



COVID-19 VACCINE TASK FORCE

Meeting #12
June 23, 2021
10:30am – 12:00pm

www.slopublichealth.org

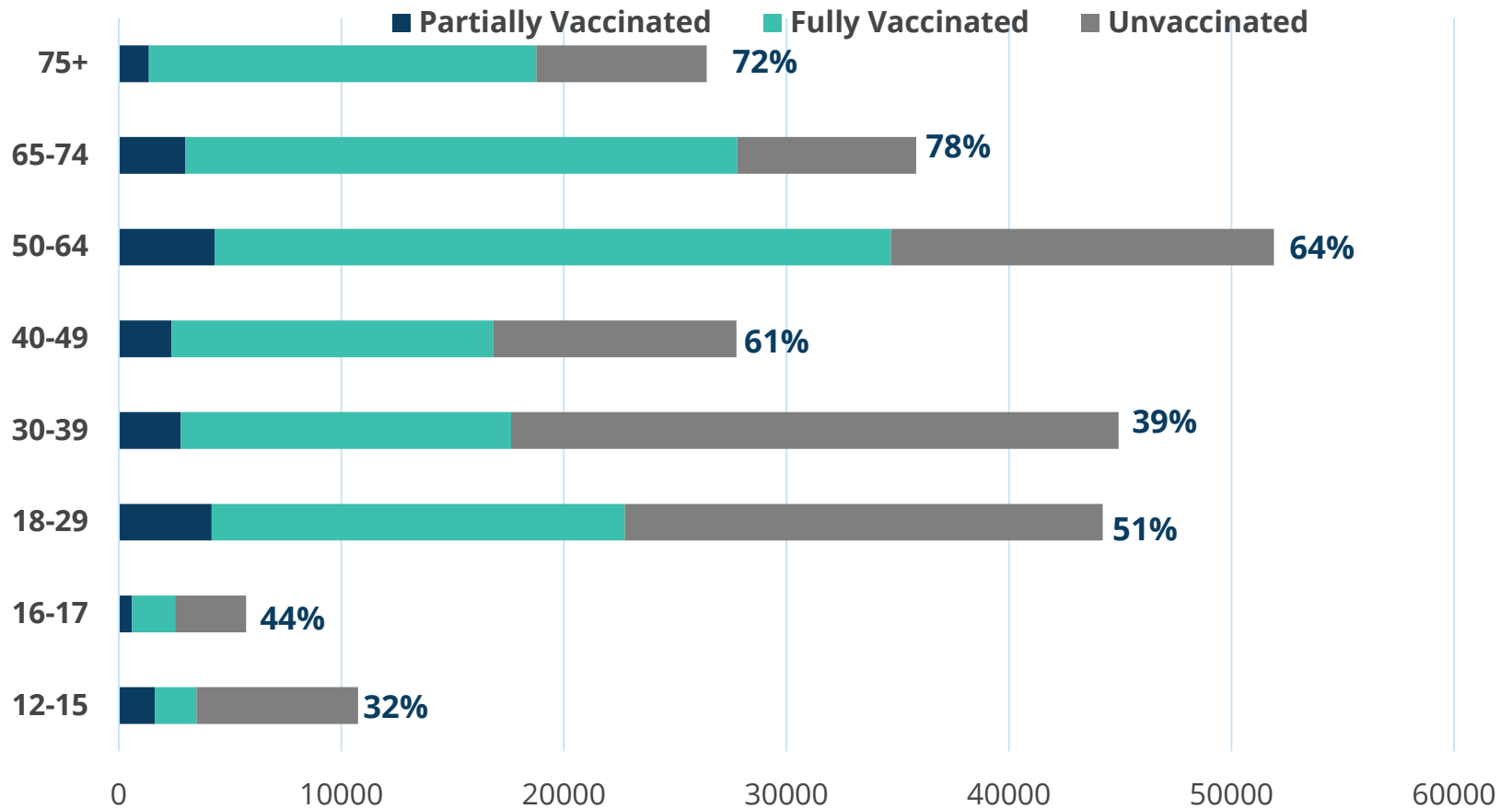
COVID-19 Status in SLO County

Total cases	21,448
Recovered	21,156
New cases (72 hrs)	17
Hospitalizations	4
Deaths	261
Variants	442

Data from 6/22/21 11am



Vaccination Rates by Age, SLO County



DoF Pop Estimates (2021) and Snowflake Local Health Jurisdiction Data (6/7/21)

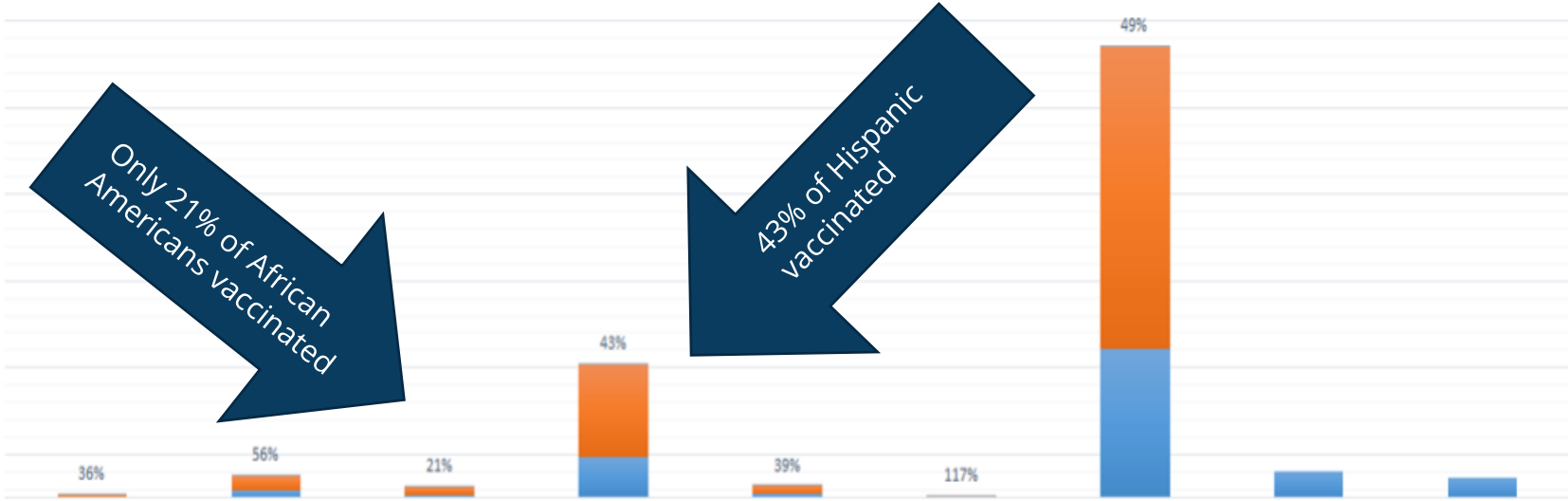


HEALTH AGENCY
PUBLIC HEALTH DEPARTMENT

www.slopublichealth.org

SLO County Vaccination by Race/Ethnicity

SLO County Residents Vaccinated (partially and fully) by Race/Ethnicity



	American Indian/Alaskan Native	Asian	African American/Black	Hispanic	Mixed/Multi-Race	Native Hawaiian/Pacific Islander	White	Unknown	Other
■ Percent	36%	56%	21%	43%	39%	117%	49%		
■ Total Population	1,339	8,163	4,987	53,447	4,819	323	174,450		
■ Total Vaccinated (partial & full)	480	4,537	1,064	23,122	1,883	379	85,706	15,350	11,935

Department of Finance Population Estimates (2021) and Snowflake Local Health Jurisdiction Data (6/18/21)
 *Population estimates do not include "other" or "unknown"
 ** % of group fully or partially vaccinated uses 12+ as eligible



SLO County Vaccination by City

City	% with at least one dose
SLO (93405)	34%
Shandon	35%
San Miguel	36%
Creston	37%
San Simeon	40%
Atascadero	43%
Paso Robles	43%
Santa Margarita	46%
Grover Beach	47%
Oceano	47%
Arroyo Grande	53%
Templeton	53%
Los Osos	54%
Nipomo	56%
Cayucos	58%
Morro Bay	59%
Pismo Beach	60%
Cambria	65%
SLO (93401)	67%
Avila Beach	105%

DoF Pop Estimates (2021) and Snowflake Local Health Jurisdiction Data (6/18/21)



HEALTH AGENCY
PUBLIC HEALTH DEPARTMENT

www.slopublichealth.org

SLO County Vaccines by Gender

Age	Gender	% Vaccinated (partial & full)	% Difference
12-15	Male	27.1%	
12-15	Female	28.8%	+1.7%
16-17	Male	39.8%	
16-17	Female	43.1%	+3.3%
18-29	Male	46.3%	
18-29	Female	53.7%	+7.4%
30-39	Male	33.1%	
30-39	Female	45.0%	+11.9%
40-49	Male	52.0%	
40-49	Female	68.3%	+16.3%
50-64	Male	57.6%	
50-64	Female	74.7%	+17.1%
65-74	Male	73.5%	
65-74	Female	80.5%	+7%
75+	Male	69.4%	
75+	Female	71.4%	+2%

Vaccination rates of women are higher than that of men in every age category

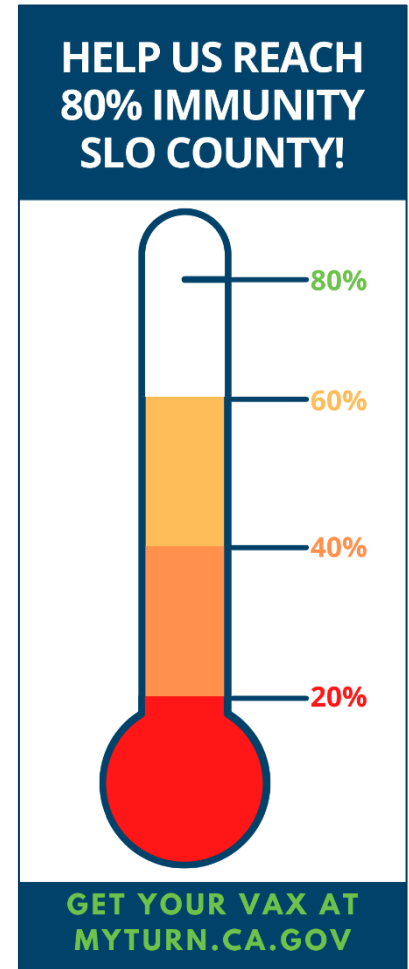
*Population data from Department of Finance April 2021 by age



Vaccination Rates

	Statewide	SLO County
Partially vaccinated	10.6%	8.5%
Fully vaccinated	57.6%	53.9%
Total	68.2%	62.4%

Goal: Herd Immunity 80%



CDPH data released 6.21.21. Total refers to the percent of people partially and fully vaccinated out of the total estimated 12 and older population using federal DoF population data.



HEALTH AGENCY
PUBLIC HEALTH DEPARTMENT

www.slopublichealth.org

Priorities

Race/Ethnicity

- **Latinx**
- **African American**

Age

- **30-39**
- **12-17**
- **75+**
- **18-29**

Geographic Location:

- **Shandon, Oceano, San Miguel (access issues)**
- **Paso Robles, Atascadero, Santa Margarita, Grover Beach (messaging focus, political influence)**

1st Priority:

Heavy communications focus, mobile vaccines, Promotores and HI partnership, incentives

2nd Priority:

Messaging to healthcare providers, long term care facilities, homebound vaccine options

3rd Priority:

Vax Champions, targeted messaging, incentives



Strategies

Mobile Clinics

- **Schools**, faith-based orgs, businesses
- Focus areas with **access** issues - Partnership with Promotores, HI, CHC
- **Incentives**
- Hyper local **outreach**
- Pairing with large **community events**

Healthcare Providers

- Targeted outreach to **long term care facilities** with low staff vax rates
- Technical support for **in-office vaccine** administration
- Communication tools and staff **training**

Communications

- **Mass comms** campaigns (bus, media, PSAs, social, etc.)
- **Vaccine Champions**
- Outreach materials
- Forums, community groups
- **1:1 targeted** relationship-based outreach



Mobile Vaccine Clinics

- CHC update
- Public Health mobile clinics: 42 clinics to date
 - **Current:**
 - Schools, low-income housing, supported housing, faith-based orgs, homeless shelters and encampments, nonprofit orgs
 - **Going forward:** Pairing mobile clinics at community events
 - Swap meet, concerts, shopping centers, farmers' markets

Request a Mobile Clinic: RecoverSLO.org/MobileVaccines



Healthcare Providers

- Long Term Care facilities with low vaccination rates (below 60% staff, 70% residents)
 - Education targeted to staff concerns
 - On site vaccination
- Acute care settings to encourage pre-discharge vaccinations
- Dr. Bravo offering vaccine in-office. Next: other pediatric practices and adult medicine
 - Refrigeration & digital data loggers
 - Technical support in CA Vax
 - Survey to primary care providers



Three-Part Communications Strategy

Mass communications: Build confidence, set the stage, ensure valid information is always within easy reach, prevent a vacuum that would foster spread of misinformation

Vaccine champions: Engage communities with outreach, events and focused media/social messages; closely support mobile and pop-up clinic efforts

Hyperlocal / Relationship-based outreach: Answer questions, address concerns and make appointments through one-on-one and small-group conversations



Beyond the Blueprint

- June 15 ended the State's tiered structure
- CalOSHA guidance changed June 17
- CalOSHA FAQ page for employers:
<https://www.dir.ca.gov/dosh/coronavirus/Revisions-FAQ.html>



School Based Vaccinations

Dr. Brescia (K-12)

Courtney Kienow (higher education)

- Challenges
- Best practices
- Looking ahead



Culturally Sensitive Vaccine Outreach

Irebid Gilbert, Herencia Indigena

Erica Ruvalcaba-Heredia, Promotores Collaborative

- Best practices
- Barriers
- Looking ahead



HEALTH AGENCY
PUBLIC HEALTH DEPARTMENT

www.slopublichealth.org

High Risk Settings

Long term care facilities, Karen Jones

Corrections, Dr. Christy Mulkerin

Homeless Serving Organizations, Janna Nichols

Mental health, supported housing, Jill Bolster-White

- Current vaccine efforts
- Masks remain required in congregate settings; are there other incentives available to reward vaccinated staff?





HEALTH AGENCY
PUBLIC HEALTH DEPARTMENT

www.slopublichealth.org

Closing Comments

- Next meetings – 4th Wednesdays of the month
 - July 28, 2021 from 10:30am - 12:00pm
 - Future meetings TBD
- Meeting notes, slides available at
<https://www.recover slo.org/en/slo-county-vaccine-taskforce.aspx>



Thank you!



HEALTH AGENCY
PUBLIC HEALTH DEPARTMENT

www.slopublichealth.org