



County of San Luis Obispo
FY 2023-24

FINAL BUDGET

PREPARED BY THE
ADMINISTRATIVE OFFICE



Table of Contents

BUDGET MESSAGE	15
BUDGET GOALS AND POLICIES AND BUDGET BALANCING STRATEGIES AND APPROACHES	33
BUDGET DEVELOPMENT POLICIES	34
BUDGET BALANCING STRATEGIES AND APPROACHES	40
GENERAL BUDGET INFORMATION	45
COUNTY ORGANIZATIONAL CHART	46
ABOUT SAN LUIS OBISPO COUNTY	47
BUDGET SUMMARY INFORMATION	54
COUNTY BUDGET DEVELOPMENT AND MANAGEMENT PROCESSES	62
PERSONNEL INFORMATION	69
POSITION ALLOCATION BY SERVICE GROUP	70
POSITION ALLOCATION SUMMARY	71
POSITION ALLOCATION BY DEPARTMENT	74
MAJOR COUNTY PAID EMPLOYEE BENEFITS	88
JOB CLASS LISTING BY TITLE	93
FIXED ASSETS	109
DEPARTMENTAL BUDGETS BY SERVICE GROUP	113
LAND BASED	114
FC 141 — AGRICULTURAL COMMISSIONER	115
FC 142 — PLANNING AND BUILDING	123
FC 405 — PUBLIC WORKS	132
FC 430 — PUBLIC WORKS - LOS OSOS WASTEWATER SYSTEM	142
FC 248 — PUBLIC WORKS - ROAD IMPACT FEES	146
FC 245 — PUBLIC WORKS - ROADS	150
FC 201 — PUBLIC WORKS - SPECIAL SERVICES	162
FC 205 — GROUNDWATER SUSTAINABILITY	168
PUBLIC PROTECTION	176
FC 138 — ADMINISTRATIVE OFFICE - EMERGENCY SERVICES	177
FC 140 — COUNTY FIRE	185
FC 143 — COURT OPERATIONS	192
FC 132 — DISTRICT ATTORNEY	195
FC 131 — GRAND JURY	203
FC 137 — HEALTH AGENCY - ANIMAL SERVICES	206
FC 139 — PROBATION	211
FC 135 — PUBLIC DEFENDER	222
FC 130 — PUBLIC WORKS - WASTE MANAGEMENT	242
FC 136 — SHERIFF-CORONER	231
FC 335 — PUBLIC WORKS - SOLID WASTE MANAGEMENT	242
HEALTH AND HUMAN SERVICES	247
FC 106 — CONTRIBUTIONS TO OTHER AGENCIES	248
FC 134 — CHILD SUPPORT SERVICES	252

FC 166 — HEALTH AGENCY - BEHAVIORAL HEALTH	257
FC 375 — HEALTH AGENCY - DRIVING UNDER THE INFLUENCE	267
FC 351 — HEALTH AGENCY - EMERGENCY MEDICAL SERVICES	272
FC 160 — HEALTH AGENCY - PUBLIC HEALTH	275
FC 184 — SHERIFF-CORONER - LAW ENFORCEMENT HEALTH CARE	289
FC 180 — SOCIAL SERVICES - ADMINISTRATION	295
FC 182 — SOCIAL SERVICES - CALWORKS	306
FC 181 — SOCIAL SERVICES - FOSTER CARE AND ADOPTIONS	309
FC 185 — SOCIAL SERVICES - GENERAL ASSISTANCE	312
FC 290 — SOCIAL SERVICES - HOMELESS SERVICES AND AFFORDABLE HOUSING	315
FC 186 — VETERANS SERVICES	321
COMMUNITY SERVICES	327
FC 425 — AIRPORTS	328
FC 331 — FISH AND GAME	335
FC 377 — LIBRARY	338
FC 222 — PARKS AND RECREATION - COMMUNITY PARKS	344
FC 427 — PARKS AND RECREATION - GOLF COURSES	351
FC 305 — PARKS AND RECREATION - REGIONAL PARKS	357
FC 215 — UC COOPERATIVE EXTENSION	362
FC 330 — WILDLIFE AND GRAZING	367
FISCAL AND ADMINISTRATIVE	370
FC 104 — ADMINISTRATIVE OFFICE	371
FC 119 — ADMINISTRATIVE OFFICE - COMMUNICATIONS AND OUTREACH	377
FC 109 — ASSESSOR	383
FC 117 — AUDITOR-CONTROLLER-TREASURER-TAX COLLECTOR-PUBLIC ADMINISTRATOR	389
FC 100 — BOARD OF SUPERVISORS	399
FC 110 — CLERK-RECORDER	402
SUPPORT TO COUNTY DEPARTMENTS	409
FC 116 — CENTRAL SERVICES	410
FC 407 — CENTRAL SERVICES - FLEET	415
FC 111 — COUNTY COUNSEL	419
FC 112 — HUMAN RESOURCES	426
FC 412 — HUMAN RESOURCES - DENTAL SELF-INSURANCE	435
FC 409 — HUMAN RESOURCES - LIABILITY SELF-INSURANCE	437
FC 411 — HUMAN RESOURCES - MEDICAL MALPRACTICE SELF-INSURANCE	439
FC 410 — HUMAN RESOURCES - UNEMPLOYMENT SELF-INSURANCE	441
FC 408 — HUMAN RESOURCES - WORKERS COMPENSATION SELF-INSURANCE	443
FC 114 — INFORMATION TECHNOLOGY	445
FC 113 — PUBLIC WORKS - FACILITIES MANAGEMENT	452
FC 118 — HUMAN RESOURCES - TALENT DEVELOPMENT	458
FINANCING	463
FC 266 — COUNTYWIDE AUTOMATION REPLACEMENT	464
FC 277 — DEBT SERVICE	468
FC 267 — GENERAL GOVERNMENT BUILDING REPLACEMENT	471
FC 103 — NON-DEPARTMENTAL OTHER EXPENDITURES	473
FC 102 — NON-DEPARTMENTAL - OTHER FINANCING USES	476
FC 101 — NON-DEPARTMENTAL REVENUE	480
FC 413 — OTHER POST EMPLOYMENT BENEFITS	482
FC 392 — PENSION OBLIGATION BONDS	484
FC 247 — PUBLIC FACILITY FEES	486
FC 268 — TAX REDUCTION RESERVE	488

CAPITAL AND MAINTENANCE	491
FC 230 — CAPITAL PROJECTS	492
FC 200 — MAINTENANCE PROJECTS	508
BUDGET AUGMENTATION REQUEST RESULTS	519
SUMMARY OF BUDGET AUGMENTATION REQUEST RESULTS	520
2015-16 BUDGET AUGMENTATION REQUEST RESULTS	525
2016-17 BUDGET AUGMENTATION REQUEST RESULTS	526
2017-18 BUDGET AUGMENTATION REQUEST RESULTS	528
2017-18 MID-YEAR BUDGET AUGMENTATION REQUEST RESULTS	533
2018-19 MID-YEAR BUDGET AUGMENTATION REQUEST RESULTS	534
2019-20 BUDGET AUGMENTATION REQUEST RESULTS	540
2019-20 MID-YEAR BUDGET AUGMENTATION REQUEST RESULTS	541
2020-21 BUDGET AUGMENTATION REQUEST RESULTS	551
2020-21 MID-YEAR BUDGET AUGMENTATION REQUEST RESULTS	556
2021-22 BUDGET AUGMENTATION REQUEST RESULTS	566
2021-22 MID-YEAR BUDGET AUGMENTATION REQUEST RESULTS	579
SUMMARY SCHEDULES	621
SCHEDULE 1 - ALL FUNDS SUMMARY	622
SCHEDULE 2 - GOVERNMENTAL FUNDS SUMMARY	624
SCHEDULE 3 - FUND BALANCE - GOVERNMENTAL FUNDS	627
SCHEDULE 4 - RESERVES/DESIGNATIONS BY GOVERNMENTAL FUNDS	629
SCHEDULE 5 - SUMMARY OF ADDITIONAL FINANCING SOURCES BY SOURCE AND FUND	633
SCHEDULE 6 - DETAIL OF ADDITIONAL FINANCING SOURCES BY FUND AND ACCOUNT	636
SCHEDULE 7 - SUMMARY OF FINANCING USES BY FUNCTION AND FUND	679
SCHEDULE 8 - DETAIL OF FINANCING USES BY FUNCTION, ACTIVITY AND BUDGET UNIT (AKA FUND CENTER)	682
SCHEDULE 9 - FINANCING SOURCES AND USES BY BUDGET UNIT (AKA FUND CENTER) BY OBJECT	692
SCHEDULE 10 - INTERNAL SERVICE FUNDS	753
SCHEDULE 11 - ENTERPRISE FUNDS	762
APPENDIX	767
RESOLUTION ADOPTING THE FY 2023-24 COUNTY BUDGET	768
DESCRIPTION OF COUNTY RESERVES AND DESIGNATIONS	772
BASIS OF BUDGETING	778
GLOSSARY - TERMS COMMONLY USED IN THIS BUDGET DOCUMENT	779
ACRONYM GLOSSARY	784

(This page intentionally left blank)



GOVERNMENT FINANCE OFFICERS ASSOCIATION

*Distinguished
Budget Presentation
Award*

PRESENTED TO

**County of San Luis Obispo
California**

For the Fiscal Year Beginning

July 01, 2022

Christopher P. Morrill

Executive Director



County of San Luis Obispo Board of Supervisors



(805) 781-5450

www.slocounty.ca.gov

The public is welcome to watch or participate in the meetings of the Board of Supervisors. The Board of Supervisors meets on Tuesdays in regular session per the Board of Supervisors adopted calendar.

For specific dates and times of meetings, please visit the Board's website at <https://www.slocounty.ca.gov/Departments/Board-of-Supervisors/Board-Meetings,-Agendas-and-Minutes.aspx>

Other County Officers

Interim County Administrative Officer

John Nilon

Department Heads

Assistant County Administrative Officer
 Agricultural Commissioner/Sealer of Weights & Measures
 Airports Director
 Auditor-Controller/Treasurer/Tax Collector/Public Administrator
 Central Services Director
 Chief Probation Officer
 Child Support Services Director
 Clerk-Recorder
 County Assessor
 County Counsel
 County Fire Chief
 District Attorney
 Director of UC Cooperative Extension
 Groundwater Sustainability
 Health Agency Director
 Human Resources Director
 Information Technology Director
 Library Director
 Parks and Recreation Director
 Planning and Building Director
 Public Works Director
 Sheriff-Coroner
 Social Services Director
 Veterans' Service Officer

Rebecca Campbell
 Marty Settevendemie
 Courtney M. Johnson
 James W. Hamilton
 Christopher Lopez
 Robert Reyes
 Natalie Walter
 Elaina Cano
 Tom Bordonaro
 Rita L. Neal
 John Owens
 Dan Dow
 Chris Greer
 Blaine Reely
 Nick Drews
 Tami Douglas-Schatz
 Daniel Milei
 Chris Barnickel
 Tanya Richardson
 Trevor Keith
 John Diodati
 Ian Parkinson
 Devin Drake
 Morgan Boyd

Acknowledgements

The following individuals are gratefully acknowledged
 for their oversight of and contribution to the budget document.

Budget Director
 Administrative Analysts

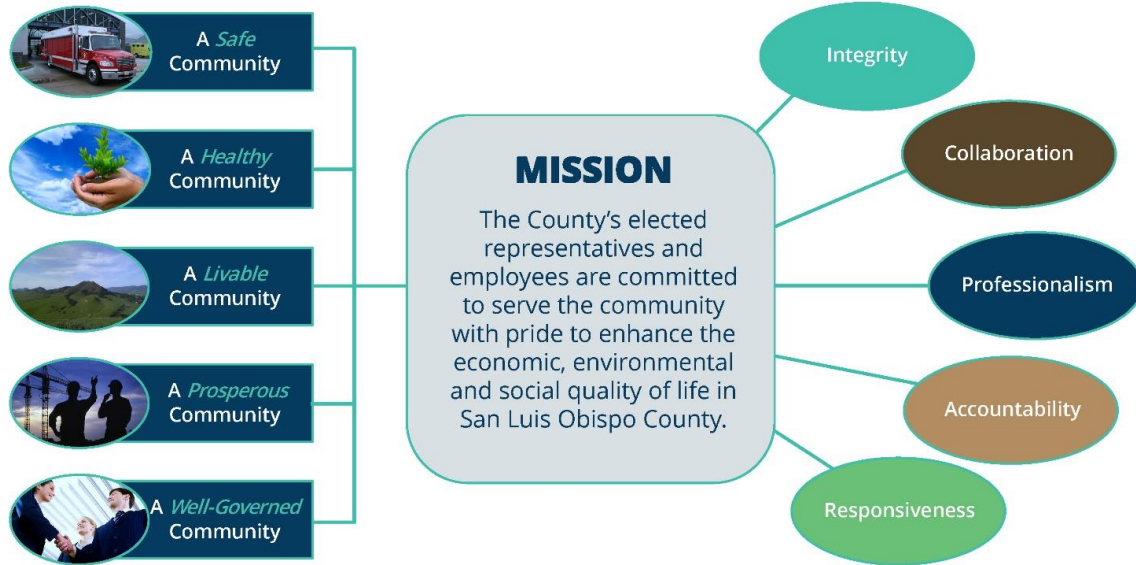
Lisa Howe
 Zachary Lute
 Sarah Hayter
 Olena Nagorna
 Mia Trevelyan
 Tessa Cornejo
 Mei-Lin Gee

Administrative Services Manager
 Administrative Services Officer

VISION STATEMENT, COMMUNITYWIDE RESULTS



ORGANIZATIONAL VALUES



Vision Statement and Communitywide Results

A Safe Community – The County will strive to create a community where all people – adults and children alike – have a sense of security and well being, crime is controlled, fire and rescue response is timely and roads are safe.

A Healthy Community – The County will strive to ensure all people in our community enjoy healthy, successful and productive lives, and have access to the basic necessities.

A Livable Community – The County will strive to keep our community a good place to live by carefully managing growth, protecting our natural resources, promoting life long learning, and creating an environment that encourages respect for all people.

A Prosperous Community – The County will strive to keep our economy strong and viable and assure that all share in this economic prosperity.

A Well Governed Community – The County will provide high quality “results oriented” services that are responsive to community desires.

County Organizational Values

The employees and elected officials of San Luis Obispo County are guided by our organizational values. Our decisions and actions demonstrate these values. Putting our values into practice creates long-term benefits for stakeholders, customers, employees, communities and the public we serve.

Integrity

We are dedicated to high ethical and moral standards and uncompromising honesty in our dealings with the public and each other.

We behave in a consistent manner with open, truthful communication, respecting commitments and being true to our word.

Collaboration

We celebrate teamwork by relying on the participation and initiative of every employee.

We work cooperatively within and between departments and the public to address issues and achieve results.

Professionalism

We are each personally accountable for the performance of our jobs in a manner which bestows credibility upon ourselves and our community.

We consistently treat customers, each other, the County, and the resources entrusted to us with respect and honesty.

Accountability

We assume personal responsibility for our conduct and actions and follow through on our commitments.

We are responsible managers of available fiscal and natural resources.

Responsiveness

We provide timely, accurate and complete information to each other and those we serve.

We solicit feedback from customers on improving programs and services as part of a continuous improvement process.

A Guide to Reading the Budget Book

The County of San Luis Obispo’s budget document serves as a policy document, operations guide, financial plan, and communication tool. It covers a wide range of information from general overviews to specific departmental activities, and this guide is meant to help explain the meaning or significance of each section of the budget.

All County departments have a fund center – or multiple fund centers – that represent the departments’ budgets and areas of responsibility. These fund centers are grouped together by service groups, which categorize the types of programs and services that departments provide. See “Departmental Budgets by Service Group” below for more information.

The following summary provides general information about what is provided within each section of the budget.

Budget Message	This section serves as the County Administrative Officer’s introduction to the budget and provides a summary of expenses and revenues in the budget year compared to the current year. The budget message also demonstrates the impact that economic conditions, State and Federal legislative action, and policy direction have on the County’s budget.
-----------------------	--

Budget Goals and Policies and Budget Balancing Strategies and Approaches	This section includes the budget goals and policies that guide the development of the County’s budget and help staff manage the budget in prior and future years. It also describes the County’s approach to maintaining its fiscal health while continuing to provide programs and services to County residents.
---	---

General Budget Information	This section provides context to help readers’ understand the budget document, providing an overview of the County’s budget, general background and demographic information.
-----------------------------------	--

Personnel Information	This section lists County employee positions by service group, department, and position title. It also includes a salary schedule for all County employees, including elected officials and department heads, and a summary of major County-paid employee benefits.
------------------------------	---

Fixed Assets	This section lists all fixed assets, such as land, buildings and equipment that typically have a value of \$5,000 or greater, recommended and approved by the Board of Supervisors in the budget year.
---------------------	--

Departmental Budgets by Service Group	County departments and fund centers are organized by service groups, including: Land Based, Public Protection, Health and Human Services, Community Services, Fiscal and Administrative, Support to County Departments, Financing, and Capital and Maintenance Projects. Each service group is marked by a tab and includes a summary page with an overview of the services, fund centers, and summary of the total budget and staffing levels for the service group.
--	---

Funds are organized in the budget structure by fund centers, which include all funding approved by the Board of Supervisors. Many departments have only one fund center, while departments that provide a more varied array of services and have more diverse funding streams are comprised of several fund centers. The budgets for each fund center are presented separately to clarify the various services the County provides and how much of the County’s total budget and how many personnel are allocated to each fund center.

In each section, you will find a description of each department's mission and service programs, major accomplishments and objectives, the sources of funding, expenditures by major category for the budget year, historical staffing levels, budget augmentation requests for the prior year, and recurring performance measures.

Service Group Summary Page Example:

Service Group Title and Description –
Provides a description of the service group and lists the fund centers in the service group.



Service Group Budget at a Glance –
Provides a summary of the total service group budget.



Ten Year Staffing History – Provides a 10-year service group staffing history by full-time equivalent (FTE) employees



Land Based

Land Based

The Land Based Service Group includes those budgets that provide programs and services focused on management of the built environment, including roads, the regulation of agriculture/weights and measures, and the preservation of agricultural and open space.

Budgets in the Land Based Service Group include: Agricultural Commissioner, Planning and Building, Planning and Building - Community Development, Public Works - Public Works - Los Osos Wastewater System, Public Works - Road Impact Fees, Public Works - Roads, Public Works - Special Services.

SERVICE GROUP BUDGET AT A GLANCE

	FY 2019-20 Recommended	Change from FY 2018-19 Adopted	% Change
Expenditures	\$108,425,380	\$9,782,556)	8%
Revenue	\$11,844,051	\$5,438,239)	46%
General Fund Support	\$13,228,319	\$886,670)	6%
Staffing Levels	397.50FTE	4.00 FTE	1%

Ten Year Staffing History

County of San Luis Obispo
111
Fiscal Year 2019-20 Recommended Budget

Fund Center Budget Example:

Fund Center Title and Description – Provides a description of the fund center.

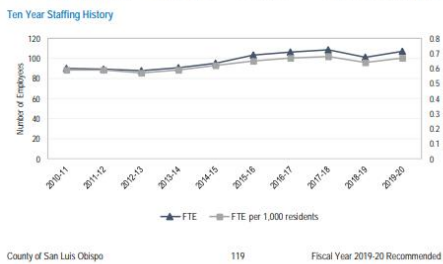
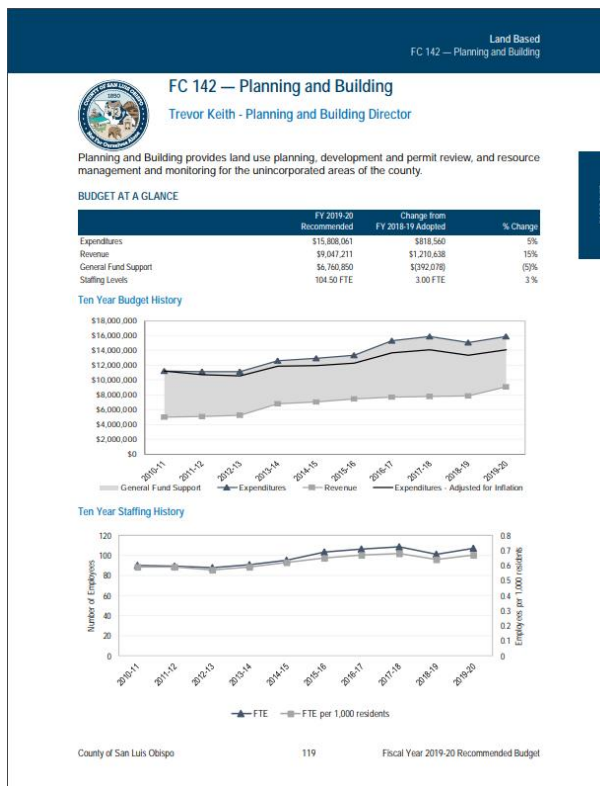
Budget at a Glance – Provides a high-level summary of the fund center budget compared to the prior year’s adopted budget.

Ten Year Budget History – Provides a 10-year fund center budget history.

Ten Year Staffing History – Provides a 10-year fund center staffing history by FTE and FTE per 1,000 residents.

Mission Statement – Tells the reader what activities the expenditures and staff associated with that department support, and why those activities are performed.

Service Programs – Informs the reader of the fund center’s key programs and activities, and the budgeted expenditures and staff resources that support them.



MISSION STATEMENT
Promoting the wise use of land. Helping to build great communities.

SERVICE PROGRAMS
Planning and Building has a total expenditure level of \$15,808,061 and a total staffing level of 104.50* FTE to provide the following services:

Land Use Planning
The Planning and Building Department helps plan communities and rural areas by:

- Facilitating public participation and providing opportunities to develop the County’s vision for the future, through updates to the General Plan, ordinances and other planning initiatives.
- Collaborating with the public and decision makers on how best to guide future development and resource conservation.
- Addressing housing needs and economic development through public outreach, research, projections and programs to achieve identified targets.
- Maintaining and improving General Plan maps, other supporting maps, and Geographical Information System (GIS) databases that are valuable tools used for research, public information and decision making.
- Creating policies and strategies that are considered by decision-makers to implement the County vision.

Total Expenditures: \$5,407,822
Total Staffing (FTE): 38.75*

Development and Permit Review
The department provides development and permit review services to enable the public to participate in implementing and monitoring the County’s vision by:

- Guiding applicants and the public through the permit review process by explaining relevant policies, ordinances and regulations and applying these in a consistent and fair manner.
- Reviewing development, land division and building applications to assure they meet all federal, state and local requirements.
- Inspecting construction projects for compliance with codes, regulations and permit approvals.

Total Expenditures: \$8,444,922
Total Staffing (FTE): 50.50*

Resource Management and Monitoring
The department monitors and manages the County’s natural resources and environment by:

- Ensuring that development meets goals identified through local programs, policies, laws and ordinances for resource management and conservation.
- Working with other departments, agencies, applicants, and the public to administer resource conservation goals.

Accomplishments and Objectives – Provides the reader with major accomplishments and key results from the prior fiscal year and highlights department's major objectives for the budget year.



Land Based
FC 142 – Planning and Building

- Ensuring that land use and environmental policies, laws and ordinances are fulfilled.

Total Expenditures \$1,955,317
Total Staffing (FTE) 15.25

*Staffing for Fund Center 290 – Community Development are reflected in Fund Center 142 – Planning and Building.

ACCOMPLISHMENTS AND OBJECTIVES

Following are some of the department's notable accomplishments for FY 2018-19 and some specific objectives for FY 2019-20:

FY 2018-19 Accomplishments

- Established on-call service for weekend and holiday code enforcement response. The program was initiated in May 2018 and in place throughout FY 2018-19.
- In an effort to address several housing related issues, staff collaborated with the Coalition of Housing Partners to make significant progress on the County Housing Initiatives Package for Board approval. Based on discussions and direction by the Board in August and December of 2018, and March of 2019, staff provided the following:
 - In August of 2018, staff presented the Constraints and Opportunities Mapping per Board direction identifying potential areas for rezoning for residential uses in the unincorporated areas of the County.
 - Presentation and Board approval of ordinance framework for Accessory Dwellings Unit (ADU) and Tiny Homes Ordinance Amendment – Phase II, which includes eliminating exclusion areas and easing development standards per State mandates in August 2018.
 - Presentation and Board approval of ordinance framework for Agricultural Worker Housing Ordinance in August 2018.
 - Revising First Time Homebuyer Program Guidelines to support "sweat-equity" projects in August 2018.
 - Adopted a resolution authorizing the Planning Director to waive permit processing fees for affordable housing developments in August 2018.
 - Adopted an ordinance amendment (Title 18) allowing developers to pay Public Facilities Fees (PFF) at the time permit is finalized, when projects have greater access to capital, August 2018.
 - Amended the Inclusionary Housing Ordinance and Affordable Housing Fund Ordinance to implement a tiered in-lieu fee structure consistent with the 2017 Nexus Study, adopted by the Board in March 2019.
 - Amended the California Environmental Quality Act (CEQA) County Guidelines to streamline the environmental review process in hopes of increasing housing production in the county in March 2019.
- Implementation of the Minor Lot Line Adjustments Ordinance Amendment creating an expedited process for minor lot line adjustments.

County of San Luis Obispo 121 Fiscal Year 2019-20 Recommended Budget

Financial Summary – Provides the reader with the fund center's budget by object level.



Land Based
FC 142 – Planning and Building

- Completing the Permit Tracking System Upgrade remains a key department objective. The system was implemented in February 2018, and in FY 2019-20 a plan will be created to identify next steps in improving customer service and business practices, as well as any potential additional resources required.

FINANCIAL SUMMARY

	FY 2018-19 Adopted	FY 2018-19 Estimated	FY 2019-20 Requested	FY 2019-20 Recommended	Change from FY 2018-19
Licenses, Permits, and Franchises	\$5,633,196	\$6,746,172	\$6,745,637	\$7,197,917	\$1,564,721
Fees, Forfeitures, and Penalties	\$91,375	\$10,098	\$162,232	\$162,232	\$70,657
Intergovernmental Revenue	\$5,515	\$28,005	\$5,515	\$5,515	\$0
Charges for Current Services	\$645,319	\$578,971	\$650,474	\$667,474	\$22,155
Other Revenues	\$1,032,170	\$717,634	\$685,052	\$685,052	\$(347,118)
Interfund	\$428,798	\$409,076	\$329,021	\$329,021	\$(99,777)
Other Financing Sources	\$0	\$95,946	\$0	\$0	\$0
Total Revenue	\$7,836,073	\$8,586,792	\$8,577,931	\$9,047,211	\$1,210,638
Salary and Benefits	\$12,635,129	\$11,579,475	\$13,114,571	\$13,114,571	\$479,442
Services and Supplies	\$2,354,372	\$4,562,536	\$2,712,116	\$2,687,490	\$333,118
Other Charges	\$0	\$15,939	\$0	\$0	\$0
Capital Assets	\$0	\$0	\$6,000	\$6,000	\$6,000
Gross Expenditures	\$14,989,501	\$16,277,950	\$15,832,687	\$15,808,061	\$818,560
Net Expenditures	\$14,989,501	\$16,277,950	\$15,832,687	\$15,808,061	\$818,560
General Fund Support	\$7,152,928	\$7,491,248	\$7,254,756	\$6,760,896	\$(392,078)

Source of Funds

Use of Funds

COUNTY ADMINISTRATOR'S COMMENTS AND RECOMMENDATIONS

The level of General Fund support for Planning and Building is recommended to decrease \$392,078 or 5% compared to the FY 2018-19 adopted budget.

County of San Luis Obispo 123 Fiscal Year 2019-20 Recommended Budget

Financial Summary Pie Charts – Provides the reader with a visual representation of how the activities in the fund center are funded and how expense is allocated by major expenditures category.



County Administrator's Comments and Recommendations – Summarizes the recommended budget for the fund center and describes major changes from the current fiscal year.



Budget Augmentation Requests –
Provides the reader with a list of all department requests to add resources for programs and services. The requests are broken out between those recommended by the County Administrative Officer and those not. In requesting budget changes (or budget augmentations), departments must identify the specific resource(s) requested (staff, equipment, services, etc.), the associated costs and funding source(s), and the results expected from the addition of new resources. The tables include the title, the expense and funding source, and the intended results for each request.



Land Based FC 142 – Planning and Building	
<ul style="list-style-type: none"> • Deletion of 1.00 FTE Planner I-III Limited Term (Expired December 31, 2018) • Deletion of 2.00 FTE Senior Planner – Limited Term (Expired December 31, 2018) 	
FY 2019-20 Recommended PAL Changes: None.	
Service Level Impacts No service level impacts to other departments or to the community are expected. Although the recommended budget includes a \$27,157 reduction in services and supplies as a budget reduction strategy, no service level impacts to other departments or to the community are expected.	
BUDGET AUGMENTATION REQUESTS RECOMMENDED None.	
BUDGET AUGMENTATION REQUESTS NOT RECOMMENDED	
Title: Add 1.00 FTE Accountant I/III to provide Cannabis finance support	
Expense: \$110,822	Funding Source(s): General Fund Support \$110,822
Intended Results:	
1. A monthly real-time billing process will be utilized for all Cannabis Land Use cases (estimated in excess of 45 cases in FY 2019-20)	
2. A monthly real-time billing process will be utilized for all Cannabis Code Enforcement cases (estimated in excess of 80 cases in FY 2019-20)	
Title: Add 1.00 FTE Division Manager to provide cannabis support	
Expense: \$184,012	Funding Source(s): General Fund Support \$184,012
Intended Results:	
1. Provide managerial oversight of the Cannabis Section.	
2. Ensure that land use applications will be processed efficiently and timely in accordance with the Permit Streamlining Act and the time limits imposed by the California Environmental Quality Act (CEQA) and assure compliance with established standards, requirements and procedures, as well as assure proper quality control.	
3. Development and management of timelines and priorities assigned, estimate time, personnel and resource requirements for all projects, modify activities to meet established objectives and timelines as appropriate.	
4. Ensure consistent and accurate communication with the media, applicant, public, advisory groups, and the Board of Supervisors on all aspects of cannabis projects and regulations.	
5. Ensure that legal cannabis operations are properly monitored to ensure compliance with approved permits.	
6. Ensure that illegal cannabis cultivation sites will be investigated and appropriately abated through the Cannabis Hearing process.	
7. Provide savings to the department by utilizing a lower paid position (Division Manager), as opposed to a higher paid position (Director and Deputy Director) when billing the general public at the set flat rate for real time billing.	
Title: Funding for consultant services for cannabis support for processing land use permits and assisting with nuisance abatement.	
Expense: \$177,446	Funding Source(s): General Fund Support \$177,446
Intended Results:	
1. The department will remain in compliance with the Permit Streamlining Act (Government Code § 65920 et seq.) and the time limits imposed by the California Environmental Quality Act (CEQA) (Public Resources Code § 21000 et seq.).	
2. Program expenditures will be funded by excess program revenue so that General Fund support specific to these cannabis efforts will not be necessary in FY 2019-20.	
3. The department will continue to support consultants already under contract to facilitate in processing cannabis-related land use permit applications in FY 2019-20.	
County of San Luis Obispo	125
Fiscal Year 2019-20 Recommended Budget	

Capital and Maintenance

The Capital and Maintenance Projects Service Group includes funds needed to construct, improve, or repair County buildings, structures, and facilities. This section includes project descriptions, project costs, funding sources, operational cost impacts, and intended outcomes for those capital and maintenance projects included in the budget.

Budget Augmentation Request Results

This section tracks any additional resources approved by the Board of Supervisors in prior fiscal years. A budget augmentation is any request by a department for additional resources, such as the addition of staff positions, major information technology purchases, major professional service contracts and other substantial expenses related to the maintenance or expansion of programs and services.

Summary Schedules

The County must submit its annual financial documents to the State Controller’s Office using a specific process and format outlined by the County Budget Act, Government Code Section 29000-29144.

These schedules meet the content and formatting requirements set forth in the “Accounting Standards and Procedures for Counties” guidelines, which are provided by the State Controller, and present the appropriations adopted by the Board of Supervisors for each departmental fund center.

Appendix

- The appendix includes the following information:
- Resolution Adopting the Final County Budget (for Final Budget only)
 - Descriptions of the County’s various reserves and designations
 - Description of the County’s Budgetary Basis of Accounting
 - Glossary of terms commonly used in this budget document
 - Acronym glossary

Budget Message

The budget message provides an overview of the County's budget. The message sets a context for budget decisions by describing the economic conditions and changes to financing and revenue sources which help to shape the budget. It provides a summary of expenditures for the current year in comparison to expenditure levels in the previous year to demonstrate the impact that economic conditions have on County financing. Changes to staffing levels and service level program impacts are also discussed to provide the reader with a link between how financing decisions impact County operations and service provision.



COUNTY OF SAN LUIS OBISPO ADMINISTRATIVE OFFICE

September 26, 2023

Honorable Board,

A public hearing was held June 12-14, 2023 to discuss the County's recommended spending plan for Fiscal Year (FY) 2023-24, which runs from July 1, 2023 through June 30, 2024. Your Board adopted the Recommended Budget on June 20, 2023 and subsequently made adjustments to fund balances available, reserves, designations, and contingencies (based upon the year-end balances) on September 26, 2023.

The April 26, 2023 budget message provides an overview of the key components of the County's recommended spending plan. The following is a summary of the changes made to the Recommended Budget during and after the June budget hearing.

Overall, the FY 2023-24 Final Budget authorizes a governmental fund spending level of \$845,023,423. The General Fund is budgeted at \$ 713,718,381.

Changes to the Recommended Budget:

All adjustments in the Supplemental Budget were approved as presented. In addition to the changes contained in the Supplemental Budget, the following changes to the Recommended Budget were made by your Board during the budget hearing:

- \$96,884 was allocated to Fund Center 180 for 1.00 fulltime equivalent (FTE) Social Worker I/II/III/IV. The funding source for this allocation was \$83,320 in State Aid Revenue and \$13,564 from General Fund Contingencies.
- 1.00 FTE Limited Term Software Engineer was converted to a fulltime position in Fund Center 180 – Department of Social Services – Administration.
- \$250,000 was allocated to Fund Center 104 – Administrative Office for the California State Association of Counties (CSAC) Grants Initiative project.

Position Allocation Changes

The total number of positions approved during the Budget Hearing was 2,958.50FTE, which is a net 26.50FTE more than the FY 2022-23 Adopted Budget.

Changes Made after Budget Hearing

Once the prior fiscal year ended on June 30, 2023, the Auditor-Controller-Treasurer-Tax Collector-Public Administrator's (ACTTCPA's) Office began the "year-end" closing process, which includes the calculation of the actual Fund Balance (compared to what was projected as part of the budget preparation process). On September 26, 2023, the Board approved an agenda item from the ACTTCPA, which adopted the final appropriations, reserves, designations, and contingencies. The Fund Balance Available (FBA) for the County's General Fund was \$6,906,817 higher than budgeted levels. However, shortly after the books closed the

Auditor-Controller-Treasurer-Tax Collector's Office identified the following needed accounting corrections that needed to be made which reduces the available FBA by \$912,677:

- \$322,506 was incorrectly pulled from Trust Fund 5920000000-LHWT Mental Health and allocated to the General Fund in FC 166 – Behavioral Health. Additionally, a realignment deposit of \$322,506 was received and should have been allocated to FC 160 – Public Health and FC 184 – Law Enforcement Health Care. It is recommended that General Fund FBA be used to return this funding.
- \$590,171 of revenue was incorrectly accrued to FC 160 – Public Health which this fund center will not be receiving in FY 2023-24. This caused the General Fund FBA to be overstated. It is recommended that revenue in FC 160 – Public Health be reduced by this amount in FY 2023-24, this increases the amount of General Fund support for this fund center for FY 2024-25.

Of the \$5,994,140 of additional FBA, \$3,525,891 was appropriated or placed into a designation due to various recommended year-end adjustments/clean up items as follows:

- \$2,936,936 to the Covid-19 Designation as it represents FEMA reimbursement for COVID-19 response expenditures received in FY 2022-23. It is recommended that this funding be reserved in the event that FEMA requires pay back of the reimbursements post audit.
- \$543,958 to FC 290 – Social Services – Homeless Services and Affordable Housing to transfer Board approved funding for homeless projects originally budgeted in FC 180 – Social Services – Administration.
- \$44,997 to FC 230 – Capital Projects to implement a technical correction to carryout the Board's prior action taken March 7, 2023, with the Second Quarter Financial Report to transfer funds from a storm water pollution prevention maintenance project to the Shandon Project Pool Discharge Capital Project.

The remaining \$2,468,249 was placed into the Rainy Day Funds designation, to restore a portion of the \$3,916,338 cancelled from the Rainy Day Funds designation included in the Recommended Budget, leaving a \$1,448,089 that was needed to be used from the Rainy Day Funds designation in order to balance the FY 2023-24 Final Budget.

FBA in other Governmental Funds outside of the General Fund was added to various reserves and designations or appropriated to contingencies.

The allocation of the additional FBA is intended to be one-time and not a commitment to ongoing, additional allocations due to the one-time nature of FBA. The spreadsheet immediately following this page summarizes the year-end Fund Balances Available.

Respectfully,



John Nilon
County Administrative Officer

COUNTY OF SAN LUIS OBISPO

June 30, 2023

Proposed versus Actual Fund Balance Available

COUNTY FUNDS	Fund #	Estimated Fund Balance Unreserved/Un designated June 30, 2023	Actual Fund Balance Unreserved/Un designated June 30, 2023	Difference Over (Under)	Appropriation to Contingencies	Designation	General Reserve	General Purpose	Revenue Adjustment Inc/(Decr)	Object Level Appropriation Adjustment
General Fund	1000000000	43,879,431	50,786,248	6,906,817		5,405,185			(912,677)	588,955
Capital Projects	1100000000	-	190,715	190,715					44,998	235,713
Road Fund	1200000000	-	825,356	825,356		825,356				
DSS Homeless/Affordable Housing	1200500000	-	(522,600)	(522,600)					543,958	21,358
Parks	1201500000	635,713	-	(635,713)	(200,000)	(435,713)				
Co-Wide Automation Repl	1202000000	-	630,635	630,635		630,635				
General Govt Building Repl	1202500000	-	54,703	54,703		54,703				
Tax Reduction Reserve	1203000000	1,024,966	1,613,075	588,109		588,109				
Road Impact Fees	1203500000	-	1,221,116	1,221,116		1,221,116				
Wildlife & Grazing	1204000000	-	4,806	4,806		4,806				
Driving Under Influence	1204500000	-	-	-						
Library	1205000000	403,783	958,978	555,195		555,195				
Fish & Game	1205500000	-	(17,066)	(17,066)		(17,066)				
Solid Waste Management	1205800000	-	-	-		-				
Emergency Medical Services	1207000000	-	-	-		-				
COP Loans DSF	1208000000	-	-	-		-				
Pension Obligation Bonds	1801000000	915,000	1,342,368	427,368		427,368				
TOTAL		<u>46,858,893</u>	<u>57,088,334</u>	<u>10,229,441</u>	<u>(200,000)</u>	<u>9,259,694</u>	-	-	<u>(323,721)</u>	<u>846,026</u>



**COUNTY OF SAN LUIS OBISPO
ADMINISTRATIVE OFFICE**

April 26, 2023

Board of Supervisors
County Government Center
1055 Monterey Street
San Luis Obispo, CA 93408

Fiscal Year 2023-24 Recommended Budget

Honorable Board of Supervisors:

In compliance with the State Budget Act (Government Code §29000), the County Administrative Office is pleased to present the Fiscal Year (FY) 2023-24 Recommended Budget. Budget development is a collaborative process involving staff, non-profit stakeholders, and those serving on the County's various advisory boards and commissions.

The 'General Budget Information' section of this document includes a comprehensive discussion of the County's budget development process, which began in the fall of 2022, when staff presented the *FY 2023-24 Financial Forecast*, and continued in January when your Board adopted its *Budget Goals and Policies and Budget Balancing Strategies, and Approaches* and established its priorities for the coming year.

Budget Overview

The Recommended Budget authorizes a Governmental Funds (core government services and programs funded by specific revenue sources) spending level of \$838.8 million, which is a \$31.8 million increase (3.9%) compared to the FY 2022-23 Adopted Budget.

The General Fund (core government services) budget is recommended at \$709.0 million, or approximately \$37.2 million higher (5.5%) than the FY 2022-23 Adopted Budget. The General Fund Recommended Budget includes a 5% contingency, budgeted at \$33.5 million.

Factors Impacting the FY 2023-24 Budget

Budget development is a balancing act, requiring compromise in order to address the varied needs of those we serve. Following is a discussion of the major factors impacting budget development for FY 2023-24.

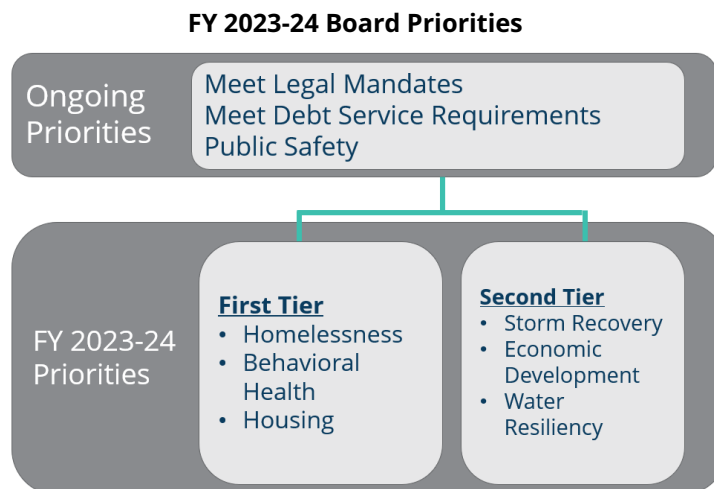
This budget includes \$5.9 million of ARPA and COVID-19 Designation Reserve Funds, approved by the Board in January 2021, as part of the Restoration of Government Services Funding Plan. This funding restored for three years (FY 2023-24 being the final year) 26.00 Full-Time Equivalent (FTE) positions that were unfunded, but not removed from the Position Allocation Listing (PAL) in

FY 2020-21. Other significant assumptions and impacts in the Recommended Budget include the following:

- Approximately \$34.4 million in FY 2023-24 total scheduled employee contract increases that were previously approved by the Board. The FY 2023-24 impact to the General Fund is \$22.4 million.
- \$1.4 million for a new Homeless Services Division established by the Board.
- \$1.1 million for increases in Workers Compensation and Liability Insurance.
- \$3.8 million increase for CalFire Services.
- \$2.9 million increase for Budget Augmentation Requests (outlined further below), of which \$1.4 million is for ongoing operations.
- \$6.0 million in one-time COVID-19 and Rainy Day Designation funds for future information technology projects in the Countywide Automaton fund.

Board Priorities

In January 2023, your Board adopted priorities for the coming fiscal year. Per the Board's direction, the priority focus for FY 2023-24 are:



FY 2023-24 State Budget Fiscal Update

As a political subdivision of the State, County operations and budget are impacted by State issues and policies at the State level. As we develop the County's FY 2023-24 budget, we are mindful of several issues at the State level that are likely to have impacts on local budgets. The Governor released his January 10, 2023 Proposed FY 2023-24 State Budget with expenditures totaling \$297 billion and a \$22.5 billion budget deficit.

On January 13, 2023, the State's Legislative Analyst's Office (LAO) released a report on the Overview of the Governor's FY 2023-24 Budget. In the report, the LAO stated, "The Governor's budget also includes estimates of multiyear revenues and spending. Under those projections, and

the Governor's budget proposals, the State faces operating deficits of \$9 billion in 2024-25, \$9 billion in 2025-26, and \$4 billion in 2026-27. These figures represent future budget problems. That is, if the Governor's Budget projections are accurate, the State would have to address deficits of these amounts in each of these future years". Legislative Analyst's Office. (2023). *The 2023-24 Budget Overview of the Governor's Budget*. <https://lao.ca.gov/Publications/Report/4662>

The LAO provided an update on February 15, 2023 reporting that it estimates that State revenues will likely be \$10 billion lower for FY 2022-23 and FY 2023-24, and that the Governor's Budget was likely unaffordable in future years. Legislative Analyst's Office. (2023). *The 2023-24 Budget Multiyear Assessment*. <https://lao.ca.gov/Publications/Report/4687>

The County receives 39 percent of its General Fund Revenue from the State. Therefore, we are and will continue to be mindful of the State's fiscal challenges and the consequential impacts on the County.

Balancing the Budget

The November 2022 Financial Forecast estimated a General Fund gap of \$8-16 million for FY 2023-24. Based on Departmental Budget Submittals at the end of January, the updated projected General Fund gap was \$5.1 million. After thorough review and revisions to Departmental Budgets the General Fund gap was reduced by \$1.8 million.

The Status Quo budget gap was based on information provided by departments at the end of the second quarter of FY 2022-23, which suggested that the Fund Balance Available (FBA – savings from FY 2022-23 available to fund the FY 2023-24 budget) would be approximately \$43.9 million.

To help close this gap, departments were asked to submit General Fund reduction lists enabling the County Administrative Officer to recommend \$898,370 in long-term (structural) reductions to departmental budgets. The FY 2023-24 structural reductions are recommended without reducing any positions or public safety services. Additionally, there is \$2.9 million in recommended Budget Augmentation Requests (BARs) that are recommended. Therefore, a combination of reductions and one-time funding was recommended to balance the budget. The following table shows recommendations to close the \$5.1 million General Fund gap for FY 2023-24. The strategies noted in the following table enable the County to fund the status quo budget for FY 2023-24, as well as support a recommended \$2.9 million in General Fund support for BARs (discussed later).

Budget Recommendations to Close the Gap (in Millions)

Recommendation for \$5.1 M Gap	\$	(5.1)
Trimming General Fund support by \$1.8 million compared to departments' Status Quo submittals. These reductions do not represent cuts to any programs or services but are the result of an intensive effort to reduce expenditures that do not qualify as "Status Quo".	\$	1.8
Long-term structural budget reductions totaling \$898 thousand in General Fund Support.	\$	0.9
Use of one-time General Fund Local Assistance and Tribal Consistency Fund (LATCF) funds.	\$	1.4
Use of one-time General Fund Rainy Day designation Reserves.	\$	3.9
Funding limited General Fund Budget Augmentation Requests.	\$	(2.9)
Balanced Total	\$	-

FY 2023-24 Recommended Budget Summary

The following table provides an overview of authorized funding levels for Governmental Funds. Changes in funding levels are explained throughout the document.

Summary of Governmental Funds

Fund	FY 2022-23 Adopted	FY 2023-24 Recommended	% Inc/Dec
General Fund	\$ 671,749,223	\$ 708,981,325	5.54%
Automation Replacement	\$ 22,429,505	\$ 9,188,954	-59.03%
Capital Projects	\$ 7,013,749	\$ 10,975,405	56.48%
Homeless Services and Affordable Housing (Formerly known as Community Development)	\$ 8,097,723	\$ 13,912,894	71.81%
Debt Service	\$ 6,680,492	\$ 8,279,245	23.93%
Driving Under the Influence	\$ 1,521,938	\$ 1,443,541	-5.15%
Emergency Medical Services	\$ 642,714	\$ 575,000	-10.54%
Fish and Game	\$ 78,778	\$ 36,569	-53.58%
General Government Building Replacement	\$ 5,265,877	\$ 4,994,431	-5.15%
Library	\$ 13,712,001	\$ 14,311,000	4.37%
Regional Parks	\$ 7,233,904	\$ 7,450,417	2.99%
Pension Obligation Bonds	\$ 14,101,871	\$ 15,975,000	13.28%
Public Facilities Fees	\$ 3,564,681	\$ 3,793,264	6.41%
Road Impact Fees	\$ 3,740,760	\$ 758,900	-79.71%
Roads	\$ 36,935,350	\$ 34,334,417	-7.04%
Solid Waste Management	\$ 1,772,586	\$ 1,196,562	-32.50%
Tax Reduction Reserve	\$ 2,430,628	\$ 2,539,941	4.50%
Wildlife and Grazing	\$ 14,013	\$ 6,756	-51.79%
Total	\$ 806,985,793	\$ 838,753,621	3.94%

The table below provides an overview of authorized funding levels for General Fund Contributions to Non-General Fund Departments:

Summary of General Fund Contributions to Non-General Fund Departments

Department Name	FY 2022-23 Adopted	FY 2023-24 Recommended	% Inc/Dec
Capital Projects	\$ 5,776,742	\$ 4,497,925	-22%
Parks	\$ -	\$ 362,204	-
Homeless Services and Affordable Housing (Formerly known as Community Development)	\$ 38,555	\$ 6,098,235	15717%
Countywide Automation Replacement	\$ 5,183,410	\$ 9,188,954	77%
Debt Service	\$ 2,468,845	\$ 5,527,532	124%
Fed - ARPA to Outside Funds	\$ 28,768	\$ 28,768	0%
General Government Building Replacement	\$ 5,239,742	\$ 3,255,772	-38%
Golf	\$ 12,500	\$ 11,892	-5%
Liability Self Insurance	\$ 3,600,000	\$ -	-100%
Library	\$ 620,885	\$ 1,402,258	126%
Public Works - Roads	\$ 6,329,057	\$ 6,328,076	0%
Solid Waste	\$ 1,275,928	\$ 699,904	-45%
Workers Compensation Self-Insurance	\$ 2,900,000	\$ -	-100%
Total	\$ 33,474,432	\$ 37,401,520	12%

The following table provides a summary of the amount of General Fund dollars allocated to County departments and budgets:

Summary of General Fund Support Provided to General Fund Departments

Department Name	FY 2022-23 Adopted	FY 2023-24 Recommended	% Increase/Decrease
Administrative Office	\$ 3,053,294	\$ 3,309,949	8.41%
Administrative Office - Emergency Services	\$ 471,886	\$ 509,288	7.93%
Administrative Office - Communications and Outreach	\$ 189,415	\$ 206,195	8.86%
Agricultural Commissioner	\$ 3,560,918	\$ 4,098,580	15.10%
Assessor	\$ 11,726,705	\$ 12,783,268	9.01%
Auditor-Controller-Treasurer-Tax Collector-Public Adm	\$ 7,175,379	\$ 7,779,301	8.42%
Board of Supervisors	\$ 1,961,756	\$ 2,045,765	4.28%
Central Services	\$ 4,536,333	\$ 4,765,807	5.06%
Child Support Services	\$ 326,846	\$ 379,775	16.19%
Clerk-Recorder	\$ 961,218	\$ 2,538,182	164.06%
Contributions to Other Agencies	\$ 1,468,735	\$ 1,302,453	-11.32%
County Counsel	\$ 5,895,104	\$ 5,377,701	-8.78%
County Fire	\$ 19,017,117	\$ 19,734,724	3.77%
Court Operations	\$ (143,553)	\$ (1,797)	-98.75%
District Attorney	\$ 14,086,073	\$ 15,022,923	6.65%
Grand Jury	\$ 127,561	\$ 124,954	-2.04%
Groundwater Sustainability	\$ 1,694,491	\$ 1,654,116	-2.38%
Health Agency - Animal Services	\$ 1,507,998	\$ 1,843,952	22.28%
Health Agency - Behavioral Health	\$ 17,620,144	\$ 18,441,207	4.66%
Health Agency - Public Health	\$ 12,856,950	\$ 15,392,828	19.72%
Human Resources	\$ 5,378,888	\$ 6,456,317	20.03%
Human Resources - Talent Development	\$ 701,920	\$ 705,544	0.52%
Information Technology	\$ 15,930,621	\$ 16,839,237	5.70%
Maintenance Projects	\$ 2,055,849	\$ 3,681,000	79.05%
Non-Departmental Other Expenditures	\$ 492,770	\$ 499,217	1.31%
Parks and Recreation - Community Parks	\$ 4,845,976	\$ 5,515,787	13.82%
Planning and Building	\$ 8,355,571	\$ 8,604,158	2.98%
Probation	\$ 13,298,697	\$ 13,996,246	5.25%
Public Defender	\$ 7,455,239	\$ 7,974,815	6.97%
Public Works - Facilities Management	\$ 5,908,485	\$ 6,336,165	7.24%
Public Works - Special Services	\$ 2,161,515	\$ 2,464,682	14.03%
Public Works - Waste Management	\$ 1,599,944	\$ 1,778,251	11.14%
Sheriff-Coroner	\$ 59,807,802	\$ 63,602,650	6.35%
Sheriff-Coroner - Law Enforcement Health Care	\$ 6,704,014	\$ 7,649,953	14.11%
Social Services - Administration	\$ 12,297,202	\$ 12,900,817	4.91%
Social Services- CalWORKs	\$ 255,837	\$ 342,839	34.01%
Social Services - Foster Care/Adoptions	\$ 1,246,286	\$ 1,256,703	0.84%
Social Services - General Assistance	\$ 1,298,924	\$ 1,684,498	29.68%
UC Cooperative Extension	\$ 668,503	\$ 649,930	-2.78%
Veterans Services	\$ 666,540	\$ 755,619	13.36%
Total	\$ 259,224,953	\$ 281,003,599	8.40%

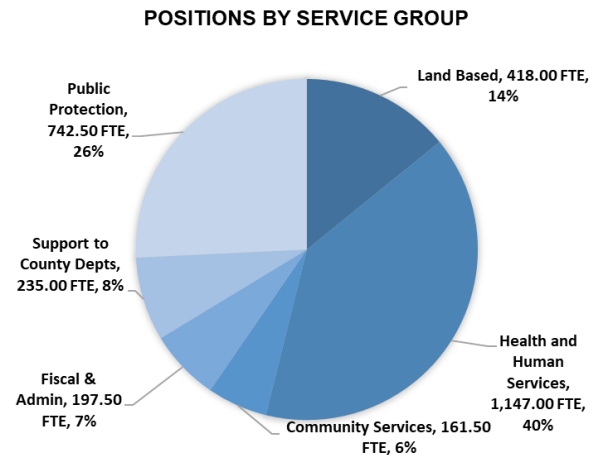
Staffing Summary

The FY 2023-24 Recommended Budget proposes a staffing level of 2,948.50 FTE (2,861.50 FTE permanent and 87.00 FTE limited term) positions. This represents a net increase of 16.50 FTE compared to FY 2022-23 adopted levels.

The table below provides a summary of net position allocation changes by department, compared to FY 2022-23 adopted levels. Many of the changes are the result of organizational changes that have moved staff between departments but have not necessarily changed the total number of staff dedicated to a specific program. The pie chart below identifies recommended staffing levels by service group.

**FY 2023-24 Position Allocation Changes
(Both Full-time and Limited Term)**

Department	Net Change
Administrative Office	-1.00
Administrative Office - Communications and Outreach	2.00
Agricultural Commissioner	1.00
Airports	2.00
Auditor-Controller-Treasurer-Tax Collector-Public Admin	0.50
Child Support Services	-0.75
Health Agency - Animal Services	3.00
Health Agency - Behavioral Health	-0.25
Health Agency - Driving Under the Influence	-1.75
Health Agency - Public Health	-12.25
Human Resources	1.00
Information Technology	1.00
Library	0.50
Parks and Recreation - Golf Courses	2.00
Planning and Building	-8.00
Public Works	0.25
Sheriff-Coroner	12.00
Sheriff-Coroner - Law Enforcement Healthcare	-2.00
Social Services	-6.75
Social Services - Homeless and Affordable Housing	23.00
Veterans Services	1.00
Total	16.50



Budget Augmentation Requests

The following is a summary of the Budget Augmentation Requests (BARs) submitted by Departments that are recommended for funding in FY 2023-24. Details about all BARs, including those not recommended are included in the 'Departmental Budgets by Service Group' section of this book.

FY 2023-24 Summary of Recommended Budget Augmentation Requests

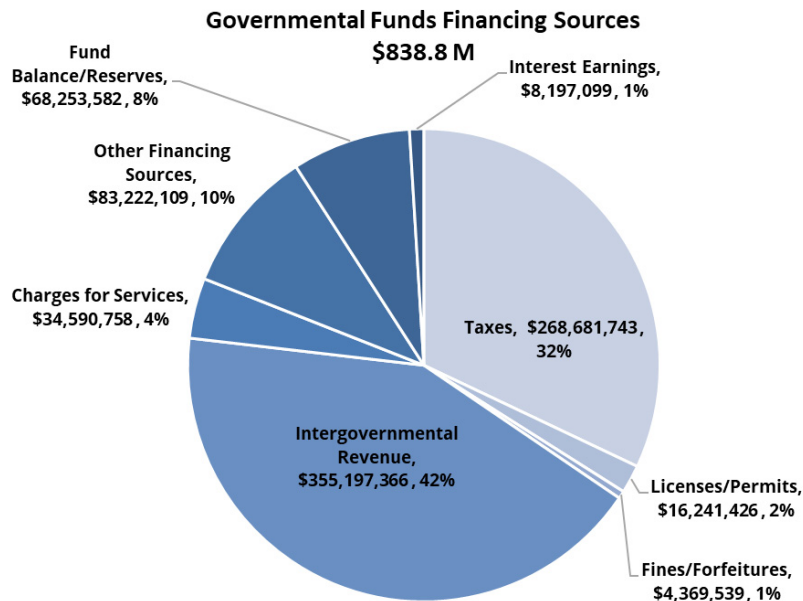
Department	Budget Augmentation Request Summary	Expense	Revenue	General Fund Support	FTE
Administrative Office - Communications and Outreach	Request for \$10,000 in additional funding for upgrade of "Sprout Social" account to allow for more consolidation, collaboration and oversight of Social Media accounts throughout the County.	\$10,000	\$0	\$10,000	0.00
Administrative Office - Emergency Services	Request to add 1.00 FTE Division Manager position and delete 1.00 FTE Emergency Services Coordinator III position to reorganize the division.	\$29,419	\$29,419	\$0	0.00
Agricultural Commissioner	Request to add 1.00 FTE Supervising Agricultural /Weights & Measures Inspector to address the increased need for additional supervisory positions to act as liaisons between line staff and upper management due to increased staffing and increasing program demands.	\$138,150	\$69,221	\$68,929	1.00
Auditor-Controller-Treasurer-Tax Collector-Public Admin	Add 1.00 FTE Accounting Technician Confidential in the Auditor-Controller-Treasurer- Tax Collector (ACTTC) Payroll function to continue to meet the increased demand required of payroll staff.	\$104,152	\$0	\$104,152	1.00
Auditor-Controller-Treasurer-Tax Collector-Public Admin	Add 1.00 FTE Senior Software Engineer and delete 1.0 FTE Software Engineer III in order to reflect the technical leadership within the department and in collaboration with our partner agencies that is required of this role.	\$0	\$0	\$0	0.00
Auditor-Controller-Treasurer-Tax Collector-Public Admin	Add 1.00 FTE Financial Analyst and delete 1.00 FTE Admin Service Officer to accurately reflect the financial forecasting required of TTC Division management and unify the TTC managers in the Financial Analyst career series.	\$0	\$0	\$0	0.00
Child Support Services	Requesting to increase the department's attorney position from .75 FTE to 1.00 FTE to ensure adequate time to prepare and appear in Court on legally mandated Title IV-D matters. Offset with reduction of 1.00 FTE Admin Assistant.	(\$15,777)	\$0	(\$15,777)	-0.75
Clerk-Recorder	Add 1.00 FTE Public Information Specialist (PIS) I/II/III to meet the current and ongoing need to inform and educate the County residents, media, organizations that serve voters with disabilities, local governments, language minority communities and other communities of interest about the various provisions of conducting an election.	\$110,184	\$0	\$110,184	1.00
District Attorney	Request to utilize automation trust funds for a data analyst consultant to facilitate the departments compliance with new legal mandates	\$50,000	\$50,000	\$0	0.00

Department	Budget Augmentation Request Summary	Expense	Revenue	General Fund Support	FTE
Health Agency - Animal Services	Request to amend the Position Allocation List for Fund Center 137 - Animal Services to add 3.00 FTE Animal Care Technicians to replace labor resources no longer available from the Honor Farm and Alternative Work Program.	\$249,060	\$0	\$249,060	3.00
Health Agency - Behavioral Health	Add 1.00 FTE Administrative Assistant for the Paso Robles Mental Health clinic.	\$87,962	\$87,962	(\$0)	1.00
Health Agency - Behavioral Health	Requests General Fund support to allow the Community Action Team, currently funded by the Substance Abuse and Mental Health Services Administration (SAMHSA) grant which expires September 29, 2023, to continue through June 30, 2024. The team includes 2.0 FTE Licensed Psych Technicians and a 1.0 FTE Limited Term Behavioral Health Specialist I/II/III. The extension of the Limited Term to June 30, 2024 is also requested.	\$287,747	\$287,747	\$0	0.00
Health Agency - Public Health	Request to convert 1.00 LT FTE Information Technology Supervisor, 1.00 LT Business Analyst II, and 1.00 LT FTE Senior Software Engineer to permanent positions.	(\$0)	\$0	(\$0)	0.00
Health Agency - Public Health	Add 1.00 FTE Social Worker acting as the court appointed Probate Conservator in the Public Guardian's Office.	\$129,038	\$129,038	\$0	1.00
Human Resources	Add 1.00 FTE HR Analyst I/II/III to FC 11201 to focus on County-wide Recruitment and Retention to address increasing turnover.	\$165,566	\$0	\$165,566	1.00
Human Resources	Request for the continuation and ongoing outsourcing of dependent eligibility verification to ensure the County legally complies with plan dependent eligibility rules and Center for Medicare Services Secondary Payer rules as well as manages and avoids costs.	\$23,084	\$0	\$23,084	0.00
Planning and Building	Request to add 1.00 FTE Permit Center Manager (Building Division Manager) position in Planning and Building to manage the department's implementation of integrated intake in permit submittals, to ensure applications are processed efficiently and provide a singular application review for in-person and electronic submittals.	\$217,563	\$131,397	\$86,166	1.00
Planning and Building	Request for \$71,653 in funding for a service contract with Granicus to continue to provide host compliance monitoring services for unlicensed and licensed short-term rentals (vacation rentals) in the unincorporated areas of the county.	\$71,653	\$0	\$71,653	0.00
Probation	Request to add 3.00 FTE Probation Assistant and delete 3.00 FTE vacant Administrative Assistant III positions.	\$26,093	\$26,093	\$0	0.00
Probation	Request to add 2.00 FTE Deputy Probation Officer III positions and delete 2.00 FTE vacant Deputy Probation Officer II positions.	\$21,022	\$21,022	\$0	0.00
Probation	Request to add 1.00 FTE Supervising Legal Clerk and delete 1.00 FTE vacant Administrative Assistant III position.	\$20,798	\$20,798	\$0	0.00

Department	Budget Augmentation Request Summary	Expense	Revenue	General Fund Support	FTE
Sheriff-Coroner	Add 1.00 FTE Information Technology Supervisor position to the PAL to perform supervisory support within the Sheriff's Office Information Technology (IT) Division.	\$204,968	\$0	\$204,968	1.00
Sheriff-Coroner	Add 1.00 FTE Limited Term Program Manager I/II and to delete 1.00 FTE Legal Clerk from the PAL to meet the demand of increased recruitments, increase in staffing and volunteers, increase of Workers' Compensation claims, addition of the Department of Justice reporting requirements, and expectations of the public. The difference of \$53,296 will be offset by \$13,296 decrease in temporary help hours from a Program Manager (Background Investigator), \$40,000 DSH funding (State Aid Other), and the decrease in temporary help hours from a Legal Clerk position. The Sheriff's Office is not seeking any additional General Fund support for this request.	(\$0)	\$40,000	(\$0)	0.00
Sheriff-Coroner	Add 1.00 FTE Dept Personnel Technician and to delete 1.00 FTE Legal Clerk from the PAL. This is being requested to meet the demand of increased recruitments, increase in staffing and volunteers, and expectations of the public. The difference of \$2,172 will be offset by the decrease in temporary help hours from a Legal Clerk position. The Sheriff's Office is not seeking any additional General Fund support for this request.	\$0	\$0	\$0	0.00
Sheriff-Coroner	Convert a 1.00 FTE Sheriff's Correctional Sergeant to a 1.00 FTE Sheriff's Correctional Lieutenant.	\$48,682	\$48,682	(\$0)	0.00
Sheriff-Coroner	Request to purchase one (1) Grid Aim System for the Sheriff's Bomb Task Force (BTF).	\$6,779	\$6,779	\$0	0.00
Sheriff-Coroner	Request to add one (1) transport trailer in the amount of \$13,409.	\$13,409	\$13,409	\$0	0.00
Sheriff-Coroner	Request to add one Vantage Robot and Hot Gas Delivery System to be used by the Sheriff's Office Special Enforcement Detail (SED).	\$51,802	\$51,802	\$0	0.00
Social Services - Administration	Request to add a 1.00 FTE Software Engineer (SE) I/II/III to manage new application development and existing system improvement.	\$132,993	\$132,993	\$0	1.00
Social Services - Homeless Services and Affordable Housing	Request for funding to support various first-year priorities and Lines of Effort within the San Luis Obispo Countywide Plan to Address Homelessness, 2022-2027.	\$1,500,000	\$0	\$1,500,000	0.00
Social Services - Homeless Services and Affordable Housing	Request to extend 2.00 FTE ASO II, 1.00 FTE AA III to allow the County to meet grant requirements.	\$341,653	\$0	\$341,653	3.00
Veterans Services	Request to extend the sunset date of our AB 109 funded Veterans Services Representative to 06/30/2024.	\$104,474	\$103,274	\$1,200	1.00
Veterans Services	Request to extend the sunset date of our subvention funded Veterans Services Representative to 06/30/2024.	\$109,132	\$109,132	\$0	1.00
Total		\$4,239,606	\$1,358,768	\$2,920,837	15.00

Overview of Financing/Revenues

Following is an overview of the County's major Governmental Funds revenue sources:



Intergovernmental Revenue

State and Federal revenue is recommended at \$355.2 million and represents 42% of total financing. Of this total amount, \$280.5 million comes from the State, \$72.4 million from the Federal government and the remaining \$2.3 million from other governmental entities. In total, this is an increase of \$8.7 million or 3% compared to FY 2022-23 adopted levels. State and Federal revenue is the single largest County revenue source. Most of these revenues are used to support statutory programs, such as Health and Human Services, and Criminal Justice Programs. Major revenue sources in this category include 1991 and 2011 Realignment, Proposition 172, Mental Health Services Act, and Gas Tax, among others. These funds are restricted in use and are not available for discretionary purposes.

Taxes

Property tax, sales tax, transient occupancy tax (bed tax paid on hotel stays), and other tax revenue are recommended at \$268.7 million and represent 32% of total financing. This is an increase of \$19.0 million or 8% compared to FY 2022-23 adopted levels. Taxes are the second largest County revenue source, and most of these revenues are used to support discretionary programs or the County's required share of costs for programs that are funded externally.

Sales tax and transient occupancy tax receipts are driven by discretionary and non-discretionary spending. The table below compares estimated sales and transient occupancy tax amounts compared to the current and prior year:

	FY 2021-22 Actual	FY 2022-23 Adopted	FY 2023-24 Recommended
Sales Tax	\$16,148,516	\$15,500,000	\$16,500,000
Transient Occupancy Tax	\$17,151,646	\$16,000,000	\$18,375,000

Other Revenues and Financing Sources

Other revenues and financing sources are recommended at approximately \$83.2 million and represent 10% of total financing. This is an increase of \$3.2 million or 4% more than compared to FY 2022-23 adopted levels. Revenues in this category come from a variety of sources including the sale of State Water, assessments, or revenue from reimbursement agreements. This category also includes interfund charges.

Licenses/Permit Fees/Charges for Services

Licenses, permits fees, and charges for services are recommended at approximately \$50.8 million and represent 6% of total financing. This is an increase of \$1.6 million or 8% compared to FY 2022-23 adopted levels. The funding sources in this category depend on the public’s demand for services that provide an individual benefit to users (including many parks programs, permitting for construction, and travel through the County’s airport).

Fines, Forfeitures and Penalties

Fines, forfeitures and penalties are recommended at \$4.4 million and represent 1% of total financing. This is a decrease of \$184,223 or 4% less than compared to FY 2022-23.

Interest Earnings

Interest earnings (Revenue from Use of Money & Property) are recommended at \$8.2 million and represent 1% of total financing. This is an increase of \$5.1 million or 169% compared to FY 2022-23 adopted levels. Revenue in this category is received from the investment of County funds.

Fund Balance Available (FBA) and Use of Reserves

FBA and the use of reserves represent the last two significant funding sources for the total County budget. FBA represents the amount of savings that the County expects to have at the end of the current year (FY 2022-23) to fund the FY 2023-24 budget and is recommended at \$46.9 million (for all Governmental Funds, not just the General Fund), and use of reserves is recommended at \$21.4 million.

Unspent contingencies in the current year is the single largest driver of the FBA to fund the coming year’s budget. Contingencies are budgeted each year to address unforeseen or emergency expenditures.

Conclusion

Overall, the County's budget continues to be in an increasingly precarious position, due to its projected rate of spending outpacing its revenues, the State outlook, and knowing that reductions will need to be made in the future because FY 2023-24 is the last year for the ARPA Restoration of Government Services plan. This Recommended Budget relies on the use of \$5.3 million of one-time funds to balance the budget. Those one-time funds will not be available in the future. Given this, future compliance with the Board-adopted *Budget Goals and Policies* and *Budget Balancing Strategies and Approaches* will be important to addressing expected budget gaps to meet our legal requirements to adopt a balanced budget each year, and assuring the ongoing fiscal health of the County. Fortunately, the County has historically taken a conservative approach to budgeting, routinely budgeting a contingency, and maintaining adequate reserve levels. These practices will serve the County well in the coming years. That said, our organization has a strong track record in regard to budget management, and the disciplined approach during the Great Recession provides a framework for today.

Employees in all departments continue to go above and beyond to meet the needs of our community in ways that aren't always visible to the public. I am proud of the organization's dedication to our community and grateful for the incredible efforts of all staff.

Very Respectfully,



Rebecca Campbell
Assistant County Administrative Officer

(This page intentionally left blank)

Budget Goals and Policies and Budget Balancing Strategies and Approaches

This section includes descriptions of the budget goals and policies that are used to guide the development of the County's budget and to manage the budget in current and future years. The Board of Supervisors reviews and adopts the budget goals and policies in the Fall of each year to guide staff in the preparation of the County's budget.

Overall, the goals of the County of San Luis Obispo, in the development and implementation of its annual budget are to:

- Establish a comprehensive financial plan which demonstrates, in measureable terms, that County government runs efficiently, provides high quality services, complies with all legal requirements and produces results that are responsive to community priorities and desires; and
- Further the County's mission to serve the community with pride while enhancing the economic, environmental and social qualities of life in San Luis Obispo County.
- Also included in this section is an overview of the County's Budget Balancing Strategies and Approaches which outlines some of the budget planning processes that the County employs to maintain its fiscal health while continuing to provide programs and services to County residents.

Budget Development Policies

Budget Development Policies

1. **Budget Process:** County departments shall participate and cooperate during the budget development process to facilitate the creation of a budget based upon a collaborative effort between the Board of Supervisors, the Administrative Office, Department Heads, staff, and the community.

Each year, the Board of Supervisors shall set its priorities for the upcoming budget year. In most cases, this will be done in the Fall of each year in conjunction with the financial forecast provided by the County Administrative Office. The Board may at its discretion revisit its budget priorities and directives at any other point during the year.

The Administrative Office shall utilize the Board's direction in order to create detailed instructions for use by departments in creating their respective budget submittals. Department submittals shall comply with the Board's directives and both reductions and additions will be prioritized. The intent is that the overall Proposed Budget created by the Administrative Office will comply with the Board's priorities and directives to the extent that available funding allows.

2. **Results Based Decision Making and Budgeting:** The County is committed to providing efficient, high quality services that produce clear results for the public we serve. Budget requests and recommendations must be linked to measurable results that are responsive to communitywide priorities.
3. **County's Vision Statement and Communitywide Results:** The Board adopted communitywide results shall be used by all departments to strategically guide the budget preparation process. Departments will link all goals and funding requests to communitywide results.
4. **Departmental Goals and Performance Measures:** Individual departments will establish goals that will facilitate achievement of the desired communitywide results. Departments will also develop meaningful performance measures that will be used to gauge the success of individual programs within a department. All requests to allocate additional resources to a new program or service must clearly demonstrate expected results in measurable terms. If additional funding is requested to augment an existing program or service, departments must identify actual results achieved to date in meaningful, measurable terms.
5. **Mission Statements:** County departments shall have a department mission statement consistent with the County of San Luis Obispo's overall mission statement.
6. **Budget Hearing in June:** The budget hearing shall be conducted before the end of June; and the Board shall adopt a budget by July 1, unless extenuating circumstances arise, and the Board adopts a revised budget schedule for that particular year. Adjustment of final numbers based upon prior year end close, and legal adoption of the Final Budget shall occur no later than October 1st.
7. **Cost Allocation:** Allocate Countywide overhead costs to all County departments based on the cost allocation and implementation plan developed annually by the Auditor-Controller-Treasurer-Tax Collector-Public Administrator. Each department shall incorporate these allocations into their budget.
8. **General Fund Support:** General Fund support is the amount of General Fund money allocated to a given budget after revenues and other funding sources are subtracted from expenditures. These net costs are used in developing budget recommendations and when reviewing budgets during the quarterly reporting process. Significant departures from the General Fund support amounts during the fiscal year may result in a recommendation to reduce expenditures to allow/ensure that the budgeted net cost would be achieved by the end of the fiscal year.

9. **Discretionary Programs:** Review all discretionary programs to determine if they are a high priority program with communitywide benefits and demonstrated results. Preferences for funding of new discretionary programs are for those which will facilitate the achievement of Board adopted communitywide results utilizing non-General Fund revenue first, offsetting fee revenue (if appropriate) second, and General Fund last. All requests for discretionary funding must be accompanied by a performance plan that clearly describes actual and/or expected results in measurable terms. Additionally, departments will prioritize their funding requests for new, discretionary programs by focusing on those programs that are most effective in terms of achieving departmental goals and desired results.

Departments must also consider, from a Countywide perspective, the potential effects of new programs and services on interrelated programs and desired communitywide results when developing requests.

Financial Planning Policies

10. **Balanced Budget:** The County Administrative Officer shall present a balanced budget for all County operating funds, on an annual basis, to the Board of Supervisors for scheduled public hearings in June of each year. In accordance with the State Budget Act, Government Code §29009, available funding sources shall be at least equal to recommended appropriations.
11. **Ongoing Budget Administration:** It shall be the responsibility of the County Administrative Officer to submit Quarterly Financial Status Reports to the Board of Supervisors. These reports shall provide a projection of expenditures and revenues, identifying projected variances. They may also include recommendations and proposed corrective actions which may include mid-year reductions.
12. **Long-Term Financial Planning:** The County Administrative Office will annually develop a financial forecast of General Fund revenues and expenditures for the coming fiscal year and will provide the Board with a longer-term fiscal outlook. The purpose of the financial plan shall be to: 1. guide the Board in the development of its budget priorities, 2. provide the Board with the information it needs to direct County departments in their creation of budget proposals, and 3. assist the Board in the implementation of budget balancing plans and solutions.
13. **Use of "One-Time" Funds:** One-time revenues shall be dedicated for use for one-time expenditures. Annual budgets will not be increased to the point that ongoing operating costs become overly reliant upon cyclical or unreliable one-time revenues. In the face of economic downturns or significant State cuts in subventions for locally mandated services, the use of one-time funds may be permitted to ease the transition to downsized or reorganized operations.
14. **Funding of Reserves/Contingencies/Designations:** In times when the County has adequate discretionary funds to restore or enhance programs and services that have been scaled back in difficult budget years, there shall be a balance between the restoration of these programs and services and the funding of the County's reserves, contingencies and designations that have been used to balance the budget in prior years. Further, it should be recognized that the funding of reserves, contingencies and designations is essential to ensuring the long-term fiscal health of the County.
15. **Funding of Self Insurance Internal Service Fund Reserves:** Self-Insurance Internal Service fund reserves are to be maintained between the 70% (minimum) and 90% (conservative) confidence levels. This funding range is consistent with guidelines set by the County's excess insurance carrier and industry norms. The setting and maintaining of reserve levels is based upon annual actuarial studies and internal analysis. Annual charges to departments shall be set to generate the funding necessary to maintain reserves between the 70% and 90% confidence levels.

- 16. Enhance Cost Efficiency:** County departments should review multi-departmental programs and services in order to enhance coordination and cost efficiency for streamlined achievement of communitywide objectives and results.
- 17. Consolidation of Programs:** County departments should consolidate programs and organizations to reduce County costs while maintaining or increasing existing levels of service. Before service level reductions are proposed, i.e. if budget cuts are required, department heads will determine if consolidation of departmental or Countywide programs or services would be cost effective.
- 18. Privatization of Services:** County departments are encouraged to identify and recommend opportunities for cost savings whenever possible, including the privatization of services that are beneficial to the County and legally possible. Analysis will include review of existing services, including the possibility of using existing personnel and the development of a transition process for those services approved for privatization. In implementing significant new services, a thorough cost and program analysis shall be conducted to ascertain if privatizing will result in reduced costs, increased services and accountability.
- 19. Reductions:** Reductions shall be evaluated on a case-by-case basis, in a fashion consistent with Board approved budget policies, to reach the appropriations level required within the available means of financing. When budget reductions are necessary, departments will prioritize their service programs and propose reductions in areas that are least effective in terms of achieving departmental goals and desired results. Departments must also consider the potential effects on interrelated programs and desired communitywide results when developing budget reductions.
- 20. Investing in Automation:** The Board recognizes that cost reduction, cost avoidance and process efficiency can be enhanced by utilizing automation. Proposals for investments in automation, particularly computer automation, must measurably demonstrate how cost savings will be achieved and/or how services will be improved. It is important that countywide benefits, compatibility with existing systems, and potential liabilities are fully addressed. All proposals for major automation improvements will be reviewed and approved by the Information Technology Executive Steering Committee prior to formal Board approval.

Revenue Policies

- 21. Cost Recovery Through Fees:** Utilize fees to recover costs where reasonable and after all cost saving options have been explored. Exceptions will be reviewed on a case-by-case basis. County departments will review fees annually to ensure that they meet statutory requirements, fall within the range of fees being charged by comparator counties and achieve cost recovery.
- 22. Parks Cost Recovery:** As a publicly financed park and recreation system, the County of San Luis Obispo Parks and Recreation Department provides a basic level of service free to the public, in exchange for tax dollars. However, fees and charges and other methods to recover costs are considered a responsible and necessary means to supplement tax revenue and regulate park use where appropriate.

In establishing fees and charges, the County of San Luis Obispo Parks and Recreation Department will determine the direct costs of providing services and establish goals to recover those costs. The appropriate level of cost recovery will be based on an assessment of how individuals benefit from the service provided. If the benefit is to the community as a whole, it is appropriate to use taxpayer dollars to completely, or primarily, fund the service. Examples of services that primarily provide community benefits are hiking and biking trails, play areas, community parks, practice putting greens, and large natural areas.

Services that provide a direct benefit to individuals or specific groups should be managed to recover a greater share of costs. Supervised or instructed programs, facilities and equipment that visitors can use exclusively, and products and services that may be purchased, are examples where user fees are appropriate.

The County of San Luis Obispo Parks and Recreation Department should also consider available resources, public need, public acceptance, and the community economic climate when establishing fees and charges. In cases where certain programs and facilities are highly specialized by activity and design, and appeal to a select user group, the Department shall additionally consider fees charged by alternative service providers or market rates. Fees and charges can be set to recover costs in excess of direct and indirect costs, where appropriate, as a method of subsidizing other services.

- 23. Fund Balance Available:** Fund Balance Available (FBA), represents money available at the end of one fiscal year for use as a financing source in the next fiscal year. For the General Fund, FBA is a significant funding source.

As a part of budget development for the coming year, the Auditor-Controller-Treasurer-Tax Collector's Office shall provide an estimate of current year General Fund FBA that will be available to fund the coming year's budget. The first priority for FBA shall be fund the coming year's operating budget, and the estimate shall be included as a financing source in the Recommended Budget. At year-end, the Auditor-Controller-Treasurer-Tax Collector's Office shall provide the actual FBA from the prior year. If the actual FBA is greater than the estimated FBA, the excess may be allocated to the operating budget or to contingencies to address unanticipated expenditures, or it may be placed in a designation for future use. If the actual FBA is less than the estimated FBA, staff shall utilize the Board-adopted Budget Balancing Strategies and Approaches to develop and recommend to the Board, a strategy for bringing the budget back into balance.

- 24. Pursuit of New Revenues/Maximizing Use of Non-General Fund Revenues:** County departments are directed to pursue revenue sources, when reasonable, in support of the communitywide results sought by the County. Where not prohibited by law, departments will maximize use of non-General Fund revenues, existing designations and trust funds prior to using General Fund money to fund programs.
- 25. Appropriations from Unanticipated Revenues:** Appropriations from departmental unanticipated revenues will not be recommended unless the department is either reaching or exceeding its total departmental revenue estimates on a monthly or quarterly basis, or its revenues are in line with historical revenue trends for that department. Grant program revenues and appropriations will be considered on a case-by-case basis.
- 26. Maintain or Enhance Revenue Generating Ability:** Appropriate sufficient funds to maintain the capabilities of budgets that generate revenues in excess of their costs. Enhancements to such budgets will be dependent upon resulting revenues being in excess of the associated costs.

Expenditure Policies

- 27. Debt Management:** The Board of Supervisors established a Debt Advisory Committee (DAC) in 1992 to serve as a centralized debt review mechanism. The Board has also adopted an Infrastructure Planning and Financing Policy, and a Local Goals and Policies document for Community Facilities Districts (Mello Roos CFDs). The DAC has adopted various operating guidelines such as a process for internally financing cash purchases rather than leasing capital equipment. The DAC has also reviewed each debt proposal from County departments or special districts and provided recommendations to the Board of Supervisors. A comprehensive Debt Management Policy was developed by the DAC and was adopted by the Board on December 14, 2010.

In practice, the County of San Luis Obispo uses debt financing to fund capital infrastructure necessary for provision of services for County residents. Debt financing provides a mechanism to spread the cost of such infrastructure to current and future years in which the improvements will be utilized. However, care is taken to not unduly burden future budgets with debt service costs. Long term debt may also be utilized where savings can be realized from refunding existing obligations for pensions or other benefits, or previously issued capital construction debt. The County may also employ short term financing to meet cash flow requirements.

The County of San Luis Obispo will not exceed its legal maximum debt limit as established by State Law. This amount is calculated annually based on 1.25% of the County's total assessed valuation. The County also calculates certain ratios to compare the level of bonded debt outstanding to personal income and on a per capita basis. A chart making such comparisons is published annually in the County's Comprehensive Annual Financial Report (CAFR).

- 28. Funding of Contingencies and Reserves:** For the General Fund place a minimum of 5% of available funds into contingencies. Additionally, place up to 15% of available funds into contingencies or reserves and any additional unrestricted funds into reserves, after departments' operational needs are funded.
- 29. Matching Funds - County Share:** No increased County share for budgets funded primarily from non-General Fund sources if State funding is reduced, unless increased County share is mandated. The Board of Supervisors, at its discretion, may provide County "overmatches" to under-funded programs to ensure or enhance specified levels of service. Proposed "overmatches" shall include the specific, measurable goals and results expected to be attained at both the "required" and the "overmatched" funding levels.
- 30. "In-Kind" Contribution:** Where matching funds are required for grant purposes, provide as much "in-kind" contribution (resources already allocated by the County that will be expended in any case) as allowed, instead of hard dollar matches.
- 31. Carry forward of Expenditures:** Expenditures carried forward from one year to the next (e.g. encumbrances) shall only be spent on the intended expenditure. If the actual expenditure is less than the amount carried forward, the remaining funds shall not be spent on something else without prior approval of the Administrative Office.
- 32. Savings from Vacant Positions:** Salary and benefit savings resulting from vacant positions shall first be used to offset salary increases before requesting re-allocation of the savings to other expenditures that achieve communitywide objectives and results.
- 33. Non-Emergency Mid-Year Requests:** Mid-year budget (including staff requests) or capital project requests of a non-immediate nature requiring a transfer from contingencies are recommended to be referred to the next year's budget deliberations. Mid-year requests with other funding sources or which can be absorbed within a department's budget are considered as needed.
- 34. Funding for Independent Special Districts:** As independent special districts are autonomous government agencies fully independent of the County in governance, the provision of services, and funding, the County shall not subsidize an independent special district with County General Fund monies nor should any property tax exchange result in a net fiscal loss to the County.

Capital Project Policies

Review and evaluate projects based upon their cost, scope, countywide significance, correlation to facility master plans, and relation to communitywide objectives and results.

The following criteria shall be used in evaluating projects:

1. Ability to address a critical need or threats to health and safety
2. Connection to mandates or legal requirements
3. Existence of non-General Fund funding source(s)
4. Impact on General Fund or other budgetary impacts to existing services due to costs for staffing, operations and maintenance
5. Impact to Board approved service levels
6. Potential to save water/energy
7. Consistency with County plans, goals and priorities

Proposed projects shall include the project's anticipated impact on current and future operating costs. Projects will be recommended for approval that are 100% revenue offset or have their own funding source (such as golf courses and Lake Lopez), which meet one or more of the above criteria and would be reasonable in terms of scope or cost.

Projects should utilize energy and resource efficiencies such as "green building" (LEED) and Low Impact Development (LID) techniques and strategies to reduce ongoing utility and maintenance costs.

Library Projects: Consider funding new library buildings or major improvements to existing libraries only if at least 50% of the cost of the project is provided by the community in which the facility is located. The funding required from the community may be comprised from a variety of sources, including grants, school districts, special districts, cities, community group funding, private donations, or fees generated for specific use in libraries. The County's portion of this funding formula will be financed from the Library budget (Fund 1205), grants, gifts, the General Fund or fee revenues generated for specific use in libraries.

Maintenance Costs: Consider cost of ongoing maintenance before recommending capital projects, acquisition of additional parklands or beach access way projects.

Master Plans: Consider approving projects included in master plans if they have their own funding sources or if they are requested from other sources which identify an operational need for the facility.

Grant Funded Capital Projects: For grant funded projects, when a County match is required, budget only the County share if receipt of grant money is not expected in the budget year. If there is a reasonable expectation that the grant revenue can be received during the budget year, budget the entire project amount including revenues.

Encumbrances: The Auditor-Controller-Treasurer-Tax Collector-Public Administrator is authorized to encumber capital project money appropriated for a specific capital project at the end of each fiscal year, if work has been undertaken on that project during the fiscal year. Evidence that work has been undertaken would be in the form of an awarded contract or other item upon which the Board of Supervisors has taken formal action.

Phasing of Large Capital Projects: For capital projects which will be undertaken over several fiscal years, develop full project scope and estimated costs in the initial year.

Facility Condition Assessments: Continue the on-going assessment of the maintenance needs of County facilities, and consider funding critical and potentially critically projects as identified.

Americans with Disabilities Act (ADA): Consider funding a portion of the projects identified in the County's ADA Transition Plan update.

Budget Balancing Strategies and Approaches

The foundations of the Budget Balancing Strategies and Approaches are the County's adopted Budget Goals and Policies, and Board priorities and direction. The Budget Goals and Policies and Board priorities are subject to annual review and approval. The approach is for the Board to provide its priorities and other direction to staff early in the annual budget process so that staff can utilize this direction when developing the Proposed Budget for the coming year. In accordance with the State Budget Act (Government Code 29000-29144), the Board reviews and sets the budget for the upcoming fiscal year during budget hearings in June of each year. Along the way, the Board is provided regular updates regarding the status of the budget.

Different problems require different strategies. One of the overarching objectives of the County's Budget Balancing Strategies and Approaches is to strike a balance between maintaining fiscal health and continuing to provide programs and services to the County's many and varied customers. In order to maintain the County's fiscal health, this balance is important in both times of financial difficulty and financial growth.

This section provides an overview of the County's Budget Balancing Strategies and Approaches, which outlines some of the budget planning processes that the County employs to maintain its fiscal health while continuing to provide programs and services to County residents. The section is divided into two parts outlining the County's preferred strategies and approaches in times of (1) financial difficulty and (2) financial recovery and growth.

In Times of Financial Difficulty

When faced with financial difficulty, the County should identify budget balancing strategies that address both short and long-term budget gaps, while also minimizing the impact of budget reductions to the community and employees. It also becomes increasingly important to focus on employee retention as the cost of turnover can outweigh savings produced by vacancies. Focusing on creative and cost neutral or low-cost options to manage turnover at a strategic rate is imperative to maintaining service during difficult times.

Depending on the financial difficulty being experienced, short and long-term budget balancing strategies may be needed over multiple years. An important consideration in developing and implementing budget balancing strategies is identifying the timeframe for fixing the problem and bringing about structural balance. Utilizing reserves and other short-term budget balancing solutions can soften the impact of reductions to programs and services. However, it is imperative that these short-term solutions be used judiciously in order to maintain the County's overall fiscal health. Should short term solutions be over-utilized, the magnitude of reductions required later would be amplified.

Following is an outline of the County's preferred budget balancing strategies and approaches in times of financial difficulty:

Long term budget balancing strategies:

1. Priority Driven- One of the starting points of the budget process is to identify Board priorities so staff can craft budget proposals that align with these priorities. The Board's current priorities are as follows (in order):
 - a. Ongoing Priorities: Meet legal mandates and debt service requirements, and Public Safety, defined as:
 1. Sheriff-Coroner (Fund Center 136)
 2. District Attorney (Fund Center 13201)
 3. Probation (Fund Center 139)
 4. County Fire (Fund Center 140)
 - b. First Tier Priorities specific to FY 2023-24:
 - i. Homelessness
 - ii. Behavioral Health
 - iii. Housing

- c. Second Tier Priorities specific to FY 2023-24:
 - i. Storm Recovery
 - ii. Economic Development
 - iii. Water Resiliency
2. All Departments Participate- While departments receive different levels of funding due to priorities, departmental revenue sources, and program designs (amongst many other variables); all departments should participate in the closing of a budget gap. More specifically, no department should be exempt from budget reductions.
3. Proportional Reductions- Instead of cutting all operations by the same amount across the board, proportional growth and reductions should be taken into consideration. More specifically, staff could pursue reductions by department in relation to the amount of growth during times of financial growth. The rationale is that when in times of financial stability, some departments experience significant growth in expenditures and staffing due to increases in demand and revenues. In times when demand and corresponding revenues have slowed, expenditures should be scaled back accordingly. Conversely, some departments grow very little over time, and as a result they may not be scaled back to the same extent as other departments.
4. Detailed Budget Reduction Lists (i.e. cut lists)- The County Administrative Office should require departments to incorporate a prioritized list of resource/expenditure reductions into their annual budget submittals. Reductions with the least impact upon programs and services should be the first in line for reduction per Board approved Budget Policy #19- *Reductions*. The concept is that departments are the experts in their respective fields and are in the best position to recommend budget reductions in line with the Budget Goals and Policies, Board priorities and direction, and detailed budget instructions. If reductions are necessary, targeted reduction amounts are included as part of the detailed budget instructions provided to departments.
5. Mid-Year Budget Reductions- Mid-year reductions may be necessary in any given fiscal year depending upon the fiscal climate or action at other levels of government at any particular point in time. The intent of the mid-year reductions is to help keep the current year budget in balance and to create additional Fund Balance Available (FBA) at year-end for use as a funding source in the subsequent budget year.
6. Reduce "Over Match"- Many County administered programs are mandated by the State. Funding provided by the State for these types of programs does not always keep pace with the corresponding expenditures. During times of financial stability, the County may utilize some of its local, discretionary revenue to help offset the difference in order to keep many of these important programs intact. However, the County's ability to continue to provide this "over match" is limited during times of economic difficulty, and can be scaled back.
7. Engage Employees and Employee Associations- Labor costs make up approximately 48% of the total County budget (and approximately 60% of the General Fund budget). As a result, salary and benefit costs have the most significant influence upon expenditures. County staff and negotiators should continue to work with employees and employee associations in order to create opportunities to curtail labor costs. Specifically, the goal is to negotiate labor agreements that are consistent with the Board's direction.

Short-term solutions that do not address a long-term structural budget gap:

1. Hiring "Chill"- The purpose of a hiring "chill" is two-fold: to save money in the current year so that additional FBA would be available for the subsequent budget year and to allow for attrition with respect to the reduction of positions (i.e. reduce layoffs). It is important to emphasize that reductions should be based upon priorities, not vacant positions. Attrition is a helpful tactic but should not be the driving strategy in reducing costs.
2. Reduce General Fund Contingency- Budget Policy #28 *Funding of Contingencies and Reserves* states that a minimum of 5% of available funds should be placed into General Fund contingencies. A reduction in General Fund contingencies can be utilized in difficult budget years as part of the budget balancing strategies. If this strategy is used, it is recommended that the contingency not be reduced below 3% in

any given year as this would impair the County's ability to deal with unplanned issues and costs that occur mid-year. Additionally, it is important to note that reducing the contingency reduces the amount of FBA by an equal amount for fiscal year-end (unspent contingency is the largest component of FBA), hence deferring a portion of the budget gap to the subsequent year.

3. Defer capital improvement and automation projects that require General Fund support- This option saves money in the near-term but if these types of projects are continuously deferred, County facilities and systems may deteriorate and the cost of repairs may increase over time.
4. Minimize building maintenance expenditures- Similar to deferring capital improvement and automation projects that require General Fund support, this option saves General Fund in the near-term but over time if maintenance is deferred, County facilities may deteriorate, leading to higher repair costs.
5. Reduce or eliminate the amount of depreciation set aside for Countywide Automation projects- As part of the Countywide Cost Plan, the Auditor-Controller-Treasurer-Tax Collector-Public Administrator's Office calculates the amount of depreciation associated with automation equipment. The standard practice has been to allocate this money to the Countywide Automation fund center in order to help pay for replacement automation projects. In times of financial difficulty, some or all of this money could be redirected to the General Fund. The impact is that over time, the County may not have sufficient funds to replace outdated or obsolete equipment and systems. Additionally, automation decreases non-value-added work and is the most efficient way to maintain and improve service.
6. Reduce or eliminate the amount of depreciation set aside for Building Replacement- As part of the Countywide Cost Plan, the Auditor-Controller-Treasurer-Tax Collector-Public Administrator's Office calculates the amount of depreciation associated with County owned facilities. The standard practice has been to allocate this money to the Building Replacement fund center in order to help pay for the repair and replacement of County facilities. In times of financial difficulty, some or all of this money could be redirected to the General Fund. The impact is that over time, there may not be sufficient funds to repair or replace County owned facilities.
7. Voluntary Time Off (VTO), otherwise known as voluntary furloughs- County employees may take up to 160 hours of VTO in any given year. Individuals that elect to use VTO are not paid, but continue to receive benefits and time and service credits. As a result, VTO helps to defray salary and benefit costs. This option is short-term in nature, given that employees cannot be required to participate in this program (hence the name Voluntary Time Off) and it is not reasonable to expect employees to utilize VTO perpetually.
8. Early Retirement- Early retirement programs may be offered on a case-by-case basis. The intent is to reduce the number of layoffs by enticing individuals who are considering retirement to retire sooner rather than later in order to create attrition opportunities. Depending upon the specifics, an early retirement program may or may not provide cost savings. In instances where the program does not provide a cost savings (or is cost neutral), the sole benefit would be to reduce layoffs.
9. Use of one-time reserves- The County has set aside money in reserves, some of which is not designated for a specific purpose. This money has been accumulated over a number of years and has historically been used to help pay for unexpected costs or to help fund new projects or programs.

Some of these reserves are available to help address a budget gap. However, since reserves are one-time in nature, the use of reserves to fund ongoing operational expenditures should be limited and not considered to be a long term operational funding source.

Options not included in the budget balancing strategies and approaches:

1. Mandatory Time Off (mandatory furloughs)- This approach has not historically been included in the budget balancing strategies because it is challenging to implement, has not been shown to save more money than the voluntary furlough program (VTO), and is short-term in nature.
2. Eliminate training- Maintaining a skilled workforce is important for every organization, especially one as labor intensive as the County. This approach has not historically been included in the budget balancing strategies because in times of budget reductions, additional demands are placed upon employees and

it is more important than ever to maintain and enhance the performance of the workforce in order to successfully manage an increased workload. While training plans and expenditures may be cut back in times of financial difficulty, they should not be eliminated.

In Times of Financial Recovery and Growth

The goal of the recovery process is to assure that the County remains adaptable to changing conditions and able to regenerate in the face of setbacks. Recovery from financial downturn is a journey that requires leadership, skill, and the ability to strike an appropriate balance in spending priority areas. To ensure long-term fiscal stability, the County carefully evaluates increases to contingencies, reserves, and designations while paying close attention to additional expenditures for programs and employee wages in times of recovery. Continued compliance with the Board-adopted Budget Goals and Policies is crucial to assuring the ongoing fiscal health of the County.

In times of financial recovery and growth, the County aims to strike a balance in the following areas:

1. Financial security
2. Programs and services
3. Employee compensation and workforce investment

Following is an outline of the County’s approach:

Financial Security

Budget Policy #14- *Funding of Reserves/Contingencies/Designations* states that in times when the County has adequate discretionary funds, there should be a balance between the restoration of programs and services and the funding of the reserves, contingencies and designations that have been reduced to balance the budget in prior years. The County aims to maintain healthy reserves, designations, contingencies, and low debt levels in order to allow for future organizational stability and continuity of services. Consideration of financial security includes a review of the following:

- Ratio of total contingencies and reserves to the County’s General Fund operating budget- The County’s goal is to maintain a prudent level of savings that allows the County to plan for future needs and “weather” economic downturns. The industry standard target is to have a 20% reserve/contingency as a percent of the operating budget. Board adopted Budget Policy #28 - *Funding of Contingencies and Reserves* requires that the County place a minimum of 5% of available funds in contingencies for the General Fund and place up to 15% of available funds into contingencies or reserves and any additional unrestricted funds into reserves, after departments’ operational needs are funded.
- Ratio of General Fund backed annual debt service to the annual General Fund budget- The County’s goal is to keep the ratio below 5%. A ratio under 5% is considered to be favorable by bond rating agencies.
- Credit Ratings- The County’s goal is to maintain a high credit rating. Credit ratings are an objective measure of the County’s ability to pay its financial obligations as well as meet safety and liquidity goals for the County Treasury investment pool.

Programs and Services

This spending area represents expenditures for the services that the County provides to its many and varied customers. Additions to programs and services are based on a thorough evaluation of need and expected results. During the budget preparation process, if a department believes that additional resources are required in order to meet the needs of its customers, a Budget Augmentation Request (BAR) will be submitted to the County Administrative Office as part of the budget process. The BAR provides the Administrative Office with a written proposal for adding resources to a department’s budget. The written proposal must include:

- An explanation of the problem or need that the resources being requested will address, including a description of significant background or important historical information.
- A description of how additional resources will address a high priority service need.

- An analysis of other feasible alternative solutions to the problem with an explanation for why the request represents the best solution to the problem.
- The expected timeline for implementing the request, including major milestones along the way.
- The measurable results that will be achieved through the implementation of the request in terms of efficiency, quality of service, or outcome performance measures.

Board adopted Budget Policy #4- *Departmental Goals and Performance Measures* requires that requests for resource augmentations must be accompanied by a description of the meaningful, measurable results that will be attained. For new programs, the expected results should include a timeframe for achieving those results. Requests to augment funding for existing programs must include information about actual results the program has achieved to date as well as the intended results of the augmentation. As part of the measurable results, departments should consider the following questions:

- Are program/proposal objectives set forth in quantifiable terms?
- How will services improve and what measures will be used to track and identify the improvement?
- What improvements in cost effectiveness or future cost savings result from the proposal?
- How does the proposal improve customer service and how will this be measured?

BARs that are recommended by the Administrative Office are dependent upon Board priorities, the availability of funding and the anticipated results or outcomes that will be achieved by adding the resources.

Employee Compensation and Workforce Investment

The County takes a strategic approach to managing investment in the workforce. County staff and negotiators work with employees and employee associations to develop and maintain positive employee relations as well as manage salary and benefit expense to make sure that labor agreements are sustainable and consistent with Board approved strategies. Employee compensation is negotiated with the intent to strike a balance among affordability, competitive employee salary and benefits, operational and employee interests, and recruitment and retention strategies.

Key financial considerations for negotiated terms include the following:

- Does the provision represent a one-time expenditure or ongoing cost?
- Does the provision support necessary recruitment and retention efforts?
- Does the provision establish low or no-cost solutions consistent with workforce needs?

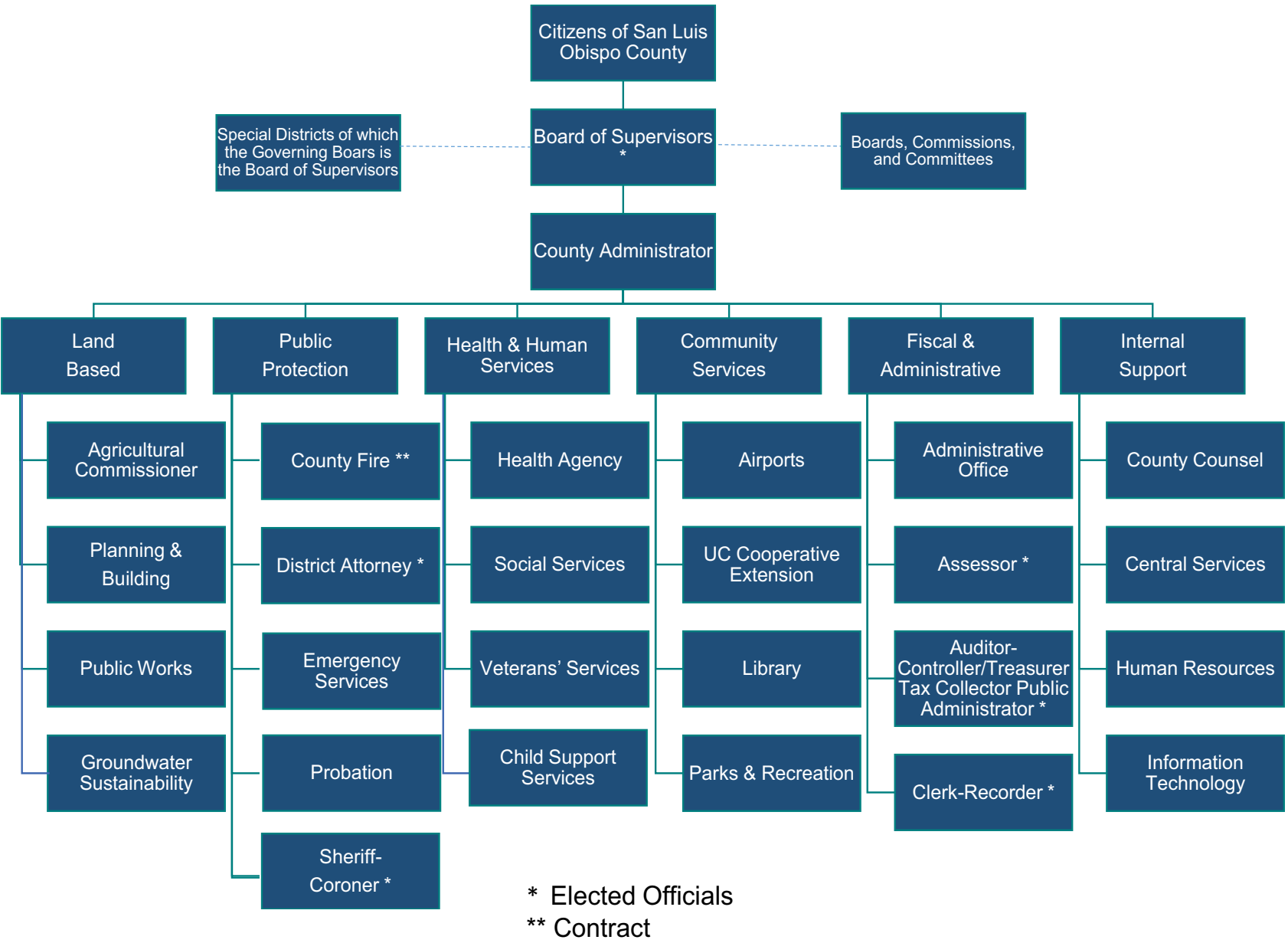
The County recognizes that improvements to and success of programs and services for the community is dependent upon recruiting and maintaining a talented and skilled workforce.

General Budget Information

This section provides an overview of the County's budget and general background information that is intended to improve readers' understanding of the budget document. This section includes the following:

- A countywide organizational chart that provides information about how County departments and service groups are organized
- Information about the County, as well as a statistical profile that presents a graphical view of local demographic, economic, and social factors impacting budgeting and policy-making
- An overview of the County's fund structure
- An overview of major revenue and expenditure categories
- A narrative describing the County's budget process
- A budget calendar detailing the steps that the public, Board and County staff take each year to manage the current year budget and develop a budget for the coming year

County Organizational Chart



About San Luis Obispo County

San Luis Obispo County was established by an act of the Legislature on February 18, 1850, as one of the original 27 counties of the State of California. The 2022 estimates from the California Department of Finance place San Luis Obispo County's population at 280,721 making it the 24th largest county by population in the State. The county is made up of seven cities as well as many unincorporated communities. The county seat is the City of San Luis Obispo.



Because of its distance from major metropolitan areas, the county has been able to retain its small-town and rural character. Despite this, the area also offers many of the same amenities that are found in more populated areas.

The county is home to major educational institutions including California Polytechnic State University and Cuesta Community College—both of which draw students from all over the world and provide a wide array of educational and cultural opportunities. The varied geography and rich history of the area provide numerous opportunities for recreation.

The internationally renowned Hearst Castle in San Simeon attracts over one million visitors each year and the historic Mission San Luis Obispo Tolosa, founded in 1772, is another popular attraction. Many locally sponsored events including the Festival Mozaic, Old-Fashioned Fourth of July, Renaissance Faire, Mid-State Fair, San Luis Obispo Expo, Central Coast Wine Festival, San Luis Obispo County Symphony, Colony Days, Pioneer Days, Central Coast Wine Classic, Clam Festival, Harbor Festival, Paso Robles Wine Festival, Farmers' Markets, and various holiday events also draw visitors to the county each year. Major U.S. highways, regional airports, railroad stations and the Port of San Luis all make the area accessible by land, air and water.



COUNTY GEOGRAPHY

San Luis Obispo County is located on the Pacific coast, approximately halfway between the metropolitan areas of Los Angeles and San Francisco. The county covers approximately 3,300 square miles and is bordered by Monterey County to the north, Kern County to the east, Santa Barbara County to the south, and 100 miles of Pacific coastline to the west.

COUNTY GOVERNMENT

San Luis Obispo County has a general law form of government, which means that certain aspects of the structure and functioning of the County are dictated by State law.



As a geographical and political subdivision of the State, the County serves a dual role. It provides municipal services including law enforcement, roads, parks and libraries to residents, and also administers State and Federal programs and services such as public health care, a jail, foster care and elections. Other services provided by special districts, which are governed by the Board of Supervisors, include fire protection, lighting, sanitation and flood control.

A five-member Board of Supervisors serves as the County's legislative body, setting policies and priorities to best serve the needs of the community. Supervisors are elected by districts of approximately equal population to overlapping four-year terms.

The five supervisory districts in the county include the following cities (in italic) and communities:

- District 1** Cholame, Creston, *Paso Robles*, Santa Margarita, Shandon, Templeton, Whitley Gardens
- District 2** Adelaide, *Atascadero*, California Men's Colony, Cambria, Cayucos, Garden Farms, Harmony, Lake Nacimiento, Oak Shores, San Miguel, San Simeon
- District 3** Cal Poly State University, Cuesta College, *Morro Bay*, *San Luis Obispo (portion)*
- District 4** *Arroyo Grande*, Black Lake Canyon, California Valley, Callendar-Garrett, Country Club, Cuyama, Edna Valley, Edna-Los Ranchos (portion), Huasna-Lopez, Los Berros, Nipomo, Nipomo Mesa, Palo Mesa, Pozo, Rolling Hills Estate, Woodlands
- District 5** Avila Beach, Baywood Park, Cuesta-by-Sea, Edna-Los Ranchos (portion), *Grover Beach*, Halcyon, Los Osos, Oceano, *Pismo Beach*, *San Luis Obispo (portion)*, Shell Beach, Squire Canyon, Sunset Palisades

Please note: on April 18, 2023 the Board of Supervisors adopted new district boundaries. Staff is currently updating the affected cities and communities. An update to this information will be provided in the final budget book.

In addition to the Board of Supervisors, residents elect five department heads including the Assessor, Auditor-Controller-Treasurer-Tax Collector-Public Administrator, Clerk-Recorder, District Attorney, and Sheriff-Coroner.

The County Administrative Officer is appointed by the Board of Supervisors and has responsibility for managing the operations of County departments, preparing the County budget and making recommendations to the Board of Supervisors to promote the efficiency and effectiveness of County operations. The County Counsel is also appointed by the Board of Supervisors and has responsibility for providing legal counsel to the Board.

COUNTY DEMOGRAPHIC PROFILE

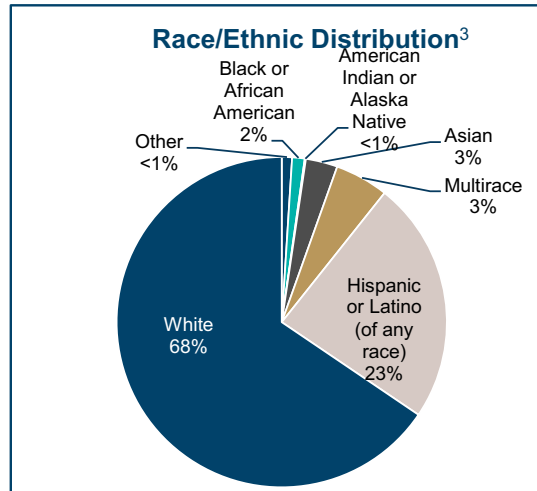
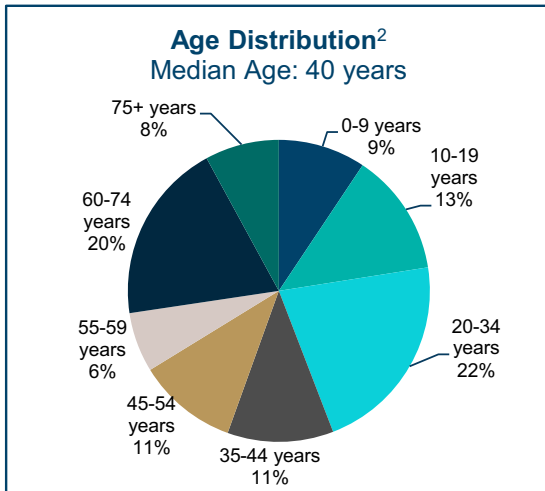
Population

As of January 1, 2022, San Luis Obispo County was home to an estimated 280,721 residents, a 4% increase compared to population estimates in the year 2021.

A little over half of the county’s residents live within the city limits of the seven cities with the remaining 43% living in various unincorporated communities and areas.

The largest city is San Luis Obispo with 47,653 residents. The smallest is Pismo Beach with 7,981 residents.¹

City	Population
Arroyo Grande	18,294
Atascadero	30,480
Grover Beach	12,707
Morro Bay	10,466
Paso Robles	31,176
Pismo Beach	7,981
San Luis Obispo	47,653
<u>Unincorporated</u>	<u>121,964</u>
Total	280,721



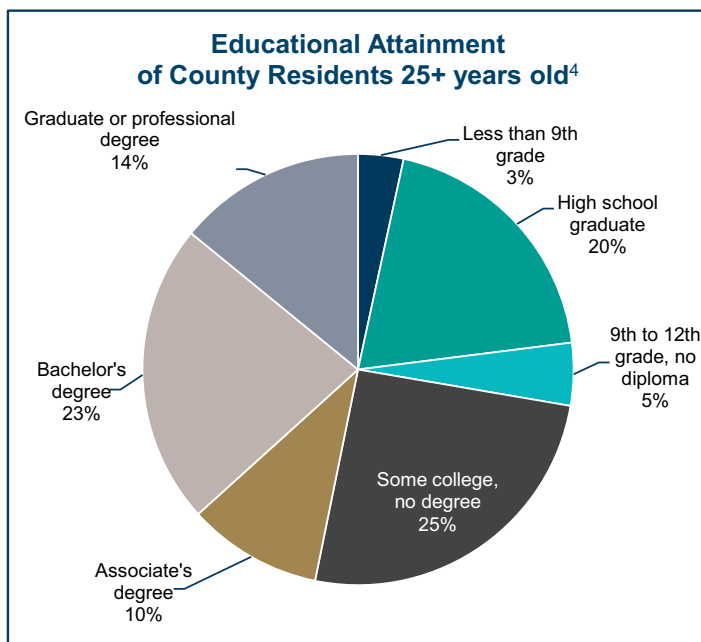
The median age of San Luis Obispo County residents was estimated at 40 years in 2021. This compares with 38 years in California and 39 years for the United States.²

In 2021, an estimated 9.7% of the county’s population was born in a foreign country, compared with 26.6% for California and 13.5% for the United States.³

¹ [CA Department of Finance 2022 Population Estimates](#)

² [US Census Bureau 2021 Demographic and Housing Estimates](#)

³ [US Census Bureau 2021 Selected Social Characteristics in the United States](#)



As of 2021, an estimated 92% of county residents over the age of 25 had graduated from high school and 37% had a bachelor's degree or higher.

These percentages are higher than both California where an estimated 84% of people have at least graduated from high school and 36% have a bachelor's degree or higher and the United States where 89% have at least graduated from high school and 35% have a bachelor's degree or higher.⁴

Income and Housing

As of 2021, an estimated 6% of families' income in the county fell below the poverty level.⁵

As of the third quarter of 2022, the median single-family home price in the county was \$890,000. This is a 11% increase from 2021.⁶

	<u>2021</u>	<u>2000</u>
San Luis Obispo County	\$80,615	\$42,428
California	\$84,907	\$47,493
United States	\$69,717	\$41,994

EMPLOYMENT AND INDUSTRY

Home to California Polytechnic University, Cuesta College, Atascadero State Hospital and the California Men's Colony, government institutions are some of the largest employers in the county.

The following table lists the top 20 public and private employers in the county.⁷

⁴ [US Census Bureau 2021 American Community Survey 5-Year Estimates](#)

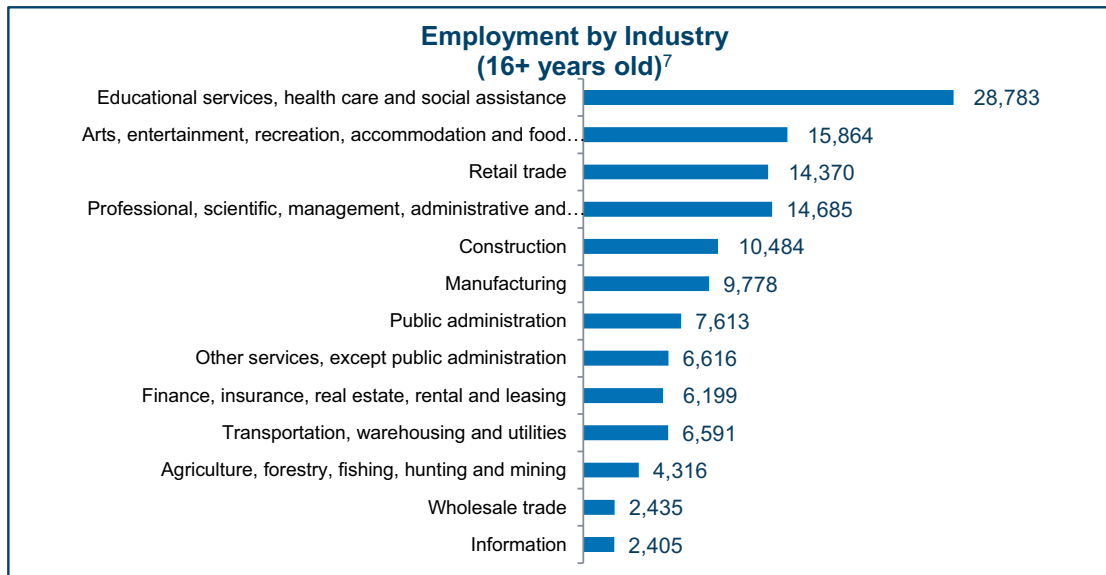
⁵ [US Census Bureau 2021 Median Income](#)

⁶ [California Association of Realtors Median Prices of Existing Single Family Homes](#)

⁷ 2022 Pacific Coast Business Times Book of Lists

Top 20 Employers in San Luis Obispo County	
Employer	# of Employees
County of San Luis Obispo	3,499
California Polytechnic State University	3,143
Dept. of State Hospitals - Atascadero	2,000
Lucia Mar Unified School District	1,573
California Men's Colony	1,517
Tenet Health Central Coast	1,425
San Luis Coastal Unified School District	1,388
Paso Robles Joint Unified School District	1,262
Compass Health	1,200
Cuesta College	892
Atascadero Unified School District	777
City of San Luis Obispo	777
French Hospital Medical Center	659
Cal Poly Corporation	623
California Department of Transportation	550
Templeton Unified School District	490
Arroyo Grande Community Hospital	417
Paso Robles	279
San Luis Obispo County Office of Education	265
Morro Bay	243

The following chart details how many county residents over the age of 16 were employed in various industries as of 2021.⁸



⁸ [US Census Bureau 2021 American Community Survey 5-Year Estimates](#)

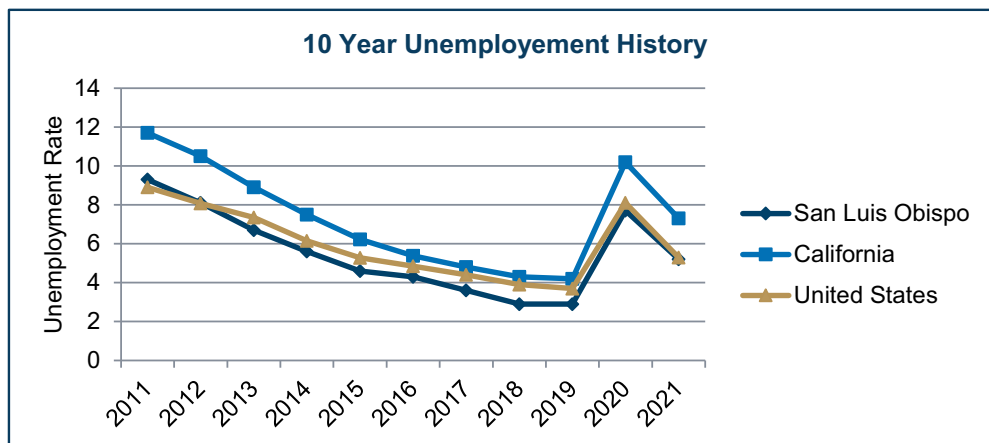
The county also has a productive agricultural industry. The following chart displays the top 10 value crops in the county in 2021.⁹

Top 10 Value Crops of 2021

Crop	Value	Percentage
Strawberries	\$319,901,000	29.57%
Wine Grapes (all)	\$281,517,000	26.02%
Avocados	\$57,757,000	5.34%
Broccoli	\$46,524,000	4.30%
Cattle and Calves	\$39,754,000	3.67%
Vegetable Transplant	\$32,150,000	2.97%
Cauliflower	\$24,272,000	2.24%
Head Lettuce	\$21,433,000	1.98%
Lemons	\$18,583,000	1.72%
Cut Flowers	\$18,382,000	1.70%
Top Ten Total	\$860,273,000	75.51%

The graph below compares the county's unemployment rates over the past 10 years to the unemployment rates seen in California and the United States. The county has historically experienced lower unemployment rates than those felt at the State and national level.

The county's rate surpassed the national rate in 2011 but fell below in 2012, 2013, 2014, 2015, 2016, 2017, 2018, 2019, 2020 and again in 2021. The county's unemployment rate is still much lower than Statewide unemployment rates.¹⁰



⁹ [San Luis Obispo County Agricultural Commissioner 2021 Crop Report](#)

¹⁰ [Bureau of Labor Statistics](#)

Principal Property Taxpayers

The top ten taxpayers make up 4.91% of total taxable assessed valuation.¹¹

Principal Property Taxpayers 2021-22
(Secured, Utility, Unsecured & Aircraft)
(In Thousands)

Top 10 Taxpayers	Type of Property	Taxable Assessed Value	% of Total Assessed Value
Pacific Gas & Electric Co.	Utility	\$1,482,778	2.31%
High Plains Ranch II LLC	Solar Ranch	\$762,251	1.19%
Southern California Gas Co.	Utility	\$154,628	0.24%
Jamestown Premier	Commercial	\$153,163	0.24%
Phillips 66 Company	Oil Refinery	\$139,218	0.22%
E&J Gallo Winery/Vineyards	Winery	\$98,162	0.15%
CAP VIII – Mustang Village LLC	Apartments	\$98,068	0.15%
Firestone Walker LLC	Brewery	\$91,595	0.14%
Treasury Wine Estates	Winery	\$89,935	0.14%
Sierra Vista Hospitals	Hospital	\$84,246	0.13%
Total Top 10 Taxpayers		\$3,154,044	4.91%

¹¹ County of San Luis Obispo Auditor - Controller - Treasurer - Tax Collector - Public Administrator

Budget Summary Information

The following sections provide a summary level presentation of the County's budget information. Included are an overview of the budget's fund structure and description of the major funds, an overview of the County's revenue sources, and a summary of expenditures. More information about individual department budgets can be found in the 'Departmental Budgets by Service Group' section of the budget document where individual departments are grouped according to similar functions or types of services.

Financial summaries presented in a format required by the State of California can be found in the 'Summary Schedules' section of this document. Schedule 1 of the Summary Schedules section of this document provides a summary of all funds. However, the budget document includes detailed information for fewer funds than are included in the County's Annual Comprehensive Financial Report (ACFR).

For information pertaining to funds other than those included in the budget document, such as special districts and/or county service areas, please refer to the County's ACFR, which is available from the Auditor-Controller-Treasurer-Tax Collector-Public Administrator's Office or on the County's website.

It is important to note that there are three different budget amounts included in the budget document as follows:

- The General Fund budget - The General Fund is the largest operating fund for expenditures and revenues for countywide activities.
- The Governmental Funds budget - This includes the General Fund, as well as Special Revenue Funds (refer to the fund structure graphic on the next page for a listing of Special Revenue Funds), Capital Projects, and Debt Service Funds.
- The All Funds budget - This includes Governmental funds, plus Internal Service Funds and Enterprise Funds (refer to the fund structure graphic on the next page for a listing of Internal Service Funds and Enterprise Funds), and Special Districts that are governed by the Board of Supervisors.

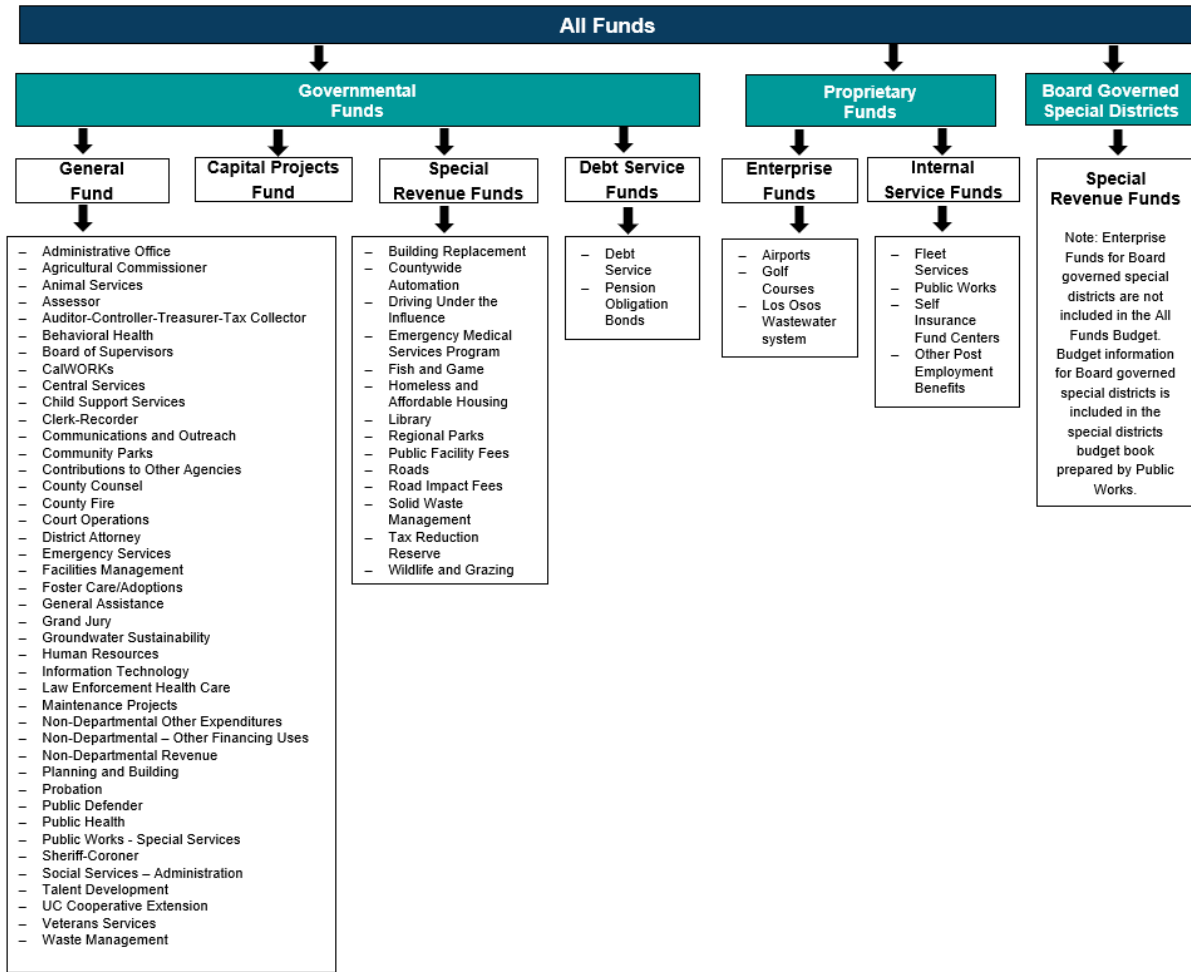
Readers can reference State Summary Schedule 1 at the back of the book for a summary of budget levels for each of these different budget types. Summary level information in this budget book focuses on Governmental Funds. Budget information for special districts is included in the special districts budget book prepared by Public Works.

Fund Structure

The County's budget is comprised of 29 separate funds which are used to finance a variety of different County services. Each of these funds can be categorized as either governmental or proprietary.

Governmental funds are used to account for most of the County's general government activities and proprietary funds are used to account for the County's services and programs which are similar to those often provided by the private sector.

The following chart provides an overview of the County's budgetary fund structure. Following the chart is a description of the funds that are included in the County's budget.



The County's major funds all have a distinct purpose, outlined as follows:

Governmental Fund Types:

General Fund - The General Fund is the largest operating fund for expenditures and revenues for countywide activities.

Capital Projects Fund - The Capital projects fund accounts for financial resources used for the acquisition and construction of major capital facilities. The County has a five-year Capital Improvement Program (CIP) which plans for short range and long-range capital acquisition and development. The CIP also includes plans to improve or rehabilitate County-owned roads and facilities. The plan provides the mechanism for estimating capital requirements, setting priorities, monitoring and evaluating the progress of capital projects, and informing the public of projected capital improvements and unfunded needs. The CIP is updated each year to reflect changes as new projects are added, existing projects are modified, and completed projects are deleted from the plan document. The plan does not appropriate funds, but rather serves as a budgeting tool to identify appropriations to be made through the adoption of the County's annual budget.

Special Revenue Funds - Special revenue funds are established to separate and account for particular governmental activities and are financed by specific taxes or other revenues. In some cases, special revenue funds are authorized by statutory provisions to pay for certain ongoing activities such as Libraries.

Debt Service Funds - Debt service funds are used to account for financing and payment of interest and principal on all general obligation debt, other than that paid exclusively from special assessments and debt issued for and serviced by a governmental enterprise. Recommendations for long-term debt are made to the Board of Supervisors by the County Debt Advisory Committee and in accordance with the County's Debt Management Policy.

Proprietary Fund Types:

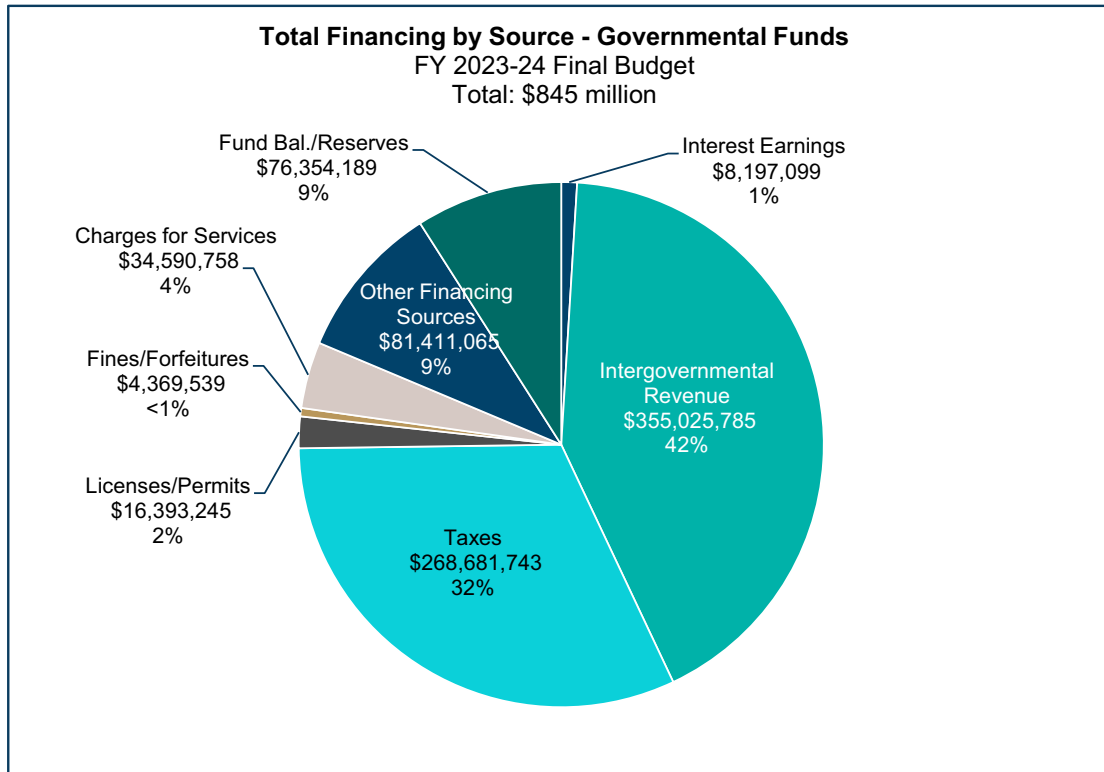
Enterprise Funds - Enterprise funds are established to finance and account for operations that are financed and operated in a manner similar to private business enterprises, where the costs (expenses including depreciation, capital and maintenance) are financed primarily through user charges. In the County, Golf Courses, Airports, and the Los Osos Wastewater System are accounted for in enterprise funds.

Internal Service Funds - Internal service funds including Fleet Services, Public Works, and Self-Insurance are created for the sole purpose of providing specific internal services to County departments. Internal service funds are funded through cost reimbursement by charges to departments for use of internal service fund services.

Summary of County Revenues

The County's operations are funded through a variety of sources. Detailed information pertaining to financing sources can also be found in departmental budgets located in the 'Departmental Budgets by Service Group' section of this document. The following chart demonstrates how much of the County's total revenue is contributed by the various revenue categories.

Following is an overview of the County's various funding sources and a discussion of the allowable uses for each different type of revenue:



Intergovernmental Revenue - State and Federal revenue is the County's single largest revenue source. The majority of these revenues are used to support statutory programs, such as health and welfare services and some criminal justice programs. These funds are generally restricted in use and are not available for discretionary purposes. State and Federal revenue projections are based upon economic conditions at both the State and Federal level. To prepare for changes in State and Federal revenue streams, the County closely monitors budget activity and the programmatic and funding decisions that are being made at the State and Federal levels.

Taxes - Property tax, sales tax, transient occupancy tax, and other taxes are the County's second largest revenue source. The following chart provides an overview of how property tax dollars are distributed among various governmental agencies within the county.

Property tax levels are regulated by the State and are collected and distributed to various governmental agencies by the County. The formula for calculating property taxes is determined by Proposition 13 (the People's Initiative to Limit Property Taxation), which was passed by California voters in 1978. Prop 13 sets the tax rate for real estate at one percent of a property's assessed value and limits changes to a property's assessed value based on the Consumer Price Index to two percent each year. Under Prop 13, reassessment of a new base year value is only set upon a change of ownership or the completion of new construction.

The County collects and distributes property tax dollars to various government agencies and retains approximately 23% of the total property taxes collected, which is used to fund a variety of County programs and services. Property tax revenues are projected each year based on the total assessed value of the county, which is estimated by taking into account inflationary factors such as the Consumer Price

Index, new construction, sales activity, as well as the number of Proposition 8 (decline in value) assessments.



Licenses, Permit Fees, and Charges for Services - Revenue in this category comes from fees that the County charges for a variety of specific services and activities. License revenues are received for activities including the issuance of a business license or franchise fees paid by utilities, cable companies or trash haulers in order to do business within the county. Permit revenues are generated by charges for construction or inspection permits for building, electrical, plumbing, or temporary use permits for holding events. Charges for service revenues are generated by the collection of fees for value added services that are not tax supported or might not otherwise be provided without fees and are used to fund those services. Revenue from licenses, permits, and charges for services is projected based on prior year levels, changes to the County’s Fee Schedule and other trends such as construction activity or external economic factors which indicate demand for services.

Fines, Forfeitures, and Penalties - Revenue from fines, forfeitures and penalties is generally received from court ordered fees, other types of public safety violations (e.g. tickets) or penalties charged as the result of being late in making payments to the County (e.g. for property taxes or transient occupancy tax). Much like charges for services, revenue from fines, forfeitures and penalties is often used to fund enforcement activities. Revenue in this category is projected based on prior year levels and external economic conditions. Fine, forfeiture and penalty revenue tends to be counter cyclical, especially for penalties for late payments to the County. Changes in law enforcement priorities and staffing levels can also have an impact on the level of issuance and collection of fines, forfeitures and penalties.

Interest Earnings - Revenue in this category is received from the investment of County funds. The use of the revenue received from these sources is discretionary and is projected based upon prior year actual amounts. Estimates for revenues from interest earnings are based upon the projected treasury balance and current interest rates.

Fund Balance Available (FBA) and Use of Reserves - The Fund Balance Available is the portion of fund balance that is not reserved, encumbered or designated and therefore is available for financing a portion of the budgetary requirements for the upcoming fiscal year.

The County has two types of reserves: general reserves and designations. General reserves are not designated for a specific purpose. They serve to stabilize the County’s cash position prior to the receipt of property tax revenues, and they provide protection against downturns in the economy or against major unexpected events. Designations are reserves that are set aside for specific purposes and some are

restricted in their allowable uses. These designations help provide for the County's long term financial needs.

Other Revenues and Financing Sources - This category is a catch-all for revenues that don't fit into one of the major revenue categories discussed above. Revenues in this category come from a variety of sources including the sale of state water, assessments, or revenue from reimbursement agreements. Other revenue sources vary from department to department and can be projected based upon either prior year actual amounts or from set annual costs such as in the case of water or sewer assessments in County service areas.

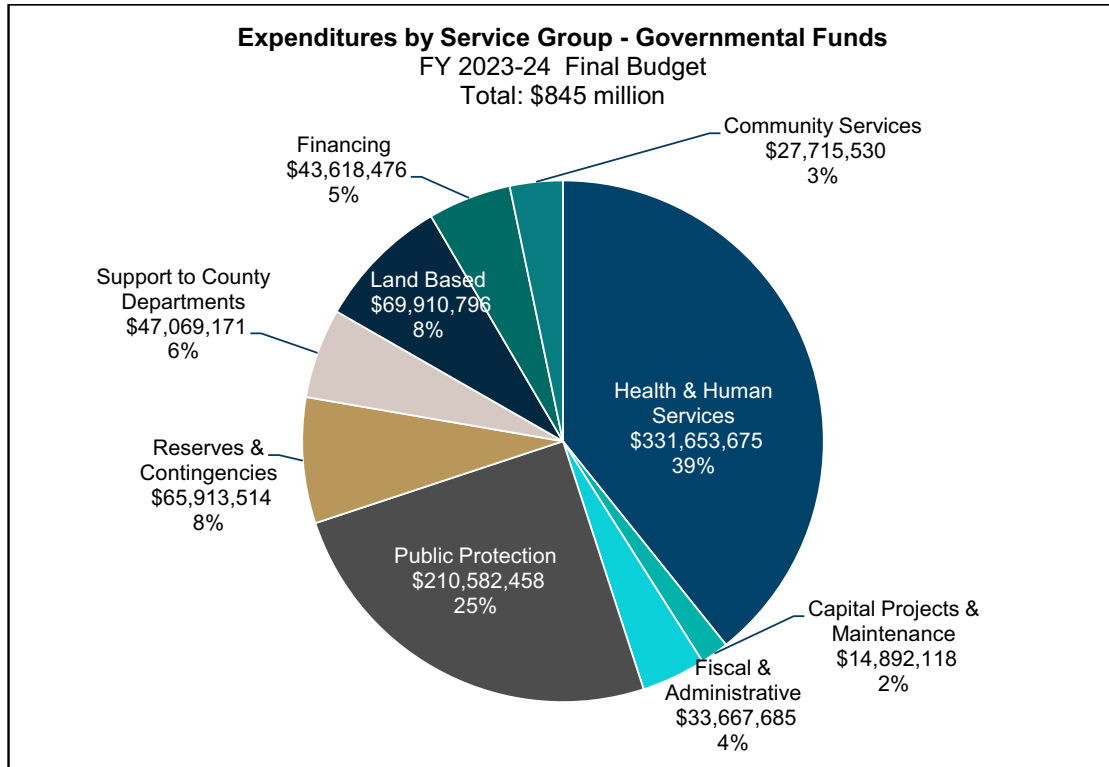
Summary of County Expenditures

The County's operating expenditures are diverse and vary by program and department. Detailed information about departmental expenditures can be found in the 'Departmental Budgets by Service Group' section of this document. The following chart demonstrates how much of the County's total budget is allocated to the various service groups.

Following is an overview of the County's major expenditure categories:

Salary and Benefits - This expenditure category accounts for the largest appropriation of County dollars. Salary and Benefits includes employee wages, the amount that the County appropriates for employee pensions, the County's contribution for life insurance and various health benefits for employees and their dependents, and other various employee benefits. Social security taxes, workers' compensation payments and unemployment insurance payments are also included in this expenditure category. Salary and benefits costs are driven by the number of County employees, negotiated labor agreements, and the cost of employee benefits.

Services and Supplies - Services and supplies are the second largest expenditure for the County. Examples of services and supplies expenses include office supplies, computers and software purchases, maintenance contracts or other types of professional service contracts. The budget for services and supplies is driven by the cost of contracts, changes to the consumer price index and the need for services and supplies which support County operations.



Other Charges - This category includes a variety of smaller expenditure categories such as debt payments and pass through expenses to other agencies and/or funds, and accounts for a significant portion of the County’s total expenditures.

Fixed Assets - Fixed asset costs make up the smallest portion of the County’s total expenditures. Fixed assets typically have a value of over \$5,000 and can include such items as vehicles, copy machines, land, or specialty equipment. The amount of fixed assets fluctuates from year to year based upon factors such as the age of equipment or vehicles and projects undertaken by departments.

Financial Summaries

The following table provides a summary level presentation of FY 2023-24 recommended and FY 2022-23 adopted budget information, showing financing sources by type and financing uses by both function and type. Detailed information related to individual departmental budgets can be found in the ‘Departmental Budgets by Service Group’ section of this document and financial summaries presented in the required State of California schedule format are included in the ‘Summary Schedules’ section at the end of this document.


Financing Sources and Uses Summary

Description	FY 2021-22 Actual	FY 2022-23 Actual	FY 2023-24 Recommended	FY 2023-24 Final
Financing Sources				
Taxes	246,503,420	259,485,120	268,681,743	268,681,743
Licenses and Permits	12,561,188	14,923,826	16,241,426	16,393,245
Fines, Forfeitures and Penalties	3,821,371	3,902,820	4,369,539	4,369,539
Revenue from Use of Money & Property	4,183,530	9,137,417	8,197,099	8,197,099
Intergovernmental Revenues	323,675,921	362,558,813	355,197,364	355,025,785
Charges for Services	31,791,694	34,080,965	34,590,758	34,590,758
Other Revenues	34,629,778	38,271,045	40,630,460	40,630,460
Fund Balance	0*	0*	46,858,893	57,088,334
Use of Reserves & Designations	0*	0*	21,394,689	19,265,855
Other Financing Sources	57,264,973	48,597,998	42,591,649	40,780,605
Decreases to Fund Balance	0	0	0	0
*cancellation of reserves and designations and use of fund balance included in Other Financial Sources				
Total Financing Sources	714,431,875	770,958,004	838,753,620	845,023,423
Uses of Financing by Function				
Land Based	55,853,366	68,678,108	69,758,978	69,910,796
Public Protection	183,878,614	200,485,901	210,582,458	210,582,458
Health and Human Services	269,555,065	302,882,295	330,877,656	331,653,675
Community Services	24,804,433	27,192,770	27,715,530	27,715,530
Fiscal and Administrative	31,665,053	35,918,176	33,417,684	33,667,685
Support to County Departments	37,316,447	44,320,133	47,069,170	47,069,170
Financing	41,016,292	52,429,117	45,429,521	43,618,476
Capital and Maintenance	3,486,341	3,543,551	14,656,405	14,892,118
Contingencies	0	0	34,330,480	34,116,916
Reserves & Designations	0	0	24,915,738	31,796,598
Increases (Decreases) to Fund Balance	66,856,264	35,507,953	0	0
Total Financing by Function	714,431,875	770,958,004	838,753,620	845,023,423
Uses of Financing by Type				
Salary & Benefits	335,560,816	361,936,502	401,241,546	402,286,269
Services & Supplies	227,845,653	260,417,236	256,609,607	256,749,424
Other Charges	122,370,694	145,367,432	135,827,520	134,037,833
Fixed Assets	39,800,037	39,611,706	22,520,747	22,756,460
Transfers	(78,001,589)	(71,882,825)	(36,692,018)	(36,720,077)
Increases to Reserves/Designations	0*	0*	24,915,738	31,796,598
Increases/(decreases) to Fund Balance	66,856,264	35,507,953	0	0
Contingencies	0*	0*	34,330,480	34,116,916
*use of reserves and designations and contingencies are included in individual financing types				
Total Financing by Type	714,431,875	770,958,004	838,753,620	845,023,423

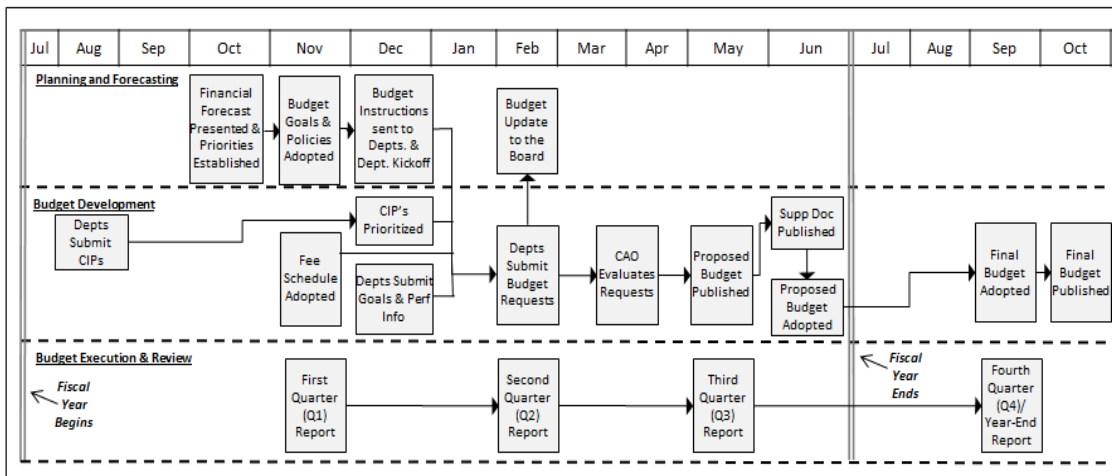
County Budget Development and Management Processes

Pursuant to the State Budget Act (Government Code §29000), San Luis Obispo County goes through a budget development process every year to prepare a balanced budget for the coming fiscal year. The budget process is a collaborative effort that involves all County departments, the Board of Supervisors and the public. While County staff is responsible for preparing a recommended budget and the Board of Supervisors ultimately has the authority to adopt funding levels, public input is an integral part of the County’s budget process. In developing the budget each year, the County considers community input as contributed by citizens in public meetings or as conveyed in reports that are meant to measure community needs, such as the Action for Healthy Communities report produced by a collaborative of public and private organizations, and periodic citizen opinion surveys. Decisions about how to fund programs and services are also based on guidance and input provided by more than 50 Board-appointed citizen advisory bodies. Public participation in the budget process is welcome and available through the many public budget-related meetings that are held by the Board of Supervisors throughout the year. All Board meetings are recorded and broadcast via cable television and the County’s website.

The chart to the right displays some of the major factors that impact the development of the County’s budget. In many ways, the preparation of a recommended budget is a balancing act. When developing the budget, County staff must balance a diverse set of community interests and more specific Board priorities with the directives laid out in various planning documents while ensuring that the budget complies with all federal, state and local laws. The Board of Supervisors must also take these same factors into consideration when adopting a budget each year.



To ensure that the County maintains a solid financial foundation upon which to provide services to the community, the budget development and management process incorporates planning and forecasting, budget development, and budget execution and review. While each of these functions has its own distinct set of processes, each impacts the budget process as a whole. The County’s budget process is fluid and ongoing and represents significant interplay between the legislative actions of the Board of Supervisors and the administrative processes of County staff. The flow chart on the following page outlines how each piece of the process feeds into the next:



A budget calendar included later in this section more thoroughly outlines the timeline of, and process through which the County continually monitors its budget to ensure that both revenues and expenditures are on target and that necessary corrective actions are taken to address any revenue shortfalls or over-expenditures. Following is a discussion of the key steps for the development, adoption and management of the County’s budget.

Preparation of the Financial Forecast and Establishment of Board Priorities (August- November)

Every year, the Board holds a strategic planning session(s) to review the financial forecast and to establish a list of priorities for the coming year. The preparation of the financial forecast refines the County’s five-year financial outlook and lays the ground work for the budget process by identifying the fiscal capacity of the General Fund for the coming year and guiding the Board in the establishment of its priorities. The financial forecast focuses on General Fund revenue and expenditures and does not include special revenue funds such as Roads or the Library. The forecast is prepared based on a Status Quo budget which reflects the continuation of all existing resources (e.g., personnel, services and supplies, equipment, etc.) paid for by the General Fund and those resources that are currently revenue offset and will continue to be revenue offset in the budget year.

To develop the forecast, the Administrative Office works closely with multiple County departments including the Assessor’s Office, the Auditor-Controller-Treasurer-Tax Collector Public Administrator’s Office, the Planning and Building Department and Clerk Recorder’s Office as well as real estate experts, national, state and local economic forecasters and local businesses to estimate property tax and other revenue for the coming year. The amount of projected property tax revenue factors in predictions of property sales and assessment values given current housing market conditions. The Administrative Office works with the Auditor-Controller-Treasurer-Tax Collector Public Administrator’s Office and other departments to estimate other key revenue sources (such as sales tax, property transfer tax, and franchise fees), as well as the fund balance available for the coming year. The fund balance available is the amount of money available at the end of one fiscal year for use in the next fiscal year. It is comprised of the unspent General Fund Contingency at the end of the year, plus any remaining General Fund dollars unspent or not encumbered by the various County departments at year end. Other financial indicators such as the unemployment rate, construction activity, consumer spending patterns, and the financial health of the State and Federal Governments are also evaluated in preparing the financial forecast.

Establishment of Budget Goals and Policies (October- November)

In addition to establishing priorities for the coming year, the Board also guides budget development by annually adopting a set of budget goals and policies that provide direction to County departments in preparing the budget for the coming year. Based on Board priorities established during the strategic planning session(s), the County Administrative Office with input from County departments, refines and

updates previously established Budget Goals and Policies which include budget balancing strategies and approaches. The Budget Goals and Policies are presented to the Board for their discussion and approval during a regularly scheduled Board meeting in November.

Update of the Five Year Capital Improvement Plan and Preparation of the Capital Project Budget (August-May)

The County's Capital Improvement Plan also impacts the overall budget. In August of each year, County departments submit requests for capital projects for the next fiscal year. Department requests are to be consistent with the County's Five Year Capital Project plan. Once all project requests are submitted, a review team consisting of multiple County departments works together to review the requests to establish a priority ranking of all projects pursuant to the criteria outlined in the Capital Improvement Projects portion of the Board adopted Budget Goals and Policies (located in an earlier section of this document). Projects identified as a high priority, and for which funding is available, are included in the recommended budget.

In addition to individual department requests, the County's Public Works Department also prepares Capital and Maintenance Project plans for their utility operations, roads, and other budgets. To ensure that adequate funding is budgeted for large scale capital projects, the County's Infrastructure Planning and Finance Team which consists of representatives from the Planning Department, Public Works Department, Central Services, Administrative Office, the San Luis Obispo Council of Governments and various community services districts, meets periodically to assess the County's infrastructure in order to provide direction to the Public Works Department as they create the detailed capital plan. For utility operations, a five-year capital improvement plan is updated each year to reflect completed projects and new capital and maintenance needs. From this five-year plan, specific projects are identified and incorporated into the Public Works Special District budgets for funding in the following year. In preparation of the roads budget, department staff conducts a safety analysis each year and prioritizes capital and maintenance roads projects based on safety needs. Transportation projects, which are generally funded by the State and Federal governments, are reviewed and prioritized by the San Luis Obispo Council of Governments. Projects identified as a high priority, and for which funding is available, are included in the roads budget.

Preparation of the Budget (September- May)

The preparation of the recommended budget is broken into two phases. During Phase 1, departmental goals, programs, and performance measures are reviewed and refined. In Phase 2, the recommended budget, including recommended funding levels and specific departmental objectives for the year is developed.

Phase 1 - Update Performance Information (September- January)

All County departments have established goals aligned with the County's vision of a safe, healthy, livable, prosperous and well-governed community. Performance measures have been established by each department to track their performance toward achieving those goals. Departmental goals and performance measures communicate to the public the outcomes the department is achieving for the community as a result of their activities and the services they provide.

In September of each year, the Administrative Office develops and distributes instructions to County departments for Phase 1 of budget development. To ensure that goals and performance measures enable an effective evaluation of performance, it is important that departments closely align their departmental operations with their goals. In updating their performance measures, departments provide a projection of their results for the current year, an explanation of their performance, and any conditions that will enable or prevent the department from achieving their target for the current year. Departments then establish performance targets for the coming year. In developing and reporting on performance measures, departments are able to evaluate how well their programs are working in achieving desired outcomes and to identify any necessary changes to improve results in the future. This process allows departments to make informed decisions about the most effective use of their resources.

During Phase 1, departments also report on the performance of budget augmentations approved by the Board in prior years. The purpose of this reporting is to communicate to the Board of Supervisors and the public whether or not the additional resources that were allocated for specific programs have achieved the intended results. If results are not achieved, the Administrative Office works with the department to determine if changes are necessary to improve performance or whether the resources should be reallocated.

Phase 2 - Develop a Recommended Budget to Present to the Board (December- May)

In early December, the Administrative Office transmits instructions to departments to prepare their budget request for the coming fiscal year. Budget requests are to be based upon the fiscal outlook projected in the Financial Forecast, and the Board's adopted budget priorities, goals and policies. Although departments are instructed to submit a Status Quo budget to the County Administrative Office, they may also be required to prepare a list of possible budget reductions and are also able to request budget augmentations.

Budget Reductions:

In years when the available financing may be insufficient to fund a Status Quo budget, departments are instructed to prepare a list of prioritized reductions that decrease their required level of General Fund support to a level that matches available financing levels. Instead of across the board cuts, reduction targets vary by department depending upon the Board's priorities. Reductions identified by departments are to represent their lowest priority resources and expenditures. In preparing a list of prioritized reductions, departments are also required to identify the service level impacts that would result from the reductions to their Status Quo budget so that the implications of budget reductions can be factored into budget decisions.

Budget Augmentations:

Departments may also submit requests to augment their Status Quo budget with new resources. In requesting budget augmentations, departments must identify the specific resource(s) requested (staff, equipment, services, etc.), the associated costs and funding source(s), and the results expected from the addition of new resources. Decisions about whether or not to include each budget augmentation request in the recommended budget depend upon the significance of the requested augmentation's intended outcomes and available funding.

Recommended funding levels are determined by taking status quo budget submittals, prioritized reduction lists and budget augmentation requests into consideration. Once recommendations have been finalized, the Administrative Office assembles a balanced, recommended budget document which is submitted to the Board of Supervisors and public in May and formally presented and discussed during the budget hearing held in mid-June.

Preparation of the Supplemental Budget Document (April- May)

Because the recommended budget is developed based on financial conditions known at the time of preparation, changes are often necessary. Once the recommended budget has been finalized, a supplemental budget document is prepared to make any needed technical adjustments to the recommended budget that surface after the Administrative Office's recommendations have been finalized. Adjustments included in the supplemental budget document are often the result of new legislation or grant awards, and staffing changes.

The supplemental budget document is presented to the Board near the end of May, allowing the Board and the public approximately two weeks of review prior to formal consideration by the Board as part of the scheduled budget hearing, along with the recommended budget. The public has the opportunity to provide input on any supplemental recommendations either directly to the Board of Supervisors, or in public comment during the budget hearing.

Adoption and Publishing of the Final Budget

Immediately following the budget hearing, the Administrative Office documents any changes to the recommended budget that have been made by the Board of Supervisors during deliberations, including those changes in the supplemental document that were approved by the Board. The Auditor's Office also updates appropriation amounts in the financial system to capture the Board's changes. A resolution to adopt the recommended budget, including the position allocation list, is approved by the Board by the end of June.

Once the final revenue and expenditure levels for the prior year are known in August (after the books are closed for the recently completed fiscal year), the final fund balances available are calculated. The Administrative Office then works with departments to determine how to allocate or make up for any change between the actual fund balance and the fund balance that was budgeted. The Auditor-Controller-Treasurer-Tax Collector Public Administrator's Office calculates the Final Budget revenue and expenditure levels and takes a resolution to the Board for legal adoption of the Final Budget in September. Once adopted, a Final Budget book is prepared and made available to all departments and the public via the County's web site and in hard copy at all County Public Library branches. A copy of the Final Budget is also sent to the State Controller's Office by December 1, as required by the State Budget Act.

On-Going Budget Management and Mid-Year Adjustments

Throughout the fiscal year, operating departments and the Administrative Office closely monitor the budget to ensure that spending levels are within appropriated levels and that the use of General Fund contingencies and reserves are kept to a minimum. At the close of each quarter of the fiscal year, the Administrative Office works with departments to prepare a report analyzing the status of each fund center's budget to be presented to the Board at regularly scheduled meetings. The report identifies significant budget variances and any operational issues, and recommends solutions to address any issues. The identification of issues and proposed solutions to address them is essential to keeping departments on track and to limiting any adverse impact to the County's fiscal condition.

Mid-Year Adjustments

Because State and Federal budgets are typically not adopted until after the County has adopted its budget, mid-year adjustments to the adopted budget are often necessary to reflect variances in State and Federal funding levels from the prior year. These adjustments are made either as part of a quarterly financial report, or in a separate action taken by the Board.

Mid-year budget adjustments may also be considered by the Board when a new source of funding or unanticipated revenue becomes available to a department. Adjustments may come as a result of a new contract to provide services, a grant award, receipt of additional fees for service, or the use of funds from a trust for a specific purpose. Departments may request a transfer of funds from one fund center to another in order to fund an activity or project. This is commonly done when funds are transferred into an established capital project or to make fixed asset purchases that were not anticipated in the adopted budget.

A four-fifths vote by the Board of Supervisors is necessary to approve adjustments that transfer dollars between funds, from contingencies, or increase the appropriation within a fund center. Transfers between expenditure objects within a single fund center (e.g., from salaries and benefits to services and supplies) that do not increase the total expenditure appropriation may be made administratively with the approval of the County Administrative Office and the Auditor-Controller-Treasurer-Tax Collector Public Administrator.

County of San Luis Obispo Budget Calendar

August	Departments submit Capital Improvement Project (CIP) requests.
October	County Administrative Office presents Financial Forecast to the Board and Board establishes its priorities.
November	Board of Supervisors adopts Budget Goals and Policies for the budget year. First Quarter (Q1) Financial Report for current fiscal year presented to the Board. Board of Supervisors adopts the County's fee schedule for the coming year.
December	CIP requests are analyzed and prioritized. Departments submit Phase 1 budget information, including mission statements, services program descriptions, departmental goals, performance measures, and results on prior year budget augmentations approved by the Board.
January	Departments submit Phase 2 budget information, including Status Quo budget requests, General Fund cut lists (if necessary), and budget augmentation requests.
February	A budget update is presented to the Board based on Phase 2 submittals received from departments. Second Quarter (Q2) Financial Report for the current fiscal year is presented to the Board.
March	Administrative Office reviews and analyzes budgets submitted by departments.
April	Administrative Office recommendations are finalized.
May	Recommended Budget is printed and published for review by the Board and the public. Supplemental Budget Document is prepared to capture technical changes that occurred too late to be included in the Recommended Budget. Third Quarter (Q3) Financial Report for the current fiscal year is presented to the Board. The third quarter is typically when departments make adjustments to reflect unbudgeted variances in expenditures or funding sources.
June	Supplemental Budget Document is printed and published for review by the Board and the public. The budget hearing is held and the Board adopts a Recommended Budget, including items in the Supplemental Budget Document. The fiscal year ends June 30.
July	The new fiscal year begins July 1.
August	Fund Balance Available from fiscal year just ended is available.
September	Final Budget is adopted by the Board, including FBA from prior fiscal year. Fourth Quarter (Q4)/Year-End Financial Report for the fiscal year is presented to the Board, including performance measure results.
November	Final Budget is printed and published and sent to the State Controller's Office.

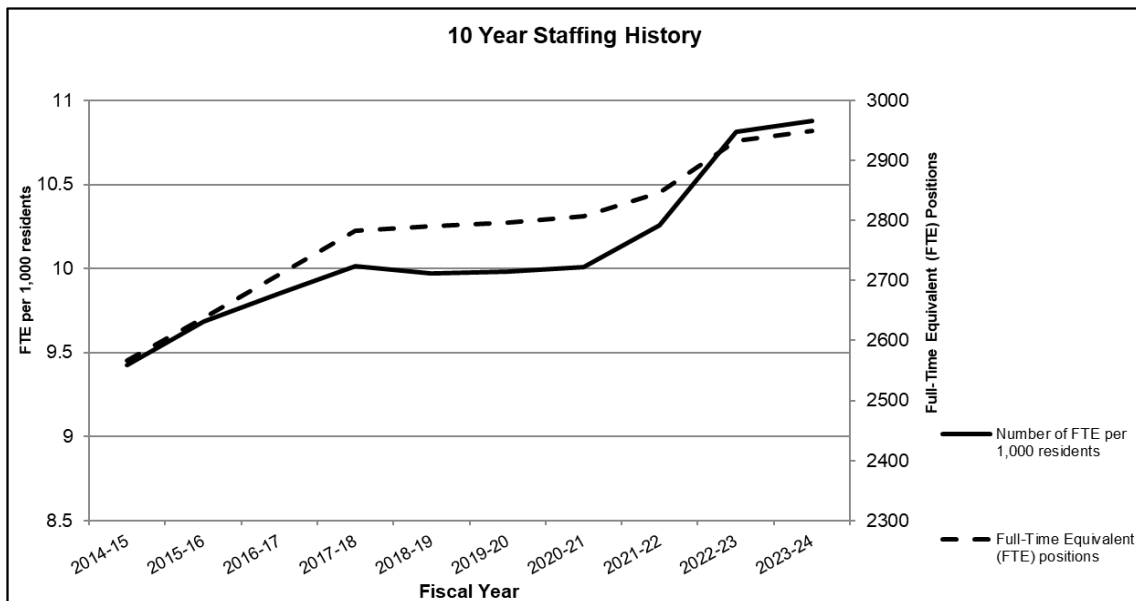
(This page intentionally left blank)

Personnel Information

This section provides a comprehensive listing of personnel allocations by service group, department, and position title. A salary schedule for all County employees, including elected officials and department heads, and a summary of major County-paid employee benefits are also included.

Position Allocation by Service Group

Service Group Name	Status	FY 2021-22 Adopted	FY 2022-23 Adopted	FY 2023-24 Requested	FY 2023-24 Recommended	FY 2023-24 Adopted	Change from FY 2022-23 Adopted
Community Services	Permanent	161.50	163.50	166.00	166.00	166.00	2.50
	Limited	0.00	0.00	2.00	2.00	2.00	2.00
Fiscal and Administrative	Permanent	196.50	195.50	195.00	197.00	197.00	1.50
	Limited	1.00	2.00	2.00	2.00	2.00	0.00
Health and Human Services	Permanent	1,053.50	1,085.00	1,110.50	1,115.25	1,116.25	31.25
	Limited	58.00	86.00	70.00	56.00	60.00	-26.00
Land Based	Permanent	399.50	414.50	408.75	410.75	412.75	-1.75
	Limited	9.00	9.00	6.00	6.00	9.00	0.00
Public Protection	Permanent	725.50	733.50	743.50	747.50	747.50	14.00
	Limited	13.00	11.00	12.00	12.00	12.00	1.00
Support to County Departments	Permanent	227.00	224.00	224.00	225.00	225.00	1.00
	Limited	2.75	8.00	9.00	9.00	9.00	1.00
Permanent		2,763.50	2,816.00	2,847.75	2,861.50	2,864.50	48.50
Limited		83.75	116.00	101.00	87.00	94.00	-22.00
Total FTE's		2,847.25	2,932.00	2,948.75	2,948.50	2,958.50	26.50
Permanent	Full Time	2697.00	2,755.00	2,791.00	2,804.25	2,807.25	52.25
	3/4	22.50	21.00	18.00	18.75	18.75	-2.25
	1/2	44.00	40.00	38.50	38.50	38.50	-1.50
	1/4	0.00	0.00	0.25	0.00	0.00	0.00
Total Permanent		2,763.50	2,816.00	2,847.75	2,861.50	2,864.50	48.50
Limited	Full Time	78.00	112.00	101.00	87.00	94.00	-18.00
	3/4	3.75	1.50	0.00	0.00	0.00	-1.50
	1/2	2.00	2.50	0.00	0.00	0.00	-2.50
Total Limited		83.75	116.00	101.00	87.00	94.00	-22.00



Position Allocation Summary

Fund Center - Name	Status	FY 2021-22	FY 2022-23	FY 2023-24	FY 2023-24	2023-24	Change from
		Adopted	Adopted	Requested	Recommended	Adopted	FY 2022-23
100 - Board of Supervisors	Permanent	13.00	13.00	13.00	13.00	13.00	0.00
100 - Board of Supervisors	Total:	13.00	13.00	13.00	13.00	13.00	0.00
104 - Administrative Office	Permanent	15.00	15.00	15.00	15.00	15.00	0.00
	1/2 Permanent	0.50	0.50	0.50	0.50	0.50	0.00
	Limited	1.00	1.00	0.00	0.00	0.00	-1.00
104 - Administrative Office	Total:	16.50	16.50	15.50	15.50	15.50	-1.00
109 - Assessor	Permanent	82.00	81.00	81.00	81.00	81.00	0.00
	1/2 Permanent	0.50	0.50	0.50	0.50	0.50	0.00
	Limited	0.00	1.00	1.00	1.00	1.00	0.00
109 - Assessor	Total:	82.50	82.50	82.50	82.50	82.50	0.00
110 - Clerk-Recorder	Permanent	22.00	23.00	23.00	23.00	24.00	1.00
	1/2 Permanent	0.50	0.00	0.00	0.00	0.00	0.00
110 - Clerk-Recorder	Total:	22.50	23.00	23.00	23.00	24.00	1.00
111 - County Counsel	Permanent	22.00	22.00	22.00	22.00	22.00	0.00
	1/2 Permanent	0.50	0.50	0.50	0.50	0.50	0.00
111 - County Counsel	Total:	22.50	22.50	22.50	22.50	22.50	0.00
112 - Human Resources	Permanent	37.00	38.00	37.00	38.00	38.00	0.00
	1/2 Permanent	1.00	1.00	2.00	2.00	2.00	1.00
	Limited	1.00	6.00	6.00	6.00	6.00	0.00
	3/4 Limited	0.75	0.00	0.00	0.00	0.00	0.00
112 - Human Resources	Total:	39.75	45.00	45.00	46.00	46.00	1.00
113 - Public Works - Facilities Management	Permanent	50.00	50.00	50.00	50.00	50.00	0.00
113 - Public Works - Facilities Management	Total:	50.00	50.00	50.00	50.00	50.00	0.00
114 - Information Technology	Permanent	85.00	81.00	80.00	80.00	80.00	-1.00
	1/2 Permanent	0.50	0.50	1.50	1.50	1.50	1.00
	Limited	1.00	0.00	1.00	1.00	1.00	1.00
114 - Information Technology	Total:	86.50	81.50	82.50	82.50	82.50	1.00
116 - Central Services	Permanent	16.00	16.00	16.00	16.00	16.00	0.00
	Limited	0.00	2.00	2.00	2.00	2.00	0.00
116 - Central Services	Total:	16.00	18.00	18.00	18.00	18.00	0.00
117 - Auditor-Controller-Treasurer-Tax Collector-Public Admin	Permanent	61.00	61.00	61.00	62.00	62.00	1.00
	1/2 Permanent	1.00	0.50	0.00	0.00	0.00	-0.50
117 - Auditor-Controller-Treasurer-Tax Collector-Public Admin	Total:	62.00	61.50	61.00	62.00	62.00	0.50
118 - Human Resources - Talent Development	Permanent	2.00	2.00	2.00	2.00	2.00	0.00
118 - Human Resources - Talent Development	Total:	2.00	2.00	2.00	2.00	2.00	0.00
119 - Administrative Office - Communications and Outreach	Permanent	1.00	1.00	1.00	2.00	1.00	0.00
	Limited	0.00	0.00	1.00	1.00	1.00	1.00
119 - Administrative Office - Communications and Outreach	Total:	1.00	1.00	2.00	3.00	2.00	1.00
131 - Grand Jury	1/2 Permanent	0.50	0.50	0.50	0.50	0.50	0.00
131 - Grand Jury	Total:	0.50	0.50	0.50	0.50	0.50	0.00
132 - District Attorney	Permanent	103.00	103.00	103.00	103.00	103.00	0.00
	1/2 Permanent	1.50	1.50	1.50	1.50	1.50	0.00
	Limited	6.00	6.00	6.00	6.00	6.00	0.00
132 - District Attorney	Total:	110.50	110.50	110.50	110.50	110.50	0.00

Personnel Information

Fund Center - Name	Status	FY 2021-22	FY 2022-23	FY 2023-24	FY 2023-24	2023-24	Change from
		Adopted	Adopted	Requested	Recommended	Adopted	FY 2022-23 Adopted
134 - Child Support Services	Permanent	36.00	34.00	34.00	33.25	33.25	-0.75
	3/4 Permanent	0.75	0.75	0.75	0.75	0.75	0.00
134 - Child Support Services	Total:	36.75	34.75	34.75	34.00	34.00	-0.75
136 - Sheriff-Coroner	Permanent	432.00	436.00	446.00	447.00	447.00	11.00
	1/2 Permanent	1.50	1.50	1.50	1.50	1.50	0.00
	Limited	3.00	2.00	3.00	3.00	3.00	1.00
136 - Sheriff-Coroner	Total:	436.50	439.50	450.50	451.50	451.50	12.00
137 - Health Agency - Animal Services	Permanent	20.00	21.00	21.00	24.00	24.00	3.00
	1/2 Permanent	0.50	0.50	0.50	0.50	0.50	0.00
137 - Health Agency - Animal Services	Total:	20.50	21.50	21.50	24.50	24.50	3.00
138 - Administrative Office - Emergency Services	Permanent	6.00	6.00	6.00	6.00	6.00	0.00
	1/2 Permanent	0.50	0.50	0.50	0.50	0.50	0.00
	Limited	1.00	1.00	1.00	1.00	1.00	0.00
138 - Administrative Office - Emergency Services	Total:	7.50	7.50	7.50	7.50	7.50	0.00
139 - Probation	Permanent	160.00	163.00	163.00	163.00	163.00	0.00
	Limited	3.00	2.00	2.00	2.00	2.00	0.00
139 - Probation	Total:	163.00	165.00	165.00	165.00	165.00	0.00
141 - Agricultural Commissioner	Permanent	44.00	44.00	44.00	45.00	45.00	1.00
	1/2 Permanent	2.00	2.00	0.50	0.50	0.50	-1.50
	3/4 Permanent	2.25	2.25	3.75	3.75	3.75	1.50
141 - Agricultural Commissioner	Total:	48.25	48.25	48.25	49.25	49.25	1.00
142 - Planning and Building	Permanent	101.00	112.00	105.00	106.00	107.00	-5.00
	1/2 Permanent	0.00	0.50	1.50	1.50	1.50	1.00
	3/4 Permanent	1.50					
	Limited	8.00	9.00	6.00	6.00	6.00	-3.00
142 - Planning and Building	Total:	110.50	121.50	112.50	113.50	114.50	-7.00
160 - Health Agency - Public Health	Permanent	179.00	186.00	200.00	203.00	203.00	17.00
	1/2 Permanent	5.00	5.00	3.50	3.50	3.50	-1.50
	1/4 Permanent	0.00	0.00	0.25	0.00	0.00	0.00
	3/4 Permanent	11.25	11.25	6.75	6.75	6.75	-4.50
	Limited	31.00	50.00	44.00	28.00	31.00	-19.00
	1/2 Limited	0.50	0.50	0.00	0.00	0.00	-0.50
	3/4 Limited	1.50	0.75	0.00	0.00	0.00	-0.75
160 - Health Agency - Public Health	Total:	228.25	253.50	254.50	241.25	244.25	-9.25
166 - Health Agency - Behavioral Health	Permanent	266.00	278.00	284.00	285.00	285.00	7.00
	1/2 Permanent	17.50	17.00	15.50	15.50	15.50	-1.50
	3/4 Permanent	4.50	4.50	5.25	5.25	5.25	0.75
	Limited	17.00	26.00	21.00	21.00	22.00	-4.00
	1/2 Limited	1.00	1.50	0.00	0.00	0.00	-1.50
	3/4 Limited	0.75	0.00	0.00	0.00	0.00	0.00
166 - Health Agency - Behavioral Health	Total:	306.75	327.00	325.75	326.75	327.75	0.75
180 - Social Services - Administration	Permanent	514.00	529.00	525.00	527.00	528.00	-1.00
	1/2 Permanent	0.50	0.50	0.50	0.50	0.50	0.00
	Limited	4.00	5.00	1.00	1.00	1.00	-4.00
	3/4 Limited	0.75	0.75	0.00	0.00	0.00	-0.75
180 - Social Services - Administration	Total:	519.25	535.25	526.50	528.50	529.50	-5.75
184 - Sheriff-Coroner - Law Enforcement Health Care	Permanent	2.00	2.00	0.00	0.00	0.00	-2.00
184 - Sheriff-Coroner - Law Enforcement Health Care	Total:	2.00	2.00	0.00	0.00	0.00	-2.00
186 - Veterans Services	Permanent	7.00	7.00	7.00	7.00	7.00	0.00
	Limited	1.00	1.00	2.00	2.00	2.00	1.00
186 - Veterans Services	Total:	8.00	8.00	9.00	9.00	9.00	1.00

Fund Center - Name	Status	FY 2021-22 Adopted	FY 2022-23 Adopted	FY 2023-24 Requested	FY 2023-24 Recommended	2023-24 Adopted	Change from FY 2022-23 Adopted
205 - Groundwater Sustainability	Permanent	0.00	1.00	1.00	1.00	1.00	0.00
205 - Groundwater Sustainability	Total:	0.00	1.00	1.00	1.00	1.00	0.00
215 - UC Cooperative Extension	Permanent	5.00	5.00	5.00	5.00	5.00	0.00
	1/2 Permanent	0.50	0.50	0.50	0.50	0.50	0.00
215 - UC Cooperative Extension	Total:	5.50	5.50	5.50	5.50	5.50	0.00
222 - Parks and Recreation - Community Parks	Permanent	24.00	24.00	24.00	24.00	24.00	0.00
222 - Parks and Recreation - Community Parks	Total:	24.00	24.00	24.00	24.00	24.00	0.00
290 - Social Services - Homeless and Affordable Housing	Permanent	0.00	0.00	18.00	19.00	19.00	19.00
	Limited	0.00	0.00	2.00	4.00	4.00	4.00
290 - Social Services - Homeless and Affordable Housing	Total:	0.00	0.00	20.00	23.00	23.00	23.00
305 - Parks and Recreation - Regional Parks	Permanent	25.00	25.00	25.00	25.00	25.00	0.00
305 - Parks and Recreation - Regional Parks	Total:	25.00	25.00	25.00	25.00	25.00	0.00
375 - Health Agency - Driving Under the Influence	Permanent	10.00	10.00	10.00	8.00	8.00	-2.00
	3/4 Permanent	0.00	0.00	0.00	0.75	0.75	0.75
	1/2 Limited	0.50	0.50	0.00	0.00	0.00	-0.50
375 - Health Agency - Driving Under the Influence	Total:	10.50	10.50	10.00	8.75	8.75	-1.75
377 - Library	Permanent	62.00	65.00	65.00	65.00	65.00	0.00
	1/2 Permanent	9.50	6.50	7.00	7.00	7.00	0.50
	3/4 Permanent	1.50	1.50	1.50	1.50	1.50	0.00
377 - Library	Total:	73.00	73.00	73.50	73.50	73.50	0.50
405 - Public Works	Permanent	248.00	252.00	253.00	253.00	254.00	2.00
	3/4 Permanent	0.75	0.75	0.00	0.00	0.00	-0.75
	Limited	1.00	0.00		0.00	3.00	3.00
405 - Public Works	Total:	249.75	252.75	253.00	253.00	257.00	4.25
407 - Central Services - Fleet	Permanent	13.00	13.00	13.00	13.00	13.00	0.00
407 - Central Services - Fleet	Total:	13.00	13.00	13.00	13.00	13.00	0.00
425 - Airports	Permanent	21.00	23.00	25.00	25.00	25.00	2.00
425 - Airports	Total:	21.00	23.00	25.00	25.00	25.00	2.00
427 - Parks and Recreation - Golf Courses	Permanent	13.00	13.00	13.00	13.00	13.00	0.00
	Limited	0.00	0.00	2.00	2.00	2.00	2.00
427 - Parks and Recreation - Golf Courses	Total:	13.00	13.00	15.00	15.00	15.00	2.00
	Permanent	2763.50	2816.00	2847.75	2861.50	2864.50	48.50
	Limited	83.75	116.00	101.00	87.00	94.00	-22.00
	Report Total:	2847.25	2932.00	2948.75	2948.50	2958.50	26.50

Position Allocation by Department

Job Class	Job Class Name	FY 2021-22 Adopted	FY 2022-23 Adopted	FY 2023-24 Requested	FY 2023-24 Recommended	FY 2023-24 Adopted	Change from FY 2022-23 Adopted
100 - Board of Supervisors							
Permanent							
2223	ADMIN ASST CONFIDENTIAL I OR II OR III	2.00	2.00	2.00	2.00	2.00	0.00
300526	EXECUTIVE ASSISTANT TO THE BOARD OF SUPERVISORS	0.00	0.00	1.00	1.00	1.00	1.00
8799	LEGISLATIVE ASSISTANT	5.00	5.00	5.00	5.00	5.00	0.00
925	SECRETARY-CONFIDENTIAL	1.00	1.00	0.00	0.00	0.00	-1.00
103	SUPERVISOR-BOARD	5.00	5.00	5.00	5.00	5.00	0.00
Permanent Totals		13.00	13.00	13.00	13.00	13.00	0.00
Department Totals		13.00	13.00	13.00	13.00	13.00	0.00
104 - Administrative Office							
Permanent							
8886	ADMIN ANALYST I OR II OR III OR PRINCIPAL	7.00	6.00	6.00	6.00	6.00	0.00
2223	ADMIN ASST CONFIDENTIAL I OR II OR III	1.00	0.00	0.00	0.00	0.00	0.00
2223	ADMIN ASST CONFIDENTIAL I OR II OR III	1/2	0.50	0.50	0.50	0.50	0.00
8795	ADMIN SERVICES MANAGER	1.00	1.00	1.00	1.00	1.00	0.00
8892	ADMIN SERVICES OFFICER I OR II	0.00	1.00	1.00	1.00	1.00	0.00
300428	ASSISTANT DEPUTY CLERK OF THE BOARD-CONF	0.00	1.00	1.00	1.00	1.00	0.00
8958	ASST COUNTY ADMINISTRATIVE OFFICER	1.00	1.00	1.00	1.00	1.00	0.00
205	COUNTY ADMINISTRATIVE OFFICER	1.00	1.00	1.00	1.00	1.00	0.00
300227	DEPUTY CLERK OF THE BOARD - CONFIDENTIAL	1.00	1.00	1.00	1.00	1.00	0.00
680	DIV MGR-ADMINISTRATIVE OFFICE	1.00	1.00	1.00	1.00	1.00	0.00
300183	IT SPECIALIST III-CONFIDENTIAL	1.00	1.00	1.00	1.00	1.00	0.00
925	SECRETARY-CONFIDENTIAL	1.00	0.00	0.00	0.00	0.00	0.00
929	SR ACCOUNT CLERK-CONFIDENTIAL	0.00	1.00	1.00	1.00	1.00	0.00
Permanent Totals		15.50	15.50	15.50	15.50	15.50	0.00
Limited							
8886	ADMIN ANALYST I OR II OR III OR PRINCIPAL	1.00	1.00	0.00	0.00	0.00	-1.00
Limited Totals		1.00	1.00	0.00	0.00	0.00	-1.00
Department Totals		16.50	16.50	15.50	15.50	15.50	-1.00
109 - Assessor							
Permanent							
914	ACCOUNTING TECHNICIAN	1.00	0.00	0.00	0.00	0.00	0.00
718	APPRAISER TRAINEE OR I OR II OR III	25.00	25.00	25.00	25.00	25.00	0.00
943	ASSESSMENT ANALYST TRAINEE OR I OR II OR III	7.00	9.00	9.00	9.00	9.00	0.00
8948	ASSESSMENT MANAGER	5.00	5.00	5.00	5.00	5.00	0.00
897	ASSESSMENT TECHNICIAN I OR II OR III OR IV	13.00	12.00	12.00	12.00	12.00	0.00
897	ASSESSMENT TECHNICIAN I OR II OR III OR IV	1/2	0.50	0.50	0.50	0.50	0.00
658	ASSESSMENT TECH SUPERVISOR	2.00	1.00	1.00	1.00	1.00	0.00
101	ASSESSOR	1.00	1.00	1.00	1.00	1.00	0.00
701	ASSISTANT ASSESSOR	1.00	1.00	1.00	1.00	1.00	0.00
712	AUDITOR-APPRAISER I OR II OR III	5.00	5.00	5.00	5.00	5.00	0.00
148	GEOGRAPHIC INFO SYSTEMS ANALYST I OR II OR III	5.00	5.00	5.00	5.00	5.00	0.00
695	PROPERTY TRANSFER TECH I OR II OR III OR IV	10.00	10.00	10.00	10.00	10.00	0.00
2266	SOFTWARE ENGINEER I OR II OR III	1.00	1.00	1.00	1.00	1.00	0.00
149	SR GEOGRAPHIC INFO SYSTEMS ANALYST	1.00	1.00	1.00	1.00	1.00	0.00
724	SUPV APPRAISER	3.00	3.00	3.00	3.00	3.00	0.00
725	SUPV AUDITOR-APPRAISER	1.00	1.00	1.00	1.00	1.00	0.00
579	SUPV PROPERTY TRANSFER TECH	1.00	1.00	1.00	1.00	1.00	0.00
Permanent Totals		82.50	81.50	81.50	81.50	81.50	0.00
Limited							
148	GEOGRAPHIC INFO SYSTEMS ANALYST I OR II OR III	0.00	1.00	1.00	1.00	1.00	0.00
Limited Totals		0.00	1.00	1.00	1.00	1.00	0.00
Department Totals		82.50	82.50	82.50	82.50	82.50	0.00
110 - Clerk-Recorder							
Permanent							
2203	ADMIN ASST SERIES	0.00	7.00	6.00	6.00	6.00	-1.00
2203	ADMIN ASST SERIES	1/2	0.50	0.00	0.00	0.00	0.00
8892	ADMIN SERVICES OFFICER I OR II	1.00	1.00	1.00	1.00	1.00	0.00
2554	CLERK-RECORDER ASSISTANT IV	2.00	2.00	2.00	2.00	2.00	0.00
2553	CLERK-RECORDER ASST II / III	12.00	6.00	7.00	7.00	7.00	1.00
108	COUNTY CLERK-RECORDER	1.00	1.00	1.00	1.00	1.00	0.00
300301	DEPUTY DIRECTOR - CLERK RECORDER	1.00	1.00	1.00	1.00	1.00	0.00
300302	DEPUTY DIRECTOR - REGISTRAR	1.00	1.00	1.00	1.00	1.00	0.00
2558	DIV SUPV-CLERK RECORDER	2.00	2.00	2.00	2.00	2.00	0.00
300179	IT SPECIALIST I or II	1.00	1.00	1.00	1.00	1.00	0.00
300354	PUBLIC INFORMATION SPECIALIST III	0.00	0.00	0.00	0.00	1.00	1.00

Job Class	Job Class Name	FY 2021-22 Adopted	FY 2022-23 Adopted	FY 2023-24 Requested	FY 2023-24 Recommended	FY 2023-24 Adopted	Change from FY 2022-23 Adopted
2263	SYSTEMS ADMINISTRATOR I OR II OR III	1.00	1.00	1.00	1.00	1.00	0.00
Permanent Totals		22.50	23.00	23.00	23.00	24.00	1.00
Department Totals		22.50	23.00	23.00	23.00	24.00	1.00
111 - County Counsel							
Permanent							
2203	ADMIN ASST SERIES	2.00	2.00	2.00	2.00	2.00	0.00
8795	ADMIN SERVICES MANAGER	0.00	0.00	1.00	1.00	1.00	1.00
8892	ADMIN SERVICES OFFICER I OR II	1.00	1.00	0.00	0.00	0.00	-1.00
303	ASST COUNTY COUNSEL	1.00	1.00	1.00	1.00	1.00	0.00
310	CHIEF DEPUTY COUNTY COUNSEL	1.00	1.00	1.00	1.00	1.00	0.00
302	COUNTY COUNSEL	1.00	1.00	1.00	1.00	1.00	0.00
318	DEPUTY COUNTY COUNSEL I OR II OR III OR IV	11.00	11.00	11.00	11.00	11.00	0.00
312	DEPUTY COUNTY COUNSEL I OR II OR III OR IV	1/2	0.50	0.50	0.50	0.50	0.00
2230	LEGAL CLERK	3.00	3.00	3.00	3.00	3.00	0.00
2235	LEGAL CLERK-CONF	1.00	1.00	1.00	1.00	1.00	0.00
2231	SUPV LEGAL CLERK I	1.00	1.00	1.00	1.00	1.00	0.00
Permanent Totals		22.50	22.50	22.50	22.50	22.50	0.00
Department Totals		22.50	22.50	22.50	22.50	22.50	0.00
112 - Human Resources							
Permanent							
2223	ADMIN ASST CONFIDENTIAL I OR II OR III	2.00	2.00	2.00	2.00	2.00	0.00
2223	ADMIN ASST CONFIDENTIAL I OR II OR III	1/2	1.00	1.00	1.00	1.00	0.00
8892	ADMIN SERVICES OFFICER I OR II	2.00	2.00	2.00	2.00	2.00	0.00
300230	BUSINESS SYSTEMS ANALYST I OR II OR III	0.00	1.00	1.00	1.00	1.00	0.00
8957	DEPUTY DIR-HUMAN RESOURCES	2.00	2.00	2.00	2.00	2.00	0.00
874	HUMAN RESOURCES ANALYST I OR II OR III	10.00	7.00	7.00	8.00	8.00	1.00
8953	HUMAN RESOURCES DIRECTOR	1.00	1.00	1.00	1.00	1.00	0.00
2110	HUMAN RESOURCES TECHNICIAN I OR II-CONFIDENTIAL	12.00	13.00	13.00	13.00	13.00	0.00
8952	PRINCIPAL HUMAN RESOURCE ANALYST	2.00	5.00	5.00	5.00	5.00	0.00
9663	RISK MGMT ANALYST I OR II OR III	4.00	3.00	3.00	3.00	3.00	0.00
925	SECRETARY-CONFIDENTIAL	1.00	1.00	1.00	1.00	1.00	0.00
929	SR ACCOUNT CLERK-CONFIDENTIAL	1.00	1.00	0.00	0.00	0.00	-1.00
929	SR ACCOUNT CLERK-CONFIDENTIAL	1/2	0.00	0.00	1.00	1.00	1.00
Permanent Totals		38.00	39.00	39.00	40.00	40.00	1.00
Limited							
2223	ADMIN ASST CONFIDENTIAL I OR II OR III	0.00	1.00	1.00	1.00	1.00	0.00
8892	ADMIN SERVICES OFFICER I OR II	0.00	1.00	1.00	1.00	1.00	0.00
873	HUMAN RESOURCES ANALYST I OR II OR III	0.00	2.00	2.00	2.00	2.00	0.00
2110	HUMAN RESOURCES TECHNICIAN I OR II-CONFIDENTIAL	1.00	2.00	2.00	2.00	2.00	0.00
2110	HUMAN RESOURCES TECHNICIAN I OR II-CONFIDENTIAL	3/4	0.75	0.00	0.00	0.00	0.00
Limited Totals		1.75	6.00	6.00	6.00	6.00	0.00
Department Totals		39.75	45.00	45.00	46.00	46.00	1.00
113 - Public Works - Facilities Management							
Permanent							
2203	ADMIN ASST SERIES	1.00	1.00	1.00	1.00	1.00	0.00
300501	BUILDING MAINTENANCE MANAGER	0.00	1.00	1.00	1.00	1.00	0.00
1301	BUILDING MAINT SUPT	2.00	1.00	0.00	0.00	0.00	-1.00
300502	CUSTODIAL OPERATIONS MANAGER	0.00	0.00	1.00	1.00	1.00	1.00
1335	CUSTODIAN	24.00	24.00	24.00	24.00	24.00	0.00
1316	FACILITY MAINT MECHANIC I OR II OR III	15.00	15.00	15.00	15.00	15.00	0.00
1311	LOCKSMITH I OR II	1.00	1.00	1.00	1.00	1.00	0.00
1308	MAINTENANCE PAINTER I OR II	2.00	2.00	2.00	2.00	2.00	0.00
1352	SUPERVISING CUSTODIAN	2.00	2.00	2.00	2.00	2.00	0.00
927	SUPV ADMIN CLERK I	1.00	1.00	1.00	1.00	1.00	0.00
1318	SUPV FACILITY MAINT MECHANIC	2.00	2.00	2.00	2.00	2.00	0.00
Permanent Totals		50.00	50.00	50.00	50.00	50.00	0.00
Department Totals		50.00	50.00	50.00	50.00	50.00	0.00
114 - Information Technology							
Permanent							
907	ACCOUNTANT I OR II OR III	1.00	1.00	0.00	0.00	0.00	-1.00
906	ACCOUNTANT I OR II OR III	1/2	0.00	0.00	1.00	1.00	1.00
914	ACCOUNTING TECHNICIAN	1.00	1.00	1.00	1.00	1.00	0.00
2203	ADMIN ASST SERIES	1.00	1.00	1.00	0.00	0.00	-1.00
8795	ADMIN SERVICES MANAGER	1.00	1.00	1.00	1.00	1.00	0.00
300230	BUSINESS SYSTEMS ANALYST I OR II OR III	1.00	1.00	1.00	1.00	1.00	0.00
300454	CHIEF INFORMATION SECURITY OFFICER	0.00	1.00	1.00	1.00	1.00	0.00

Personnel Information

Job Class	Job Class Name	FY 2021-22 Adopted	FY 2022-23 Adopted	FY 2023-24 Requested	FY 2023-24 Recommended	FY 2023-24 Adopted	Change from FY 2022-23 Adopted
959	COMMUNICATIONS TECHNICIAN I OR II	4.00	4.00	4.00	4.00	4.00	0.00
1989	CONFIDENTIAL COMPUTER SYST TECH AIDE OR I OR II OR III	1.00	1.00	1.00	1.00	1.00	0.00
8906	DEPARTMENTAL AUTOMA SPEC I OR II OR III	5.00	4.00	4.00	4.00	4.00	0.00
300453	DEPUTY DIRECTOR-INFORMATION TECHNOLOGY	0.00	3.00	3.00	3.00	3.00	0.00
241	DIRECTOR OF INFORMATION TECHNOLOGY	1.00	1.00	1.00	1.00	1.00	0.00
148	GEOGRAPHIC INFO SYSTEMS ANALYST I OR II OR III	1.00	1.00	1.00	2.00	2.00	1.00
8972	GEOGRAPHIC INFO SYSTEMS PROGRAM MANAGER	1.00	1.00	1.00	1.00	1.00	0.00
2252	INFORMATION TECHNOLOGY MANAGER	3.00	0.00	0.00	0.00	0.00	0.00
2270	INFORMATION TECHNOLOGY PROJECT MGR I OR II OR III	4.00	4.00	4.00	4.00	4.00	0.00
2267	INFORMATION TECHNOLOGY SUPERVISOR	9.00	7.00	7.00	7.00	7.00	0.00
300179	IT SPECIALIST I or II	3.00	4.00	4.00	4.00	4.00	0.00
2259	NETWORK ENGINEER I OR II OR III	6.00	7.00	7.00	7.00	7.00	0.00
2266	SOFTWARE ENGINEER I OR II OR III	19.00	15.00	15.00	15.00	15.00	0.00
2266	SOFTWARE ENGINEER I OR II OR III	1/2	0.50	0.50	0.50	0.50	0.00
969	SR COMMUNICATIONS TECH	1.00	1.00	1.00	1.00	1.00	0.00
1714	SR COMP SYS TECH-CONF	1.00	1.00	1.00	1.00	1.00	0.00
2260	SR NETWORK ENGINEER	2.00	2.00	2.00	2.00	2.00	0.00
2255	SR SOFTWARE ENGINEER	6.00	5.00	5.00	5.00	5.00	0.00
2256	SR SYSTEMS ADMINISTRATOR	1.00	1.00	1.00	1.00	1.00	0.00
2263	SYSTEMS ADMINISTRATOR I OR II OR III	12.00	13.00	13.00	13.00	13.00	0.00
Permanent Totals		85.50	81.50	81.50	81.50	81.50	0.00
Limited							
300230	BUSINESS SYSTEMS ANALYST I OR II OR III	0.00	0.00	1.00	1.00	1.00	1.00
2259	NETWORK ENGINEER I OR II OR III	1.00	0.00	0.00	0.00	0.00	0.00
Limited Totals		1.00	0.00	1.00	1.00	1.00	1.00
Department Totals		86.50	81.50	82.50	82.50	82.50	1.00
116 - Central Services							
Permanent							
907	ACCOUNTANT I OR II OR III	1.00	1.00	1.00	1.00	1.00	0.00
909	ACCOUNT CLERK OR SR	2.00	2.00	2.00	2.00	2.00	0.00
2203	ADMIN ASST SERIES	2.00	2.00	2.00	2.00	2.00	0.00
8795	ADMIN SERVICES MANAGER	1.00	1.00	1.00	1.00	1.00	0.00
8892	ADMIN SERVICES OFFICER I OR II	0.00	1.00	1.00	1.00	1.00	0.00
623	ASST, ASSOCIATE REAL PROPERTY AGENT	3.00	3.00	3.00	3.00	3.00	0.00
2182	BUYER I OR II	3.00	3.00	3.00	3.00	3.00	0.00
281	CENTRAL SERVICES DIRECTOR	1.00	1.00	1.00	1.00	1.00	0.00
614	PROPERTY MANAGER	1.00	1.00	1.00	1.00	1.00	0.00
2183	SR BUYER	1.00	1.00	1.00	1.00	1.00	0.00
928	SUPV ADMIN CLERK II	1.00	0.00	0.00	0.00	0.00	0.00
Permanent Totals		16.00	16.00	16.00	16.00	16.00	0.00
Limited							
8892	ADMIN SERVICES OFFICER I OR II	0.00	1.00	1.00	1.00	1.00	0.00
623	ASST, ASSOCIATE REAL PROPERTY AGENT	0.00	1.00	1.00	1.00	1.00	0.00
Limited Totals		0.00	2.00	2.00	2.00	2.00	0.00
Department Totals		16.00	18.00	18.00	18.00	18.00	0.00
117 - Auditor-Controller-Treasurer-Tax Collector-Public Admin							
Permanent							
911	ACCOUNT CLERK OR SR	12.00	12.00	12.00	12.00	12.00	0.00
909	ACCOUNT CLERK OR SR	1/2	1.00	0.50	0.00	0.00	-0.50
914	ACCOUNTING TECHNICIAN	7.00	7.00	7.00	7.00	7.00	0.00
913	ACCOUNTING TECH OR ACCOUNTING TECHNICIAN-CONF	2.00	2.00	2.00	1.00	1.00	-1.00
2223	ADMIN ASST CONFIDENTIAL I OR II OR III	1.00	1.00	1.00	1.00	1.00	0.00
8892	ADMIN SERVICES OFFICER I OR II	1.00	1.00	1.00	0.00	0.00	-1.00
900	ASST AUDITOR-CONTROLLER	1.00	0.00	0.00	0.00	0.00	0.00
2055	AUDITOR-ANALYST TRAINEE OR I OR II OR III	15.00	15.00	15.00	15.00	15.00	0.00
109	AUDITOR-CONTRLR-TREASRER TX COLL-PUB ADM	1.00	1.00	1.00	1.00	1.00	0.00
300451	DEPUTY DIR-AUD CONT TREAS TAX PUB ADMIN	0.00	2.00	2.00	2.00	2.00	0.00
2052	DIV MGR-AUDITOR CONTROLLER	3.00	2.00	2.00	2.00	2.00	0.00
782	FINANCIAL ANALYST I OR II OR III OR PRINCIPAL	6.00	5.00	5.00	6.00	6.00	1.00
300601	PAYROLL TECHNICIAN-CONFIDENTIAL	0.00	0.00	0.00	2.00	2.00	2.00
722	PRINCIPAL AUDITOR-ANALYST	6.00	6.00	6.00	6.00	6.00	0.00
2266	SOFTWARE ENGINEER I OR II OR III	0.00	1.00	1.00	0.00	0.00	-1.00
2255	SR SOFTWARE ENGINEER	0.00	0.00	0.00	1.00	1.00	1.00
893	SUPV FINANCIAL TECHNICIAN	5.00	5.00	5.00	5.00	5.00	0.00
2263	SYSTEMS ADMINISTRATOR I OR II OR III	1.00	1.00	1.00	1.00	1.00	0.00
Permanent Totals		62.00	61.50	61.00	62.00	62.00	0.50
Department Totals		62.00	61.50	61.00	62.00	62.00	0.50

Job Class	Job Class Name	FY 2021-22 Adopted	FY 2022-23 Adopted	FY 2023-24 Requested	FY 2023-24 Recommended	FY 2023-24 Adopted	Change from FY 2022-23 Adopted
118 - Human Resources - Talent Development							
Permanent							
873	HUMAN RESOURCES ANALYST I OR II OR III	1.00	1.00	1.00	1.00	1.00	0.00
2110	HUMAN RESOURCES TECHNICIAN I OR II-CONFIDENTIAL	1.00	1.00	1.00	1.00	1.00	0.00
Permanent Totals		2.00	2.00	2.00	2.00	2.00	0.00
Department Totals		2.00	2.00	2.00	2.00	2.00	0.00
119 - Administrative Office - Communications and Outreach							
Permanent							
8886	ADMIN ANALYST I OR II OR III OR PRINCIPAL	1.00	0.00	0.00	0.00	0.00	0.00
300354	PUBLIC INFORMATION SPECIALIST III	0.00	1.00	1.00	2.00	1.00	0.00
Permanent Totals		1.00	1.00	1.00	2.00	1.00	0.00
Limited							
300354	PUBLIC INFORMATION SPECIALIST III	0.00	0.00	1.00	1.00	1.00	1.00
Limited Totals		0.00	0.00	1.00	1.00	1.00	1.00
Department Totals		1.00	1.00	2.00	3.00	2.00	1.00
131 - Grand Jury							
Permanent							
2203	ADMIN ASST SERIES	1/2	0.50	0.50	0.50	0.50	0.00
Permanent Totals		0.50	0.50	0.50	0.50	0.50	0.00
Department Totals		0.50	0.50	0.50	0.50	0.50	0.00
132 - District Attorney							
Permanent							
907	ACCOUNTANT I OR II OR III	1.00	1.00	2.00	2.00	2.00	1.00
909	ACCOUNT CLERK OR SR	1.00	1.00	1.00	1.00	1.00	0.00
914	ACCOUNTING TECHNICIAN	1.00	1.00	0.00	0.00	0.00	-1.00
2203	ADMIN ASST SERIES	4.00	4.00	4.00	4.00	4.00	0.00
2203	ADMIN ASST SERIES	1/2	0.50	0.50	0.50	0.50	0.00
8795	ADMIN SERVICES MANAGER	1.00	0.00	0.00	0.00	0.00	0.00
8892	ADMIN SERVICES OFFICER I OR II	2.00	2.00	2.00	2.00	2.00	0.00
9675	ASST CHIEF DA INVESTIGATOR	2.00	2.00	2.00	2.00	2.00	0.00
392	ASST DISTRICT ATTORNEY	1.00	1.00	1.00	1.00	1.00	0.00
300230	BUSINESS SYSTEMS ANALYST I OR II OR III	1.00	1.00	1.00	1.00	1.00	0.00
270	CHIEF DEPUTY DISTRICT ATTORNEY	3.00	3.00	3.00	3.00	3.00	0.00
9648	CHIEF DIST ATTY INVESTIGATOR	1.00	1.00	1.00	1.00	1.00	0.00
280	DEPARTMENT ADMINISTRATOR	0.00	1.00	1.00	1.00	1.00	0.00
8906	DEPARTMENTAL AUTOMA SPEC I OR II OR III	1.00	1.00	1.00	1.00	1.00	0.00
314	DEPUTY DISTRICT ATTORNEY I OR II OR III OR IV	33.00	33.00	33.00	33.00	33.00	0.00
9647	DIST ATTY INVESTIGATOR I OR II OR SR	14.00	14.00	14.00	14.00	14.00	0.00
105	DISTRICT ATTORNEY	1.00	1.00	1.00	1.00	1.00	0.00
684	DIV MGR-DISTRICT ATTORNEY	2.00	2.00	2.00	2.00	2.00	0.00
382	ECONOMIC CRIME OFFICER I OR II OR III	1.00	1.00	1.00	1.00	1.00	0.00
384	ECONOMIC CRIME TECHNICIAN I OR II	1.00	1.00	1.00	1.00	1.00	0.00
2230	LEGAL CLERK	15.00	13.00	13.00	13.00	13.00	0.00
2238	PARALEGAL	3.00	3.00	3.00	3.00	3.00	0.00
1584	PROGRAM MANAGER I OR II	1.00	1.00	1.00	1.00	1.00	0.00
1524	SOCIAL WORKER I OR II OR III OR IV	1.00	1.00	1.00	1.00	1.00	0.00
9620	SR VIC/WIT ASSISTANCE COORD	2.00	2.00	2.00	2.00	2.00	0.00
2231	SUPV LEGAL CLERK I	2.00	2.00	2.00	2.00	2.00	0.00
2232	SUPV LEGAL CLERK II	1.00	1.00	1.00	1.00	1.00	0.00
9637	VICTIM ADVOCATE I OR II OR III	7.00	7.00	7.00	7.00	7.00	0.00
9637	VICTIM ADVOCATE I OR II OR III	1/2	1.00	1.00	1.00	1.00	0.00
300401	WITNESS COORDINATOR	0.00	2.00	2.00	2.00	2.00	0.00
Permanent Totals		104.50	104.50	104.50	104.50	104.50	0.00
Limited							
2230	LEGAL CLERK	0.00	0.00	0.00	0.00	0.00	0.00
2238	PARALEGAL	1.00	1.00	1.00	1.00	1.00	0.00
9637	VICTIM ADVOCATE I OR II OR III	5.00	5.00	5.00	5.00	5.00	0.00
300401	WITNESS COORDINATOR	0.00	0.00	0.00	0.00	0.00	0.00
Limited Totals		6.00	6.00	6.00	6.00	6.00	0.00
Department Totals		110.50	110.50	110.50	110.50	110.50	0.00
134 - Child Support Services							
Permanent							
914	ACCOUNTING TECHNICIAN	3.00	3.00	3.00	3.00	3.00	0.00
2203	ADMIN ASST SERIES	0.00	5.00	4.00	3.00	3.00	-2.00
8795	ADMIN SERVICES MANAGER	1.00	1.00	1.00	1.00	1.00	0.00
394	ASST DIRECTOR-CHILD SUPPORT SERV	1.00	1.00	1.00	1.00	1.00	0.00

Personnel Information

Job Class	Job Class Name	FY 2021-22 Adopted	FY 2022-23 Adopted	FY 2023-24 Requested	FY 2023-24 Recommended	FY 2023-24 Adopted	Change from FY 2022-23 Adopted
300230	BUSINESS SYSTEMS ANALYST I OR II OR III	0.00	0.00	1.00	1.00	1.00	1.00
300207	CHILD SUPPORT ATTORNEY I OR II OR III OR IV	0.00	0.00	0.00	0.25	0.25	0.25
300207	CHILD SUPPORT ATTORNEY I OR II OR III OR IV	1/2	0.00	0.00	0.00	0.00	0.00
300207	CHILD SUPPORT ATTORNEY I OR II OR III OR IV	3/4	0.75	0.75	0.75	0.75	0.00
9682	CHILD SUPPORT SPECIALIST I OR II OR III	14.00	14.00	14.00	14.00	14.00	0.00
256	DIRECTOR OF CHILD SUPPORT SVCS	1.00	1.00	1.00	1.00	1.00	0.00
2230	LEGAL CLERK	8.00	3.00	4.00	4.00	4.00	1.00
2238	PARALEGAL	1.00	0.00	0.00	0.00	0.00	0.00
1555	SOCIAL SVCS PROGRAM REVW SPEC	2.00	2.00	2.00	2.00	2.00	0.00
9683	SUPV CHILD SUPPORT OFFICER	3.00	3.00	3.00	3.00	3.00	0.00
2231	SUPV LEGAL CLERK I	1.00	0.00	0.00	0.00	0.00	0.00
2263	SYSTEMS ADMINISTRATOR I OR II OR III	1.00	1.00	0.00	0.00	0.00	-1.00
Permanent Totals		36.75	34.75	34.75	34.00	34.00	-0.75
Department Totals		36.75	34.75	34.75	34.00	34.00	-0.75

136 - Sheriff-Coroner

Permanent

907	ACCOUNTANT I OR II OR III	2.00	2.00	3.00	3.00	3.00	1.00
909	ACCOUNT CLERK OR SR	1.00	1.00	1.00	1.00	1.00	0.00
914	ACCOUNTING TECHNICIAN	1.00	1.00	1.00	1.00	1.00	0.00
8795	ADMIN SERVICES MANAGER	1.00	1.00	2.00	2.00	2.00	1.00
8892	ADMIN SERVICES OFFICER I OR II	2.00	2.00	3.00	3.00	3.00	1.00
300230	BUSINESS SYSTEMS ANALYST I OR II OR III	0.00	1.00	1.00	1.00	1.00	0.00
300091	CHIEF MEDICAL OFFICER	1.00	1.00	1.00	1.00	1.00	0.00
1350	COOK I OR II OR III	7.00	7.00	7.00	7.00	7.00	0.00
300057	CORRECTIONAL TECH I OR II OR III	26.00	26.00	26.00	26.00	26.00	0.00
350	CRIME PREVENTION SPECIALIST	3.00	3.00	3.00	3.00	3.00	0.00
280	DEPARTMENT ADMINISTRATOR	1.00	1.00	1.00	1.00	1.00	0.00
8906	DEPARTMENTAL AUTOMA SPEC I OR II OR III	3.00	3.00	3.00	3.00	3.00	0.00
2010	DEPT PERSONNEL TECHNICIAN	1.00	1.00	1.00	2.00	2.00	1.00
354	FOOD SERVICE SUPV CORRECTIONS	1.00	1.00	1.00	1.00	1.00	0.00
300427	FORENSIC AUTOPSY TECHNICIAN	1/2	0.50	0.50	0.50	0.50	0.00
2595	FORENSIC PATHOLOGIST	1.00	1.00	1.00	1.00	1.00	0.00
2252	INFORMATION TECHNOLOGY MANAGER	0.00	1.00	1.00	1.00	1.00	0.00
2267	INFORMATION TECHNOLOGY SUPERVISOR	0.00	0.00	0.00	1.00	1.00	1.00
446	LABORATORY ASSISTANT I OR II	1/2	0.50	0.00	0.00	0.00	0.00
300456	LABORATORY TECHNICIAN II	1/2	0.00	0.50	0.50	0.50	0.00
2230	LEGAL CLERK	23.00	23.00	23.00	21.00	21.00	-2.00
1584	PROGRAM MANAGER I OR II	6.00	6.00	8.00	9.00	9.00	3.00
1710	RESOURCE PROTECTION SPEC I OR II OR III	0.00	0.00	3.00	3.00	3.00	3.00
336	SERGEANT	16.00	17.00	17.00	17.00	17.00	0.00
107	SHERIFF-CORONER	1.00	1.00	1.00	1.00	1.00	0.00
339	SHERIFF'S CADET/DEPUTY SHERIFF	110.00	110.00	110.00	110.00	110.00	0.00
331	SHERIFF'S CHIEF DEPUTY	2.00	2.00	2.00	2.00	2.00	0.00
2593	SHERIFF'S COMMANDER	7.00	7.00	7.00	7.00	7.00	0.00
378	SHERIFF'S CORRECTIONAL CAPTAIN	1.00	1.00	1.00	1.00	1.00	0.00
375	SHERIFF'S CORRECTIONAL DEPUTY	116.00	116.00	116.00	116.00	116.00	0.00
335	SHERIFF'S CORRECTIONAL SGT	15.00	15.00	15.00	14.00	14.00	-1.00
357	SHERIFF'S CORR. LIEUTENANT	2.00	2.00	2.00	3.00	3.00	1.00
300089	SHERIFF'S DISPATCHER I, II, III	19.00	19.00	19.00	19.00	19.00	0.00
300005	SHERIFF'S DISPATCH MANAGER	1.00	1.00	1.00	1.00	1.00	0.00
300090	SHERIFF'S DISPATCH SUPERVISOR	2.00	2.00	2.00	2.00	2.00	0.00
8973	SHERIFF'S FORENSIC LABORATORY SPECIALIST	2.00	2.00	2.00	2.00	2.00	0.00
2594	SHERIFF'S FORENSIC SPECIALIST	3.00	3.00	3.00	3.00	3.00	0.00
348	SHERIFF'S PROPERTY OFFICER	2.00	2.00	2.00	2.00	2.00	0.00
377	SHERIFF'S RECORDS MANAGER	1.00	1.00	1.00	1.00	1.00	0.00
376	SHERIFF'S SENIOR CORRECTIONAL DEPUTY	15.00	15.00	15.00	15.00	15.00	0.00
340	SHERIFF'S SENIOR DEPUTY	30.00	30.00	30.00	30.00	30.00	0.00
2266	SOFTWARE ENGINEER I OR II OR III	0.00	1.00	1.00	1.00	1.00	0.00
300180	SR IT SPECIALIST	0.00	0.00	1.00	1.00	1.00	1.00
603	SR PLANNER	0.00	0.00	1.00	1.00	1.00	1.00
2255	SR SOFTWARE ENGINEER	0.00	1.00	1.00	1.00	1.00	0.00
2256	SR SYSTEMS ADMINISTRATOR	0.00	0.00	0.00	1.00	1.00	1.00
1331	STOREKEEPER I OR II	1.00	1.00	1.00	1.00	1.00	0.00
1336	STOREKEEPER I OR II	1/2	0.50	0.50	0.50	0.50	0.00
300054	SUPV CORRECTIONAL TECH	2.00	2.00	2.00	2.00	2.00	0.00
2231	SUPV LEGAL CLERK I	1.00	1.00	0.00	0.00	0.00	-1.00
2232	SUPV LEGAL CLERK II	0.00	0.00	1.00	1.00	1.00	1.00
2263	SYSTEMS ADMINISTRATOR I OR II OR III	1.00	1.00	1.00	0.00	0.00	-1.00
2254	TECHNOLOGY SUPERVISOR	1.00	0.00	0.00	0.00	0.00	0.00

Job Class	Job Class Name		FY 2021-22 Adopted	FY 2022-23 Adopted	FY 2023-24 Requested	FY 2023-24 Recommended	FY 2023-24 Adopted	Change from FY 2022-23 Adopted
2592	UNDERSHERIFF		1.00	1.00	1.00	1.00	1.00	0.00
Permanent Totals			433.50	437.50	447.50	448.50	448.50	11.00
Limited								
8892	ADMIN SERVICES OFFICER I OR II	1/2	0.00	0.00	0.00	0.00	0.00	0.00
1584	PROGRAM MANAGER I OR II		0.00	0.00	0.00	0.00	0.00	0.00
338	SHERIFF'S CADET/DEPUTY SHERIFF		1.00	1.00	1.00	1.00	1.00	0.00
375	SHERIFF'S CORRECTIONAL DEPUTY		0.00	0.00	2.00	2.00	2.00	2.00
2266	SOFTWARE ENGINEER I OR II OR III		2.00	1.00	0.00	0.00	0.00	-1.00
Limited Totals			3.00	2.00	3.00	3.00	3.00	1.00
Department Totals			436.50	439.50	450.50	451.50	451.50	12.00
137 - Health Agency - Animal Services								
Permanent								
909	ACCOUNT CLERK OR SR		1.00	1.00	1.00	1.00	1.00	0.00
2203	ADMIN ASST SERIES		4.00	4.00	4.00	4.00	4.00	0.00
8892	ADMIN SERVICES OFFICER I OR II		2.00	1.00	1.00	1.00	1.00	0.00
1420	ANIMAL CARE TECHNICIAN		2.00	4.00	4.00	7.00	7.00	3.00
1420	ANIMAL CARE TECHNICIAN	1/2	0.50	0.50	0.50	0.50	0.50	0.00
1422	ANIMAL CONTROL LEAD OFFICER		1.00	1.00	1.00	1.00	1.00	0.00
1417	ANIMAL CONTROL OFFICER		6.00	6.00	6.00	6.00	6.00	0.00
1424	ANIMAL CONTROL SUPERVISING OFFICER		1.00	1.00	1.00	1.00	1.00	0.00
1423	ANIMAL SHELTER REGISTERED VETERINARY TEC		1.00	1.00	1.00	1.00	1.00	0.00
1425	ANIMAL SHELTER SUPERVISOR		1.00	1.00	1.00	1.00	1.00	0.00
1411	ANIMAL SVCS MANAGER (NON-VET) OR (VET)		1.00	1.00	1.00	1.00	1.00	0.00
Permanent Totals			20.50	21.50	21.50	24.50	24.50	3.00
Department Totals			20.50	21.50	21.50	24.50	24.50	3.00
138 - Administrative Office - Emergency Services								
Permanent								
8885	ADMIN ANALYST AIDE		1.00	1.00	1.00	1.00	1.00	0.00
8886	ADMIN ANALYST I OR II OR III OR PRINCIPAL		1.00	1.00	1.00	1.00	1.00	0.00
680	DIV MGR-ADMINISTRATIVE OFFICE		0.00	0.00	0.00	1.00	1.00	1.00
846	EMERGENCY SERV COORD I OR II OR III		4.00	4.00	4.00	3.00	3.00	-1.00
846	EMERGENCY SERV COORD I OR II OR III	1/2	0.50	0.50	0.50	0.50	0.50	0.00
Permanent Totals			6.50	6.50	6.50	6.50	6.50	0.00
Limited								
846	EMERGENCY SERV COORD I OR II OR III		1.00	1.00	1.00	1.00	1.00	0.00
Limited Totals			1.00	1.00	1.00	1.00	1.00	0.00
Department Totals			7.50	7.50	7.50	7.50	7.50	0.00
139 - Probation								
Permanent								
909	ACCOUNT CLERK OR SR		1.00	1.00	1.00	1.00	1.00	0.00
2203	ADMIN ASST SERIES		12.00	11.00	11.00	7.00	7.00	-4.00
8892	ADMIN SERVICES OFFICER I OR II		2.00	2.00	2.00	2.00	2.00	0.00
329	ASST CHIEF PROBATION OFFICER		1.00	1.00	1.00	1.00	1.00	0.00
9783	CHIEF DEPUTY PROBATION OFFICER		4.00	4.00	4.00	4.00	4.00	0.00
213	CHIEF PROB OFFICER		1.00	1.00	1.00	1.00	1.00	0.00
3502	COLLECTIONS OFFICER I OR II		7.00	7.00	7.00	7.00	7.00	0.00
280	DEPARTMENT ADMINISTRATOR		1.00	1.00	1.00	1.00	1.00	0.00
8906	DEPARTMENTAL AUTOMA SPEC I OR II OR III		2.00	2.00	2.00	2.00	2.00	0.00
2010	DEPT PERSONNEL TECHNICIAN		2.00	2.00	2.00	2.00	2.00	0.00
321	DEPUTY PROBATION OFFICER III		11.00	12.00	12.00	14.00	14.00	2.00
324	DEPUTY PROBATION OFFICER I OR II		50.00	53.00	53.00	51.00	51.00	-2.00
371	JUVENILE SERVICES OFFICER I OR II OR III		34.00	34.00	34.00	34.00	34.00	0.00
372	JUVENILE SERVICES OFFICER I OR II OR III		6.00	6.00	6.00	6.00	6.00	0.00
2230	LEGAL CLERK		10.00	10.00	10.00	10.00	10.00	0.00
326	PROBATION ASSISTANT		0.00	0.00	0.00	3.00	3.00	3.00
1584	PROGRAM MANAGER I OR II		1.00	1.00	1.00	1.00	1.00	0.00
928	SUPV ADMIN CLERK II		1.00	1.00	1.00	1.00	1.00	0.00
3503	SUPERVISING COLLECTIONS OFFICER		0.00	0.00	0.00	0.00	0.00	0.00
373	SUPV DEPUTY PROBATION OFFICER		14.00	14.00	14.00	14.00	14.00	0.00
2232	SUPV LEGAL CLERK II		0.00	0.00	0.00	1.00	1.00	1.00
Permanent Totals			160.00	163.00	163.00	163.00	163.00	0.00
Limited								
321	DEPUTY PROBATION OFFICER III		0.00	1.00	1.00	1.00	1.00	0.00
323	DEPUTY PROBATION OFFICER I OR II		3.00	1.00	1.00	1.00	1.00	0.00
Limited Totals			3.00	2.00	2.00	2.00	2.00	0.00
Department Totals			163.00	165.00	165.00	165.00	165.00	0.00

Personnel Information

Job Class	Job Class Name	FY 2021-22 Adopted	FY 2022-23 Adopted	FY 2023-24 Requested	FY 2023-24 Recommended	FY 2023-24 Adopted	Change from FY 2022-23 Adopted
141 - Agricultural Commissioner							
Permanent							
907	ACCOUNTANT I OR II OR III	1.00	1.00	1.00	1.00	1.00	0.00
2203	ADMIN ASST SERIES	3.00	3.00	3.00	3.00	3.00	0.00
8795	ADMIN SERVICES MANAGER	1.00	1.00	1.00	1.00	1.00	0.00
201	AGR COMM/SEALER WTS & MEASURES	1.00	1.00	1.00	1.00	1.00	0.00
819	AGRICULTURAL INSPECTOR/BIOLOGIST TRAINEE OR I OR II OR III	18.00	18.00	18.00	18.00	18.00	0.00
819	AGRICULTURAL INSPECTOR/BIOLOGIST TRAINEE OR I OR II OR III	1/2 1.50	1.50	0.00	0.00	0.00	-1.50
819	AGRICULTURAL INSPECTOR/BIOLOGIST TRAINEE OR I OR II OR III	3/4 1.50	1.50	3.00	3.00	3.00	1.50
2730	AGRICULTURAL RESOURCE SPEC	1.00	1.00	1.00	1.00	1.00	0.00
2732	AGR/WEIGHTS & MEASURES TECH I OR II	7.00	7.00	7.00	7.00	7.00	0.00
2732	AGR/WEIGHTS & MEASURES TECH I OR II	1/2 0.50	0.50	0.50	0.50	0.50	0.00
2732	AGR/WEIGHTS & MEASURES TECH I OR II	3/4 0.75	0.75	0.75	0.75	0.75	0.00
300004	ASST AG COMMISSIONER/WGHTS & MSRS SLR	1.00	1.00	1.00	1.00	1.00	0.00
8906	DEPARTMENTAL AUTOMA SPEC I OR II OR III	1.00	1.00	1.00	1.00	1.00	0.00
800	DEPUTY AGRICULTURAL COMM/SEALER	4.00	4.00	4.00	4.00	4.00	0.00
148	GEOGRAPHIC INFO SYSTEMS ANALYST I OR II OR III	1.00	1.00	1.00	1.00	1.00	0.00
300429	SUPERVISING AG/WEIGHTS & MEASURES INSPEC	0.00	0.00	0.00	1.00	1.00	1.00
927	SUPV ADMIN CLERK I	1.00	1.00	1.00	1.00	1.00	0.00
825	WEIGHTS & MEASURES INSP TR OR I OR II OR III	4.00	4.00	4.00	4.00	4.00	0.00
Permanent Totals		48.25	48.25	48.25	49.25	49.25	1.00
Department Totals		48.25	48.25	48.25	49.25	49.25	1.00
142 - Planning and Building							
Permanent							
907	ACCOUNTANT I OR II OR III	3.00	3.00	4.00	4.00	4.00	1.00
914	ACCOUNTING TECHNICIAN	1.00	1.00	0.00	0.00	0.00	-1.00
2203	ADMIN ASST SERIES	7.00	6.00	6.00	6.00	6.00	0.00
8795	ADMIN SERVICES MANAGER	2.00	2.00	1.00	1.00	1.00	-1.00
8892	ADMIN SERVICES OFFICER I OR II	3.00	3.00	3.00	3.00	3.00	0.00
391	ASST DIRECTOR-PLANNING AND BLD	1.00	0.00	0.00	0.00	0.00	0.00
1606	BUILDING DIVISION SUPERVISOR	4.00	4.00	4.00	4.00	4.00	0.00
1603	BUILDING INSPECTOR I OR II OR III	7.00	7.00	7.00	7.00	7.00	0.00
1703	BUILDING PLANS EXAMINER I OR II OR III	7.00	10.00	10.00	10.00	11.00	1.00
300230	BUSINESS SYSTEMS ANALYST I OR II OR III	0.00	3.00	3.00	3.00	3.00	0.00
280	DEPARTMENT ADMINISTRATOR	1.00	1.00	1.00	1.00	1.00	0.00
8906	DEPARTMENTAL AUTOMA SPEC I OR II OR III	2.00	1.00	1.00	1.00	1.00	0.00
8980	DEPUTY DIRECTOR PLANNING AND BUILDING	0.00	2.00	2.00	2.00	2.00	0.00
237	DIRECTOR OF PLANNING/BUILDING	1.00	1.00	1.00	1.00	1.00	0.00
681	DIV MGR-BUILDING(CHF BLD OFCL)	1.00	1.00	1.00	2.00	2.00	1.00
690	DIV MGR-PLANNING	2.00	1.00	1.00	1.00	1.00	0.00
877	ENVIR COORDINATOR	1.00	1.00	1.00	1.00	1.00	0.00
8415	ENVIR HEALTH SPECIALIST I OR II OR III	1.00	1.00	1.00	1.00	1.00	0.00
2804	ENVIRONMENTAL RESOURCE SPECIALST OR PRINCIPAL E.R.S.	1.00	1.00	1.00	1.00	1.00	0.00
148	GEOGRAPHIC INFO SYSTEMS ANALYST I OR II OR III	1.00	1.00	1.00	1.00	1.00	0.00
2252	INFORMATION TECHNOLOGY MANAGER	0.00	1.00	1.00	1.00	1.00	0.00
2267	INFORMATION TECHNOLOGY SUPERVISOR	0.00	1.00	1.00	1.00	1.00	0.00
300179	IT SPECIALIST I or II	1.00	2.00	2.00	2.00	2.00	0.00
2806	LAND USE TECHNICIAN	7.00	11.00	10.00	10.00	10.00	-1.00
300351	NUCLEAR POWER PLANT DECOMMISSIONING MGR	1.00	1.00	1.00	1.00	1.00	0.00
2802	PLANNER I OR II OR III	17.00	13.00	14.00	14.00	14.00	1.00
2802	PLANNER I OR II OR III	1/2 0.00	0.50	0.50	0.50	0.50	0.00
2802	PLANNER I OR II OR III	3/4 1.50	0.00	0.00	0.00	0.00	0.00
1584	PROGRAM MANAGER I OR II	1.00	4.00	1.00	1.00	1.00	-3.00
1710	RESOURCE PROTECTION SPEC I OR II OR III	8.00	8.00	6.00	6.00	6.00	-2.00
884	SECRETARY II	2.00	3.00	3.00	3.00	3.00	0.00
2266	SOFTWARE ENGINEER I OR II OR III	0.00	3.00	2.00	2.00	2.00	-1.00
2266	SOFTWARE ENGINEER I OR II OR III	1/2 0.00	0.00	1.00	1.00	1.00	1.00
603	SR PLANNER	8.00	7.00	7.00	7.00	7.00	0.00
928	SUPV ADMIN CLERK II	3.00	3.00	3.00	3.00	3.00	0.00
1707	SUPV PLANNER	6.00	5.00	5.00	5.00	5.00	0.00
2263	SYSTEMS ADMINISTRATOR I OR II OR III	1.00	0.00	0.00	0.00	0.00	0.00
Permanent Totals		102.50	112.50	106.50	107.50	108.50	-4.00
Limited							
2804	ENVIRONMENTAL RESOURCE SPECIALST OR PRINCIPAL E.R.S.	1.00	1.00	1.00	1.00	1.00	0.00
2802	PLANNER I OR II OR III	2.00	2.00	0.00	0.00	0.00	-2.00
1584	PROGRAM MANAGER I OR II	1.00	2.00	2.00	2.00	2.00	0.00
1710	RESOURCE PROTECTION SPEC I OR II OR III	1.00	1.00	0.00	0.00	0.00	-1.00
603	SR PLANNER	1.00	1.00	1.00	1.00	1.00	0.00
1707	SUPV PLANNER	1.00	1.00	1.00	1.00	1.00	0.00

Job Class	Job Class Name	FY 2021-22 Adopted	FY 2022-23 Adopted	FY 2023-24 Requested	FY 2023-24 Recommended	FY 2023-24 Adopted	Change from FY 2022-23 Adopted
2180	UTILITY COORDINATOR	1.00	1.00	1.00	1.00	1.00	0.00
Limited Totals		8.00	9.00	6.00	6.00	6.00	-3.00
Department Totals		110.50	121.50	112.50	113.50	114.50	-7.00
160 - Health Agency - Public Health							
Permanent							
907	ACCOUNTANT I OR II OR III	7.00	6.00	7.00	7.00	7.00	1.00
909	ACCOUNT CLERK OR SR	4.00	4.00	2.00	2.00	2.00	-2.00
914	ACCOUNTING TECHNICIAN	8.00	8.00	8.00	8.00	8.00	0.00
914	ACCOUNTING TECHNICIAN	3/4	0.75	0.75	0.75	0.75	0.00
2203	ADMIN ASST SERIES	15.00	13.00	12.00	12.00	12.00	-1.00
2203	ADMIN ASST SERIES	1/2	0.50	0.50	0.50	0.50	0.00
2203	ADMIN ASST SERIES	3/4	0.75	0.75	0.75	0.75	0.00
8795	ADMIN SERVICES MANAGER	2.00	2.00	2.00	2.00	2.00	0.00
8892	ADMIN SERVICES OFFICER I OR II	14.00	16.00	21.00	21.00	21.00	5.00
300229	BUSINESS SYSTEMS ANALYST I OR II OR III	0.00	0.00	0.00	1.00	1.00	1.00
9632	COMM DISEASE INVESTIGATOR	1.00	1.00	1.00	1.00	1.00	0.00
528	CORRECTIONAL NURSE I OR II	1.00	1.00	2.00	2.00	2.00	1.00
528	CORRECTIONAL NURSE I OR II	3/4	0.75	0.75	0.00	0.00	-0.75
410	CROSS CONNECTION INSPECTOR	1.00	1.00	1.00	1.00	1.00	0.00
280	DEPARTMENT ADMINISTRATOR	1.00	1.00	1.00	1.00	1.00	0.00
8906	DEPARTMENTAL AUTOMA SPEC I OR II OR III	3.00	3.00	3.00	3.00	3.00	0.00
8906	DEPARTMENTAL AUTOMA SPEC I OR II OR III	3/4	0.75	0.75	0.75	0.75	0.00
3002	DEPUTY COUNTY HEALTH OFFICER	1.00	1.00	1.00	1.00	1.00	0.00
3005	DEPUTY DIR-HEALTH AGENCY	1.00	1.00	1.00	1.00	1.00	0.00
8954	DIV MGR-ENVIRONMENTAL HEALTH	1.00	1.00	1.00	1.00	1.00	0.00
8950	DIV MGR-HEALTH AGENCY	4.00	4.00	4.00	4.00	4.00	0.00
8955	DIV MGR- PUBLIC HEALTH NURSING SERVICES	1.00	2.00	2.00	2.00	2.00	0.00
1546	EMPLOYMENT/RESOURCE SPEC I OR II OR III	0.00	0.00	1.00	1.00	1.00	1.00
8415	ENVIR HEALTH SPECIALIST I OR II OR III	16.00	17.00	17.00	17.00	17.00	0.00
300503	ENVIRONMENTAL HEALTH TECHNICIAN	0.00	1.00	1.00	1.00	1.00	0.00
437	EPIDEMIOLOGIST	1.00	1.00	2.00	2.00	2.00	1.00
148	GEOGRAPHIC INFO SYSTEMS ANALYST I OR II OR III	3/4	0.75	0.75	0.75	0.75	0.00
3003	HEALTH AGENCY DIRECTOR	1.00	1.00	1.00	1.00	1.00	0.00
300277	HEALTH EDUCATION SPECIALIST I OR II	11.00	10.00	10.00	9.00	9.00	-1.00
562	HEALTH INFORMATION TECH I OR II OR III	1.00	2.00	3.00	3.00	3.00	1.00
2252	INFORMATION TECHNOLOGY MANAGER	0.00	1.00	1.00	1.00	1.00	0.00
2267	INFORMATION TECHNOLOGY SUPERVISOR	0.00	0.00	0.00	1.00	1.00	1.00
300177	IT TECHNICIAN	1.00	1.00	1.00	1.00	1.00	0.00
446	LABORATORY ASSISTANT I OR II	1.00	0.00	0.00	0.00	0.00	0.00
300456	LABORATORY TECHNICIAN II	0.00	1.00	1.00	1.00	1.00	0.00
457	NURSE PRACTITIONER/PHYS ASST	0.00	3.00	3.00	3.00	3.00	0.00
9432	NURSING SERIES - C. H. NURSE - SR P.H. NURSE	28.00	25.00	25.00	25.00	25.00	0.00
9432	NURSING SERIES - C. H. NURSE - SR P.H. NURSE	1/2	1.00	1.00	1.00	1.00	0.00
8966	NUTRITION SERVICES PROGRAM MANAGER	1.00	1.00	1.00	1.00	1.00	0.00
9784	ORAL HEALTH PROGRAM MANAGER	1.00	1.00	1.00	1.00	1.00	0.00
8538	PATIENT SVCS REPRESENTATIVE	2.00	2.00	2.00	2.00	2.00	0.00
575	PHYS OR OCCUPATIONAL THER AIDE	3.00	3.00	3.00	3.00	3.00	0.00
572	PHYS OR OCCUPATIONAL THER I OR II	1.00	1.00	3.00	3.00	3.00	2.00
572	PHYS OR OCCUPATIONAL THER I OR II	1/2	2.00	2.00	1.50	1.50	-0.50
572	PHYS OR OCCUPATIONAL THER I OR II	3/4	3.75	3.75	2.25	2.25	-1.50
1584	PROGRAM MANAGER I OR II	9.00	10.00	12.00	12.00	12.00	2.00
3004	PUB HEALTH ADMN/HEALTH OFFICER	1.00	1.00	1.00	1.00	1.00	0.00
424	PUBLIC HEALTH AIDE I OR II OR III	12.00	12.00	12.00	12.00	12.00	0.00
8959	PUBLIC HEALTH LABORATORY MANAGER	1.00	1.00	1.00	1.00	1.00	0.00
442	PUBLIC HEALTH MICROBIOL I OR II	4.00	4.00	4.00	4.00	4.00	0.00
441	PUBLIC HEALTH MICROBIOL I OR II	1/2	0.50	0.50	0.50	0.50	0.00
441	PUBLIC HEALTH MICROBIOL I OR II	3/4	0.75	0.75	0.75	0.75	0.00
1348	PUBLIC HEALTH NUTRITIONIST I OR II	2.00	2.00	5.00	5.00	5.00	3.00
1348	PUBLIC HEALTH NUTRITIONIST I OR II	1/2	1.00	1.00	0.00	0.00	-1.00
1348	PUBLIC HEALTH NUTRITIONIST I OR II	1/4	0.00	0.00	0.25	0.00	0.00
1348	PUBLIC HEALTH NUTRITIONIST I OR II	3/4	2.25	2.25	0.00	0.00	-2.25
300354	PUBLIC INFORMATION SPECIALIST III	0.00	1.00	1.00	1.00	1.00	0.00
884	SECRETARY II	1.00	0.00	0.00	0.00	0.00	0.00
1511	SOCIAL WORKER AIDE I OR II OR III	2.00	2.00	2.00	2.00	2.00	0.00
1519	SOCIAL WORKER I OR II OR III OR IV	1.00	1.00	1.00	2.00	2.00	1.00
1519	SOCIAL WORKER I OR II OR III OR IV	3/4	0.75	0.75	0.75	0.75	0.00
2266	SOFTWARE ENGINEER I OR II OR III	0.00	1.00	1.00	1.00	1.00	0.00
3001	SR PHYS OR OCCUPATIONAL THER	1.00	1.00	1.00	1.00	1.00	0.00
2255	SR SOFTWARE ENGINEER	0.00	1.00	1.00	2.00	2.00	1.00

Personnel Information

Job Class	Job Class Name	FY 2021-22 Adopted	FY 2022-23 Adopted	FY 2023-24 Requested	FY 2023-24 Recommended	FY 2023-24 Adopted	Change from FY 2022-23 Adopted
927	SUPV ADMIN CLERK I	1.00	1.00	1.00	1.00	1.00	0.00
8416	SUPV ENVIR HEALTH SPECIALIST	3.00	3.00	3.00	3.00	3.00	0.00
573	SUPV PHYS OR OCCUPATIONAL THER	1.00	1.00	1.00	1.00	1.00	0.00
444	SUPV PUBLIC HEALTH MICROBIOL	1.00	1.00	1.00	1.00	1.00	0.00
414	SUPV PUBLIC HEALTH NURSE	4.00	4.00	4.00	4.00	4.00	0.00
2263	SYSTEMS ADMINISTRATOR I OR II OR III	2.00	3.00	3.00	3.00	3.00	0.00
Permanent Totals		195.25	202.25	210.50	213.25	213.25	11.00
Limited							
907	ACCOUNTANT I OR II OR III	1.00	1.00	0.00	0.00	0.00	-1.00
909	ACCOUNT CLERK OR SR	1.00	1.00	1.00	1.00	1.00	0.00
914	ACCOUNTING TECHNICIAN	1.00	1.00	1.00	1.00	1.00	0.00
2203	ADMIN ASST SERIES	6.00	13.00	13.00	7.00	7.00	-6.00
8892	ADMIN SERVICES OFFICER I OR II	8.00	13.00	8.00	8.00	9.00	-4.00
300081	B.H. SPECIALIST I OR II OR III	0.00	0.00	0.00	0.00	1.00	1.00
300230	BUSINESS SYSTEMS ANALYST I OR II OR III	0.00	1.00	1.00	0.00	0.00	-1.00
9632	COMM DISEASE INVESTIGATOR	5.00	5.00	5.00	0.00	0.00	-5.00
437	EPIDEMIOLOGIST	1.00	1.00	0.00	0.00	0.00	-1.00
300277	HEALTH EDUCATION SPECIALIST I OR II	1.00	2.00	2.00	2.00	2.00	0.00
300277	HEALTH EDUCATION SPECIALIST I OR II	3/4	0.75	0.75	0.00	0.00	-0.75
2267	INFORMATION TECHNOLOGY SUPERVISOR	0.00	1.00	1.00	0.00	0.00	-1.00
300455	LABORATORY TECHNICIAN II	0.00	0.00	1.00	1.00	1.00	1.00
461	LICENSED PSYCH TECH/LV NURSE I OR II OR III	1.00	1.00	1.00	1.00	1.00	0.00
9432	NURSING SERIES - C. H. NURSE - SR P.H. NURSE	2.00	2.00	1.00	0.00	1.00	-1.00
1584	PROGRAM MANAGER I OR II	3.00	5.00	4.00	4.00	4.00	-1.00
1584	PROGRAM MANAGER I OR II	1/2	0.50	0.00	0.00	0.00	-0.50
1348	PUBLIC HEALTH NUTRITIONIST I OR II	3/4	0.75	0.00	0.00	0.00	0.00
300353	PUBLIC INFORMATION SPECIALIST III	0.00	0.00	1.00	1.00	1.00	1.00
1511	SOCIAL WORKER AIDE I OR II OR III	0.00	1.00	1.00	1.00	1.00	0.00
2255	SR SOFTWARE ENGINEER	1.00	1.00	1.00	0.00	0.00	-1.00
414	SUPV PUBLIC HEALTH NURSE	0.00	1.00	1.00	0.00	0.00	-1.00
2263	SYSTEMS ADMINISTRATOR I OR II OR III	0.00	0.00	1.00	1.00	1.00	1.00
Limited Totals		33.00	51.25	44.00	28.00	31.00	-20.25
Department Totals		228.25	253.50	254.50	241.25	244.25	-9.25

166 - Health Agency - Behavioral Health

Job Class	Job Class Name	FY 2021-22 Adopted	FY 2022-23 Adopted	FY 2023-24 Requested	FY 2023-24 Recommended	FY 2023-24 Adopted	Change from FY 2022-23 Adopted
Permanent							
907	ACCOUNTANT I OR II OR III	6.00	6.00	6.00	6.00	6.00	0.00
909	ACCOUNT CLERK OR SR	0.00	1.00	1.00	1.00	1.00	0.00
909	ACCOUNT CLERK OR SR	3/4	0.75	0.00	0.00	0.00	0.00
2203	ADMIN ASST SERIES	25.00	25.00	25.00	26.00	26.00	1.00
2203	ADMIN ASST SERIES	3/4	0.75	0.75	0.75	0.75	0.00
8795	ADMIN SERVICES MANAGER	0.00	0.00	1.00	1.00	1.00	1.00
8892	ADMIN SERVICES OFFICER I OR II	11.00	10.00	10.00	10.00	11.00	1.00
3071	BEHAVIORAL HEALTH ADMINISTRATR	1.00	1.00	1.00	1.00	1.00	0.00
300084	B.H. CLINICIAN I OR II OR III	90.00	92.00	87.00	87.00	85.00	-7.00
300084	B.H. CLINICIAN I OR II OR III	1/2	5.50	4.50	4.50	4.50	0.00
300084	B.H. CLINICIAN I OR II OR III	3/4	2.25	3.00	3.00	3.00	0.00
458	B.H. NURSE PRACTITIONER	2.00	2.00	3.00	3.00	3.00	1.00
458	B.H. NURSE PRACTITIONER	1/2	0.50	0.00	0.00	0.00	-0.50
458	B.H. NURSE PRACTITIONER	3/4	0.75	0.75	0.00	0.00	-0.75
300085	B.H. PROGRAM SUPERVISOR	19.00	21.00	24.00	24.00	24.00	3.00
300081	B.H. SPECIALIST I OR II OR III	41.00	44.00	46.00	46.00	46.00	2.00
300081	B.H. SPECIALIST I OR II OR III	1/2	0.50	0.50	1.00	1.00	0.50
300078	B.H. WORKER I OR II OR III	9.00	9.00	9.00	9.00	9.00	0.00
300078	B.H. WORKER I OR II OR III	1/2	3.50	3.50	3.00	3.00	-0.50
300229	BUSINESS SYSTEMS ANALYST I OR II OR III	0.00	0.00	1.00	1.00	1.00	1.00
300086	DIV MGR BEHAVIORAL HEALTH	5.00	6.00	6.00	6.00	6.00	0.00
562	HEALTH INFORMATION TECH I OR II OR III	15.00	15.00	16.00	16.00	16.00	1.00
461	LICENSED PSYCH TECH/LV NURSE I OR II OR III	31.00	32.00	32.00	32.00	32.00	0.00
461	LICENSED PSYCH TECH/LV NURSE I OR II OR III	1/2	4.00	4.00	3.50	3.50	-0.50
519	M.H. MEDICAL DIRECTOR	1.00	1.00	1.00	1.00	1.00	0.00
8535	M.H. MEDICAL RECORDS SUPV	1.00	1.00	1.00	1.00	1.00	0.00
8572	M.H. NURSE PRE-LICENSED OR TRAINEE OR I OR II OR III	5.00	5.00	4.00	4.00	4.00	-1.00
8573	M.H. NURSE PRE-LICENSED OR TRAINEE OR I OR II OR III	1/2	1.50	1.50	1.00	1.00	-0.50
8573	M.H. NURSE PRE-LICENSED OR TRAINEE OR I OR II OR III	3/4	0.00	0.00	1.50	1.50	1.50
1584	PROGRAM MANAGER I OR II	1.00	3.00	5.00	5.00	6.00	3.00
300354	PUBLIC INFORMATION SPECIALIST III	0.00	1.00	2.00	2.00	2.00	1.00
884	SECRETARY II	1.00	1.00	1.00	1.00	1.00	0.00
522	STAFF PSYCHIATRIST	2.00	2.00	2.00	2.00	2.00	0.00
522	STAFF PSYCHIATRIST	1/2	2.00	2.50	2.50	2.50	0.00

Job Class	Job Class Name	FY 2021-22 Adopted	FY 2022-23 Adopted	FY 2023-24 Requested	FY 2023-24 Recommended	FY 2023-24 Adopted	Change from FY 2022-23 Adopted
Permanent Totals		288.00	299.50	304.75	305.75	305.75	6.25
Limited							
8892	ADMIN SERVICES OFFICER I OR II	0.00	1.00	1.00	1.00	2.00	1.00
300084	B.H. CLINICIAN I OR II OR III	4.00	7.00	5.00	5.00	5.00	-2.00
300084	B.H. CLINICIAN I OR II OR III	1/2 0.50	0.50	0.00	0.00	0.00	-0.50
300084	B.H. CLINICIAN I OR II OR III	3/4 0.75	0.00	0.00	0.00	0.00	0.00
300081	B.H. SPECIALIST I OR II OR III	8.00	11.00	8.00	8.00	8.00	-3.00
300081	B.H. SPECIALIST I OR II OR III	1/2 0.50	0.50	0.00	0.00	0.00	-0.50
300078	B.H. WORKER I OR II OR III	1.00	1.00	1.00	1.00	1.00	0.00
300078	B.H. WORKER I OR II OR III	1/2 0.00	0.50	0.00	0.00	0.00	-0.50
300086	DIV MGR BEHAVIORAL HEALTH	1.00	0.00	0.00	0.00	0.00	0.00
562	HEALTH INFORMATION TECH I OR II OR III	1.00	1.00	1.00	1.00	1.00	0.00
461	LICENSED PSYCH TECH/LV NURSE I OR II OR III	1.00	3.00	3.00	3.00	3.00	0.00
1584	PROGRAM MANAGER I OR II	1.00	1.00	1.00	1.00	1.00	0.00
927	SUPV ADMIN CLERK I	0.00	0.00	1.00	1.00	1.00	1.00
928	SUPV ADMIN CLERK II	0.00	1.00	0.00	0.00	0.00	-1.00
Limited Totals		18.75	27.50	21.00	21.00	22.00	-5.50
Department Totals		306.75	327.00	325.75	326.75	327.75	0.75
180 - Social Services - Administration							
Permanent							
907	ACCOUNTANT I OR II OR III	4.00	4.00	4.00	4.00	4.00	0.00
909	ACCOUNT CLERK OR SR	4.00	4.00	4.00	3.00	3.00	-1.00
914	ACCOUNTING TECHNICIAN	4.00	4.00	4.00	5.00	5.00	1.00
2203	ADMIN ASST SERIES	77.00	78.00	78.00	77.00	77.00	-1.00
8795	ADMIN SERVICES MANAGER	3.00	3.00	2.00	2.00	2.00	-1.00
300230	BUSINESS SYSTEMS ANALYST I OR II OR III	0.00	1.00	1.00	1.00	1.00	0.00
3502	COLLECTIONS OFFICER I OR II	2.00	2.00	2.00	2.00	2.00	0.00
1501	COUNTY SOCIAL SERVICES DIR	1.00	1.00	1.00	1.00	1.00	0.00
280	DEPARTMENT ADMINISTRATOR	1.00	1.00	1.00	1.00	1.00	0.00
8906	DEPARTMENTAL AUTOMA SPEC I OR II OR III	2.00	2.00	2.00	1.00	1.00	-1.00
300202	DEPUTY DIR-SOCIAL SERVICES	3.00	3.00	3.00	3.00	3.00	0.00
300576	DIV MGR-HOMELESS SERVICES	0.00	0.00	0.00	0.00	0.00	0.00
693	DIV MGR-SOCIAL SERVICES	9.00	10.00	10.00	10.00	10.00	0.00
1546	EMPLOYMENT/RESOURCE SPEC I OR II OR III	135.00	136.00	136.00	136.00	136.00	0.00
1547	EMPLOYMENT/RESOURCE SPEC IV	32.00	32.00	32.00	32.00	32.00	0.00
1550	EMPLOYMENT/SERVICES SUPERVISOR	22.00	22.00	22.00	22.00	22.00	0.00
2267	INFORMATION TECHNOLOGY SUPERVISOR	1.00	1.00	1.00	1.00	1.00	0.00
300179	IT SPECIALIST I or II	1.00	1.00	1.00	3.00	3.00	2.00
2806	LAND USE TECHNICIAN	0.00	0.00	0.00	0.00	0.00	0.00
2230	LEGAL CLERK	5.00	5.00	5.00	6.00	6.00	1.00
1560	PERSONAL CARE AIDE	6.00	7.00	7.00	7.00	7.00	0.00
1584	PROGRAM MANAGER I OR II	17.00	19.00	17.00	17.00	17.00	-2.00
884	SECRETARY II	1.00	1.00	1.00	1.00	1.00	0.00
1531	SOCIAL SVCS INVESTIGATOR	2.00	2.00	2.00	2.00	2.00	0.00
1555	SOCIAL SVCS PROGRAM REVW SPEC	43.00	44.00	43.00	43.00	43.00	-1.00
1511	SOCIAL WORKER AIDE I OR II OR III	17.00	19.00	19.00	19.00	19.00	0.00
1536	SOCIAL WORKER I OR II OR III OR IV	88.00	92.00	92.00	92.00	93.00	1.00
1519	SOCIAL WORKER I OR II OR III OR IV	1/2 0.50	0.50	0.50	0.50	0.50	0.00
1516	SOCIAL WORKER SUPERVISOR II	15.00	15.00	15.00	15.00	15.00	0.00
2266	SOFTWARE ENGINEER I OR II OR III	1.00	1.00	1.00	2.00	2.00	1.00
2255	SR SOFTWARE ENGINEER	2.00	2.00	2.00	2.00	2.00	0.00
899	SUPV ACCOUNTING TECH	2.00	2.00	2.00	2.00	2.00	0.00
928	SUPV ADMIN CLERK II	9.00	10.00	10.00	10.00	10.00	0.00
2231	SUPV LEGAL CLERK I	1.00	1.00	1.00	1.00	1.00	0.00
2232	SUPV LEGAL CLERK II	1.00	1.00	1.00	1.00	1.00	0.00
1537	SUPV SOC SVCS INVESTIGATOR	1.00	1.00	1.00	1.00	1.00	0.00
2263	SYSTEMS ADMINISTRATOR I OR II OR III	2.00	2.00	2.00	2.00	2.00	0.00
Permanent Totals		514.50	529.50	525.50	527.50	528.50	-1.00
Limited							
2203	ADMIN ASST SERIES	1.00	1.00	0.00	0.00	0.00	-1.00
2203	ADMIN ASST SERIES	3/4 0.75	0.75	0.00	0.00	0.00	-0.75
8892	ADMIN SERVICES OFFICER I OR II	1.00	2.00	0.00	0.00	0.00	-2.00
300230	BUSINESS SYSTEMS ANALYST I OR II OR III	1.00	0.00	0.00	0.00	0.00	0.00
1584	PROGRAM MANAGER I OR II	0.00	1.00	0.00	0.00	0.00	-1.00
1511	SOCIAL WORKER AIDE I OR II OR III	1.00	1.00	1.00	1.00	1.00	0.00
Limited Totals		4.75	5.75	1.00	1.00	1.00	-4.75
Department Totals		519.25	535.25	526.50	528.50	529.50	-5.75
184 - Sheriff-Coroner - Law Enforcement Health Care							

Personnel Information

Job Class	Job Class Name	FY 2021-22 Adopted	FY 2022-23 Adopted	FY 2023-24 Requested	FY 2023-24 Recommended	FY 2023-24 Adopted	Change from FY 2022-23 Adopted
Permanent							
907	ACCOUNTANT I OR II OR III	1.00	1.00	0.00	0.00	0.00	-1.00
1584	PROGRAM MANAGER I OR II	1.00	1.00	0.00	0.00	0.00	-1.00
Permanent Totals		2.00	2.00	0.00	0.00	0.00	-2.00
Department Totals		2.00	2.00	0.00	0.00	0.00	-2.00
186 - Veterans Services							
Permanent							
2203	ADMIN ASST SERIES	2.00	2.00	2.00	2.00	2.00	0.00
8892	ADMIN SERVICES OFFICER I OR II	1.00	1.00	1.00	1.00	1.00	0.00
252	VETERANS' SERVICE OFFICER	1.00	1.00	1.00	1.00	1.00	0.00
868	VETERANS' SERVICES REPRESENTATIVE I OR II OR III	3.00	3.00	3.00	3.00	3.00	0.00
Permanent Totals		7.00	7.00	7.00	7.00	7.00	0.00
Limited							
866	VETERANS' SERVICES REPRESENTATIVE I OR II OR III	1.00	1.00	2.00	2.00	2.00	1.00
Limited Totals		1.00	1.00	2.00	2.00	2.00	1.00
Department Totals		8.00	8.00	9.00	9.00	9.00	1.00
205 - Groundwater Sustainability							
Permanent							
300452	GROUNDWATER SUSTAINABILITY DIRECTOR	0.00	1.00	1.00	1.00	1.00	0.00
Permanent Totals		0.00	1.00	1.00	1.00	1.00	0.00
Department Totals		0.00	1.00	1.00	1.00	1.00	0.00
215 - UC Cooperative Extension							
Permanent							
813	4-H PROGRAM ASSISTANT	1.00	1.00	1.00	1.00	1.00	0.00
813	4-H PROGRAM ASSISTANT	1/2	0.50	0.50	0.50	0.50	0.00
2203	ADMIN ASST SERIES	1.00	1.00	1.00	1.00	1.00	0.00
8892	ADMIN SERVICES OFFICER I OR II	1.00	1.00	1.00	1.00	1.00	0.00
2732	AGR/WEIGHTS & MEASURES TECH I OR II	1.00	1.00	1.00	1.00	1.00	0.00
300277	HEALTH EDUCATION SPECIALIST I OR II	1.00	1.00	1.00	1.00	1.00	0.00
Permanent Totals		5.50	5.50	5.50	5.50	5.50	0.00
Department Totals		5.50	5.50	5.50	5.50	5.50	0.00
222 - Parks and Recreation - Community Parks							
Permanent							
907	ACCOUNTANT I OR II OR III	1.00	1.00	1.00	1.00	1.00	0.00
914	ACCOUNTING TECHNICIAN	1.00	1.00	1.00	1.00	1.00	0.00
2203	ADMIN ASST SERIES	1.00	1.00	1.00	1.00	1.00	0.00
8795	ADMIN SERVICES MANAGER	1.00	1.00	1.00	1.00	1.00	0.00
242	DIRECTOR OF PARKS AND RECREATION	1.00	1.00	1.00	1.00	1.00	0.00
1203	PARK OPERATIONS COORDINATOR	1.00	1.00	1.00	1.00	1.00	0.00
1223	PARK RANGER AIDE OR I OR II OR III	9.00	9.00	9.00	9.00	9.00	0.00
1210	PARK RANGER SPECIALIST	3.00	3.00	3.00	3.00	3.00	0.00
1251	PARKS SUPERINTENDENT	1.00	1.00	1.00	1.00	1.00	0.00
2802	PLANNER I OR II OR III	1.00	1.00	1.00	1.00	1.00	0.00
884	SECRETARY II	1.00	1.00	1.00	1.00	1.00	0.00
603	SR PLANNER	1.00	1.00	1.00	1.00	1.00	0.00
1204	SUPV PARK RANGER	2.00	2.00	2.00	2.00	2.00	0.00
Permanent Totals		24.00	24.00	24.00	24.00	24.00	0.00
Department Totals		24.00	24.00	24.00	24.00	24.00	0.00
290 - Social Services - Homeless and Affordable Housing							
Permanent							
906	ACCOUNTANT I OR II OR III	0.00	0.00	1.00	1.00	1.00	1.00
914	ACCOUNTING TECHNICIAN	0.00	0.00	1.00	1.00	1.00	1.00
2203	ADMIN ASST SERIES	0.00	0.00	2.00	2.00	2.00	2.00
8795	ADMIN SERVICES MANAGER	0.00	0.00	3.00	3.00	3.00	3.00
300230	BUSINESS SYSTEMS ANALYST I OR II OR III	0.00	0.00	1.00	1.00	1.00	1.00
300576	DIV MGR-HOMELESS SERVICES	0.00	0.00	1.00	1.00	1.00	1.00
2806	LAND USE TECHNICIAN	0.00	0.00	1.00	1.00	1.00	1.00
1584	PROGRAM MANAGER I OR II	0.00	0.00	6.00	7.00	7.00	7.00
1555	SOCIAL SVCS PROGRAM REVW SPEC	0.00	0.00	2.00	2.00	2.00	2.00
Permanent Totals		0.00	0.00	18.00	19.00	19.00	19.00
Limited							
2203	ADMIN ASST SERIES	0.00	0.00	0.00	1.00	1.00	1.00
8892	ADMIN SERVICES OFFICER I OR II	0.00	0.00	0.00	2.00	2.00	2.00
1584	PROGRAM MANAGER I OR II	0.00	0.00	2.00	1.00	1.00	1.00
Limited Totals		0.00	0.00	2.00	4.00	4.00	4.00

Job Class	Job Class Name	FY 2021-22 Adopted	FY 2022-23 Adopted	FY 2023-24 Requested	FY 2023-24 Recommended	FY 2023-24 Adopted	Change from FY 2022-23 Adopted
Department Totals		0.00	0.00	20.00	23.00	23.00	23.00
305 - Parks and Recreation - Regional Parks							
Permanent							
2203	ADMIN ASST SERIES	1.00	1.00	1.00	1.00	1.00	0.00
395	ASST DIRECTOR PARKS & RECREATION	1.00	1.00	1.00	1.00	1.00	0.00
1223	PARK RANGER AIDE OR I OR II OR III	20.00	20.00	20.00	20.00	20.00	0.00
1251	PARKS SUPERINTENDENT	1.00	1.00	1.00	1.00	1.00	0.00
1204	SUPV PARK RANGER	2.00	2.00	2.00	2.00	2.00	0.00
Permanent Totals		25.00	25.00	25.00	25.00	25.00	0.00
Department Totals		25.00	25.00	25.00	25.00	25.00	0.00
375 - Health Agency - Driving Under the Influence							
Permanent							
2203	ADMIN ASST SERIES	2.00	2.00	2.00	2.00	2.00	0.00
300085	B.H. PROGRAM SUPERVISOR	1.00	1.00	1.00	0.00	0.00	-1.00
300085	B.H. PROGRAM SUPERVISOR	3/4	0.00	0.00	0.75	0.75	0.75
300081	B.H. SPECIALIST I OR II OR III	6.00	6.00	6.00	5.00	5.00	-1.00
562	HEALTH INFORMATION TECH I OR II OR III	1.00	1.00	1.00	1.00	1.00	0.00
Permanent Totals		10.00	10.00	10.00	8.75	8.75	-1.25
Limited							
300081	B.H. SPECIALIST I OR II OR III	1/2	0.50	0.50	0.00	0.00	-0.50
Limited Totals			0.50	0.50	0.00	0.00	-0.50
Department Totals		10.50	10.50	10.00	8.75	8.75	-1.75
377 - Library							
Permanent							
907	ACCOUNTANT I OR II OR III	1.00	1.00	1.00	1.00	1.00	0.00
909	ACCOUNT CLERK OR SR	1/2	0.50	0.50	0.50	0.50	0.00
8892	ADMIN SERVICES OFFICER I OR II	1.00	1.00	1.00	1.00	1.00	0.00
1001	ASST LIBRARY DIRECTOR	1.00	1.00	1.00	1.00	1.00	0.00
1025	COORDINATING LIBRARIAN	4.00	4.00	5.00	5.00	5.00	1.00
8906	DEPARTMENTAL AUTOMA SPEC I OR II OR III	1.00	1.00	1.00	1.00	1.00	0.00
300179	IT SPECIALIST I or II	1.00	1.00	1.00	1.00	1.00	0.00
1024	LIBRARIAN	6.00	6.00	7.00	7.00	7.00	1.00
1004	LIBRARIAN I OR II	2.00	2.00	1.00	1.00	1.00	-1.00
1013	LIBRARY ASSISTANT	1/2	0.50	0.00	0.00	0.00	0.00
1022	LIBRARY ASSOCIATE I OR II OR III	29.00	32.00	31.00	31.00	31.00	-1.00
1022	LIBRARY ASSOCIATE I OR II OR III	1/2	6.50	4.50	5.50	5.50	1.00
1022	LIBRARY ASSOCIATE I OR II OR III	3/4	0.75	0.75	0.75	0.75	0.00
1026	LIBRARY BRANCH MANAGER	4.00	4.00	4.00	4.00	4.00	0.00
210	LIBRARY DIRECTOR	1.00	1.00	1.00	1.00	1.00	0.00
1018	LIBRARY SUPPORT SERVICES MANAGER	1.00	1.00	0.00	0.00	0.00	-1.00
1584	PROGRAM MANAGER I OR II	1.00	1.00	1.00	1.00	1.00	0.00
1019	REGIONAL LIBRARIAN	3.00	3.00	3.00	3.00	3.00	0.00
1023	SENIOR LIBRARY ASSOCIATE	6.00	6.00	7.00	7.00	7.00	1.00
1023	SENIOR LIBRARY ASSOCIATE	1/2	2.00	1.50	1.00	1.00	-0.50
1023	SENIOR LIBRARY ASSOCIATE	3/4	0.75	0.75	0.75	0.75	0.00
Permanent Totals		73.00	73.00	73.50	73.50	73.50	0.50
Department Totals		73.00	73.00	73.50	73.50	73.50	0.50
405 - Public Works							
Permanent							
907	ACCOUNTANT I OR II OR III	6.00	6.00	6.00	6.00	6.00	0.00
909	ACCOUNT CLERK OR SR	4.00	4.00	4.00	4.00	4.00	0.00
914	ACCOUNTING TECHNICIAN	3.00	3.00	3.00	3.00	3.00	0.00
2203	ADMIN ASST SERIES	10.00	9.00	9.00	9.00	8.00	-1.00
8795	ADMIN SERVICES MANAGER	6.00	6.00	7.00	7.00	7.00	1.00
8795	ADMIN SERVICES MANAGER	3/4	0.75	0.75	0.00	0.00	-0.75
8892	ADMIN SERVICES OFFICER I OR II	4.00	4.00	4.00	4.00	4.00	0.00
624	ARCHITECTURAL TECHNICIAN	1.00	1.00	1.00	1.00	1.00	0.00
623	ASST, ASSOCIATE REAL PROPERTY AGENT	1.00	1.00	1.00	1.00	1.00	0.00
1353	CAPITAL PLANNING/FACILITIES MANAGER	1.00	3.00	3.00	3.00	3.00	0.00
635	CAPITAL PROJECTS INSPECTOR	2.00	2.00	2.00	2.00	2.00	0.00
2900	CHIEF WASTEWATER TRT PLANT OPER	1.00	1.00	1.00	1.00	1.00	0.00
2901	CHIEF WATER TRT PLANT OPER-GR3	1.00	1.00	1.00	1.00	1.00	0.00
2902	CHIEF WATER TRT PLANT OPER-GR4	1.00	1.00	1.00	1.00	1.00	0.00
652	CIVIL ENGINEERING TECH AIDE OR I OR II OR III	12.00	12.00	12.00	12.00	11.00	-1.00
280	DEPARTMENT ADMINISTRATOR	2.00	2.00	2.00	2.00	2.00	0.00
8906	DEPARTMENTAL AUTOMA SPEC I OR II OR III	2.00	2.00	2.00	2.00	1.00	-1.00

Personnel Information

Job Class	Job Class Name	FY 2021-22 Adopted	FY 2022-23 Adopted	FY 2023-24 Requested	FY 2023-24 Recommended	FY 2023-24 Adopted	Change from FY 2022-23 Adopted
2010	DEPT PERSONNEL TECHNICIAN	1.00	1.00	1.00	1.00	1.00	0.00
666	DEPUTY DIRECTOR-PUBLIC WORKS	3.00	3.00	3.00	3.00	3.00	0.00
245	DIRECTOR OF PUBLIC WORKS/TRANS	1.00	1.00	1.00	1.00	1.00	0.00
300052	DIVISION MANAGER - PUBLIC WORKS	7.00	8.00	8.00	8.00	8.00	0.00
664	DIV MGR-ROAD MAINTENANCE, ENGINEER V	1.00	1.00	1.00	1.00	1.00	0.00
641	ENGINEER I OR II OR III	32.00	31.00	31.00	31.00	31.00	0.00
633	ENGINEER IV	18.00	16.00	16.00	16.00	16.00	0.00
2804	ENVIRONMENTAL RESOURCE SPECIALST OR PRINCIPAL E.R.S.	2.00	2.00	2.00	2.00	3.00	1.00
300101	ENVIRONMENTAL SPECIALIST I OR II OR III	6.00	6.00	6.00	6.00	5.00	-1.00
148	GEOGRAPHIC INFO SYSTEMS ANALYST I OR II OR III	1.00	1.00	1.00	1.00	1.00	0.00
1106	GROUND RESTORATION SPECIALIST	1.00	1.00	1.00	1.00	1.00	0.00
2267	INFORMATION TECHNOLOGY SUPERVISOR	0.00	0.00	0.00	0.00	1.00	1.00
300179	IT SPECIALIST I or II	0.00	0.00	0.00	0.00	1.00	1.00
2230	LEGAL CLERK	0.00	1.00	1.00	1.00	1.00	0.00
1584	PROGRAM MANAGER I OR II	4.00	6.00	7.00	7.00	8.00	2.00
619	PROJECT MANAGER I OR II OR III	10.00	10.00	10.00	10.00	11.00	1.00
300354	PUBLIC INFORMATION SPECIALIST III	0.00	1.00	1.00	1.00	1.00	0.00
1115	PUBLIC WORKS LEADWORKER	9.00	9.00	9.00	9.00	9.00	0.00
1112	PUBLIC WORKS SECTION SUPV	3.00	3.00	3.00	3.00	3.00	0.00
1119	PUBLIC WORKS WORKER I OR II OR III	32.00	32.00	32.00	32.00	32.00	0.00
1103	PUBLIC WORKS WORKER IV	13.00	13.00	13.00	13.00	13.00	0.00
642	RIGHT-OF-WAY AGENT	1.00	1.00	1.00	1.00	1.00	0.00
2807	SAFETY COORDINATOR - PUBLIC WORKS	1.00	1.00	1.00	1.00	1.00	0.00
2266	SOFTWARE ENGINEER I OR II OR III	1.00	1.00	1.00	1.00	1.00	0.00
612	SOLID WASTE COORDINATOR I OR II OR III	0.00	1.00	0.00	0.00	0.00	-1.00
149	SR GEOGRAPHIC INFO SYSTEMS ANALYST	1.00	1.00	1.00	1.00	1.00	0.00
2255	SR SOFTWARE ENGINEER	1.00	1.00	1.00	1.00	1.00	0.00
1321	SR STOREKEEPER	1.00	1.00	1.00	1.00	1.00	0.00
9613	SR WATER SYSTEMS CHEMIST	1.00	1.00	1.00	1.00	1.00	0.00
9691	SUPERVISING WASTEWATER SYS WORKER	2.00	2.00	2.00	2.00	2.00	0.00
9625	SUPERVISING WATER SYS WORKER	3.00	3.00	3.00	3.00	3.00	0.00
928	SUPV ADMIN CLERK II	1.00	1.00	1.00	1.00	1.00	0.00
2263	SYSTEMS ADMINISTRATOR I OR II OR III	2.00	2.00	2.00	2.00	2.00	0.00
2180	UTILITY COORDINATOR	1.00	1.00	1.00	1.00	1.00	0.00
9692	WASTEWATER SYSTEMS SUPERINTENDENT	1.00	1.00	1.00	1.00	1.00	0.00
9690	WASTEWATER SYS WORKER TRAINEE OR I OR II OR III	7.00	7.00	7.00	7.00	7.00	0.00
9619	WATER QUALITY MGR	1.00	1.00	1.00	1.00	1.00	0.00
9618	WATER SYSTEMS CHEMIST I OR II	4.00	4.00	4.00	4.00	4.00	0.00
9616	WATER SYSTEMS LAB TECH I OR II	3.00	3.00	3.00	3.00	3.00	0.00
9623	WATER SYSTEMS SUPERINTENDENT	1.00	1.00	1.00	1.00	1.00	0.00
9628	WATER SYSTEMS WORKER TRAINEE OR I OR II OR III	14.00	14.00	14.00	14.00	14.00	0.00
Permanent Totals		248.75	252.75	253.00	253.00	254.00	1.25
Limited							
652	CIVIL ENGINEERING TECH AIDE OR I OR II OR III	0.00	0.00	0.00	0.00	1.00	1.00
300101	ENVIRONMENTAL SPECIALIST I OR II OR III	0.00	0.00	0.00	0.00	1.00	1.00
1584	PROGRAM MANAGER I OR II	1.00	0.00	0.00	0.00	0.00	0.00
619	PROJECT MANAGER I OR II OR III	0.00	0.00	0.00	0.00	1.00	1.00
Limited Totals		1.00	0.00	0.00	0.00	3.00	3.00
Department Totals		249.75	252.75	253.00	253.00	257.00	4.25
407 - Central Services - Fleet							
Permanent							
8892	ADMIN SERVICES OFFICER I OR II	1.00	0.00	0.00	0.00	0.00	0.00
9654	AUTO MECHANIC I OR II	4.00	4.00	4.00	4.00	4.00	0.00
1120	EQUIPMENT MECHANIC I OR II	3.00	3.00	3.00	3.00	3.00	0.00
2300	FLEET MANAGER	1.00	1.00	1.00	1.00	1.00	0.00
2303	FLEET SERVICE WRITER	1.00	1.00	1.00	1.00	1.00	0.00
2301	FLEET SHOP SUPERVISOR	1.00	1.00	1.00	1.00	1.00	0.00
2302	LEAD FLEET MECHANIC	2.00	2.00	2.00	2.00	2.00	0.00
928	SUPV ADMIN CLERK II	0.00	1.00	1.00	1.00	1.00	0.00
Permanent Totals		13.00	13.00	13.00	13.00	13.00	0.00
Department Totals		13.00	13.00	13.00	13.00	13.00	0.00
425 - Airports							
Permanent							
907	ACCOUNTANT I OR II OR III	1.00	1.00	1.00	1.00	1.00	0.00
909	ACCOUNT CLERK OR SR	1.00	1.00	1.00	1.00	1.00	0.00
914	ACCOUNTING TECHNICIAN	1.00	1.00	1.00	1.00	1.00	0.00

Job Class	Job Class Name	FY 2021-22 Adopted	FY 2022-23 Adopted	FY 2023-24 Requested	FY 2023-24 Recommended	FY 2023-24 Adopted	Change from FY 2022-23 Adopted
2203	ADMIN ASST SERIES	0.00	2.00	2.00	2.00	2.00	0.00
8892	ADMIN SERVICES OFFICER I OR II	1.00	1.00	1.00	1.00	1.00	0.00
1403	AIRPORT OPERATIONS SUPERVISOR	1.00	1.00	1.00	1.00	1.00	0.00
1406	AIRPORTS MAINTENANCE WORKER	6.00	6.00	6.00	6.00	6.00	0.00
1402	AIRPORTS OPERATION SPECIALIST	2.00	2.00	2.00	2.00	2.00	0.00
300251	AIRPORT TERMINAL SERVICES WORKER	4.00	4.00	6.00	6.00	6.00	2.00
1401	ASST AIRPORTS MANAGER	2.00	2.00	2.00	2.00	2.00	0.00
623	ASST, ASSOCIATE REAL PROPERTY AGENT	1.00	0.00	0.00	0.00	0.00	0.00
239	DIRECTOR OF AIRPORTS	1.00	1.00	1.00	1.00	1.00	0.00
614	PROPERTY MANAGER	0.00	1.00	1.00	1.00	1.00	0.00
Permanent Totals		21.00	23.00	25.00	25.00	25.00	2.00
Department Totals		21.00	23.00	25.00	25.00	25.00	2.00
427 - Parks and Recreation - Golf Courses							
Permanent							
1120	EQUIPMENT MECHANIC I OR II	2.00	2.00	2.00	2.00	2.00	0.00
1212	GOLF COURSE SUPERINTENDENT	1.00	1.00	1.00	1.00	1.00	0.00
1217	GOLF COURSE SUPERVISOR	1.00	2.00	2.00	2.00	2.00	0.00
1245	GREENSKEEPER AIDE OR I OR II OR III	7.00	7.00	7.00	7.00	7.00	0.00
1223	PARK RANGER AIDE OR I OR II OR III	2.00	1.00	1.00	1.00	1.00	0.00
Permanent Totals		13.00	13.00	13.00	13.00	13.00	0.00
Limited							
1242	GREENSKEEPER AIDE OR I OR II OR III	0.00	0.00	1.00	1.00	1.00	1.00
1223	PARK RANGER AIDE OR I OR II OR III	0.00	0.00	1.00	1.00	1.00	1.00
Limited Totals		0.00	0.00	2.00	2.00	2.00	2.00
Department Totals		13.00	13.00	15.00	15.00	15.00	2.00
County Totals							
Permanent Totals		2763.50	2816.00	2847.75	2861.50	2864.50	48.50
Limited Totals		83.75	116.00	101.00	87.00	94.00	-22.00
Department Totals		2847.25	2932.00	2948.75	2948.50	2958.50	26.50

Major County Paid Employee Benefits

COUNTY OFFICERS AND DEPARTMENT HEADS FY 2023-24 SALARY SCHEDULE

Elected Officials	Annual Salary
Supervisor	\$ 90,418
Assessor	204,776
Auditor-Controller-Treasurer-Tax Collector-Public Administrator	231,379
County Clerk-Recorder	167,294
District Attorney	267,925
Sheriff-Coroner	255,882

Appointed Department Heads	Annual Salary	
	Minimum	- Maximum
Ag Commissioner/Sealer of Weights & Measures	\$ 145,517	- 185,723
Central Services Director	119,205	- 152,152
Director of Parks and Recreation	128,211	- 163,654
Director of Information Technology	186,680	- 238,285
Director of Airports	143,333	- 182,957
Chief Probation Officer	164,424	- 209,851
County Administrative Officer	235,934	- 301,122
County Counsel	214,011	- 273,125
County Social Services Director	185,328	- 236,558
Director of Child Support Services	156,062	- 199,181
Director of Planning/Building	173,742	- 221,790
Director of Public Works and Transportation	177,154	- 226,117
Health Agency Director	197,059	- 251,493
Human Resources Director	165,818	- 211,682
Library Director	148,595	- 189,654
Veterans Service Officer	92,789	- 118,414

*These salaries, and the salary schedule on the following pages, are the FY 2022-23 rates known as of February 2023. Actual rates may change during FY 2023-24. For the most current salary information, contact the County Human Resources Department.

MAJOR COUNTY PAID EMPLOYEE BENEFITS FOR FISCAL YEAR 2023-24

1. Retirement. The County operates its own independent retirement plan. Participation in the plan is mandatory for all employees except elected officials. The County sold Pension Obligation Bonds (POBs) during FY 2004-05. The County's share of the budgeted retirement contribution based upon salaries for FY 2022-23 are shown below. Additionally, the County pays for the costs associated with the unfunded liability related to retiree healthcare costs. This latter cost is commonly referred to as Other Post Employment Benefits (OPEB). This is funded at a flat rate of \$950 a year per employee and is in addition to the numbers noted in the following table.

Employee Group	Tier 1 and Tier 2 Retirement			Tier 3 Retirement		
	County 2022- 2023	POBs 2022-23	Total	County 2022-23	POBs 2022-23	Total
Elected Officials	31.14 %	6.00 %	37.14 %	32.11 %	6.00 %	38.11 %
Deputy County Counsel Attorneys	31.88	6.00	37.88	31.39	6.00	37.39
Deputy District Attorneys	30.49	6.00	36.49	30.00	6.00	36.00
Management and Confidential Public Services, Clerical and Supervisory	31.14	6.00	37.14	32.11	6.00	38.11
Trades, Crafts and Services	29.83	6.00	35.83	29.34	6.00	35.34
Probation Management	30.40	6.00	36.40	29.91	6.00	35.91
Probation Officers/Supervisors	31.51	6.00	37.51	32.47	6.00	38.47
Law Enforcement Safety Management	30.61	6.00	36.61	30.11	6.00	36.11
Law Enforcement Safety (Patrol)	46.02	6.00	52.02	45.41	6.00	51.41
Law Enforcement Safety (Corrections)	50.30	6.00	56.30	49.69	6.00	55.69
Law Enforcement Non-safety	51.22	6.00	57.22	50.61	6.00	56.61
District Attorney Investigators	32.32	6.00	38.32	31.83	6.00	37.83
	45.32	6.00	51.32	44.71	6.00	50.71

Additionally, the County pays a portion of the employee's retirement contribution (Employer Paid Member Contribution, or "EPMC") for Tier 1 and 2:

Employee Group	2022-23
Elected Officials	13.55 %
Attorneys	9.29
Management and Confidential Public Services, Clerical and Supervisory	9.29
Trades, Crafts and Services	8.75
Probation Management	10.38
Probation Officers/Supervisors	9.29
Law Enforcement, Safety	5.75
Law Enforcement Non-Safety	7.00
District Attorney Investigators	4.20
	7.20

2. Workers' Compensation. The County's Workers' Compensation program is self-insured. Workers' Compensation is charged to departments to maintain adequate reserves and is based upon job classification and departmental experience. The following rates will become effective for FY 2023-24 based on \$100.00 of payroll for each department:

RISK EXPOSURE:

Code	Classification	Exposure Rate
2	Police	\$ 1.83
3	Clerical	.15
5	Institutional	.89
7	County-Other	.61
8	County-Manual	5.67
9	Roads	.1.23

LOSS EXPOSURE:

Department	Experience Factor	Department	Experience Factor
Administrative Office	1.00	Agricultural Comm.	1.70
Auditor-Controller/Treas- Tax Collector	1.05	Planning & Building	5.55
Assessor	1.77	Animal Services	3.26
County Counsel	1.00	Public Works	2.81
Human Resources	1.05	Public Health	2.66
Fleet	1.24	Facilities Mgmt	1.35
Central Services	2.57	Behavioral Health	2.76
Information Technology	1.20	Driving Under the Influence	13.79
Clerk-Recorder	1.00	Social Services	2.61
Board of Supervisors	1.00	Veterans Services	2.70
District Attorney	3.23	Library	3.83
Child Support Services	5.72	UC Cooperative Extension	1.00
Victim Witness	1.00	Sheriff-Coroner	5.26
Probation	2.99	Regional Parks	1.39
Law Enforcement Med	110.75	Community Parks	1.01
Airport	2.34	Golf	1.03
Emergency Services	1.00	Communication & Outreach	1.00
Grand Jury	1.00	Law Library	1.00
		Talent Development	1.00

3. Social Security. The County contribution to Social Security for the 2023 calendar year is 6.20% of wages up to \$160,200. The County also matches the employee's contribution to Medicare. The 2023 calendar year Medicare rate is 1.45% of total wages (no maximum).
4. Disability Insurance. The County provides long-term disability insurance for employees in Bargaining Units (BU) 04 Deputy District Attorneys, 06 District Attorney Investigators' Unit, 07 Operations/Staff Management, 08 General Management, 09 Appointed Department Heads, 10 Elected Department Heads, 11 Confidential, 12 Deputy County Counsel Attorneys, 15 Sheriff's Management, 16 General Management Law Enforcement and 17 Board of Supervisors. The premium rate for FY 2023-24 is .2770% of gross salary to a maximum monthly gross of \$10,000.
5. Unemployment. The County's unemployment insurance program is self-insured and is funded by charging departments to maintain adequate reserves. The rate for FY 2023-2024 is .20% of gross salary.
6. Life Insurance. The County provides \$30,000 of term life insurance coverage to employees in BU 04 Deputy District Attorneys, 06 District Attorney Investigators' Unit, 07 Operations/Staff Management, 11 Confidential, 12 Deputy County Counsel Attorneys, 15 Sheriff's Management at a cost of \$3.75 per month. Employees in BUs 08 General Management, 09 Appointed Department Heads, 10 Elected Department Heads, 16 General Management Law Enforcement and 17 Board of Supervisors receive \$50,000 of coverage at a cost of \$6.25 per employee per month.
7. Medical, Vision and Dental Insurance. The County offers medical insurance coverage through PRISM Health. Additionally, we offer two dental plans and a vision plan. County contributions for the 2023 Calendar Year to the medical, dental and vision plans are as follows:

BU	Bargaining Unit Name		EE + 2 Cafeteria Contribution
02	SLOCEA	Trades, Crafts, & Services	\$1,475.00
01, 05, 13	SLOCEA	Public Services, Supervisory, Clerical	\$1,475.00
03, 21,22 & 14	DSA	Law Enforcement, Supervisory Law Enforcement, & Dispatchers	\$1,475.00
06	DAIA	DA Investigators	\$1,475.00
04	SLOPA	Prosecuting Attorneys	\$1,146.00
07-11	MGMT	Operations & Staff, Mgmt. Elected Officials, Conf.	\$1,475.00
17	MGMT	County Supervisors	\$1,475.00
15	SLOCSMA	Law Enforcement Operations & Staff Mgmt.	\$1,475.00
16	MGMT	Law Enforcement Mgmt.	\$1,475.00
12	DCCA	Confidential Attorneys	\$1,475.00
27	SDSA	Sworn Deputy Sheriffs Association	\$1,475.00
28	SDSA	Sworn Deputy Sheriffs Association - Supervisory	\$1,475.00
31	SLOCPPOA	Probation Officers	\$1,475.00
32	SLOCPPOA	Probation Supervisory	\$1,475.00

8. Vacation. Permanent employees who have passed probation accrue vacation time as follows:

<u>Years of Service</u>	<u>Vacation Days/Year</u>
Beginning of service to end of fourth year	10
Beginning of fifth year to end of ninth year	15
Over ten years of service	20

Employees hired in Bargaining Units 01, 02, 03, 04, 05, 06, 07, 08, 09, 11, 12, 13, 14, 16, 22, 27 and 28 may be eligible to have their vacation accrual rates adjusted based on their prior similar experience.

Employees must complete their first probationary period before taking any vacation time off. Vacation payoffs at the time of termination are limited to forty (40) days.

9. Sick Leave. Permanent employees accrue twelve (12) days sick leave for each year of service. The bargaining units and unrepresented groups can accrue sick leave up to specified maximums. Employees with more than five years of service are paid for one half of their accrued sick leave, to a maximum of 180 days, upon termination. Temporary Employees are eligible to accrue up to 24 hours per year.

New hires in Bargaining Units 01, 02, 03, 04, 05, 06, 07, 08, 09, 11, 12, 13, 14, 16, 21, 22, 27 and 28 are eligible for advanced sick leave up to 60 hours based on specific provisions outlined in their individual MOUs.

10. Holidays. Legal holidays are designated by the Board of Supervisors according to county ordinance and agreements with the unions. Permanent employees are entitled to twelve (12) paid holidays and one (1) paid personal leave day per fiscal year. Deputy District Attorneys and Deputy County Counsel Attorneys are entitled to two (2) paid personal leave days each fiscal year.

11. Compensatory Time Off. Employees may earn one and one half hours of compensatory time off (CTO) for each hour worked in lieu of being paid overtime according to the Fair Labor Standards Act (FLSA) and Memorandum of Understanding (MOU). Public Services, Clerical and Supervisory, Trades, Crafts and Services, Confidential, DA Investigators, Law Enforcement and Dispatchers may accrue up to 120 hours of CTO. Employees are paid for their accrued CTO upon termination.
12. Administrative Leave. General Management employees are allowed seven (7) days of administrative leave each fiscal year. Sheriff's Management employees are allowed nine (9) days of administrative leave each fiscal year. Attorneys are allowed four (4) days each fiscal year, Operations and Staff are allowed five (5) days each fiscal year. Confidential employees are allowed four (4) days each fiscal year. Law Enforcement General Management employees are allowed four (4) days each fiscal year. Appointed Department Heads are allowed seven (7) days each fiscal year. There is no carry-over of unused administrative leave into the next fiscal year and employees are not paid for any administrative leave balances.
13. Annual Leave. Employees who work in designated 24-hour facilities may elect to participate in the annual leave program, which allows the employees to accrue holidays and utilize them as paid time off. Employees are paid for their accrued annual leave upon termination to a maximum of twelve (12) days.

Job Class Listing by Title

Job Class	Title	Range	BU	Monthly Salary	
				Step 1	Step 5
813	4-H PROGRAM ASSISTANT	23.03	13	3,992	4,852
905	ACCOUNTANT I	28.40	07	4,923	5,983
906	ACCOUNTANT II	33.40	07	5,789	7,036
907	ACCOUNTANT III	38.44	07	6,663	8,100
911	ACCOUNT CLERK	20.26	13	3,512	4,267
914	ACCOUNTING TECHNICIAN	25.63	13	4,443	5,399
913	ACCOUNTING TECHNICIAN-CONF	25.63	11	4,443	5,399
8885	ADMIN ANALYST AIDE	29.19	01	5,060	6,150
8887	ADMIN ANALYST AIDE-CONF.	27.68	11	4,798	5,831
8884	ADMIN ANALYST I	32.31	07	5,600	6,809
8883	ADMIN ANALYST II	38.01	07	6,588	8,010
8882	ADMIN ANALYST III	43.71	07	7,576	9,211
2204	ADMINISTRATIVE ASST AIDE	16.15	13	2,799	3,404
2201	ADMINISTRATIVE ASST I	17.94	13	3,110	3,780
2221	ADMINISTRATIVE ASST I-CONF	17.94	11	3,110	3,780
2202	ADMINISTRATIVE ASST II	19.93	13	3,455	4,200
2222	ADMINISTRATIVE ASST II-CONF	19.93	11	3,455	4,200
2203	ADMINISTRATIVE ASST III	21.92	13	3,799	4,619
2223	ADMINISTRATIVE ASST III-CONF	21.92	11	3,799	4,619
8795	ADMIN SERVICES MANAGER	43.71	07	7,576	9,211
8891	ADMIN SERVICES OFFICER I	27.47	07	4,761	5,786
8892	ADMIN SERVICES OFFICER II	32.31	07	5,600	6,809
201	AGR COMM/SEALER WTS & MEASURES	69.96	09	12,126	14,740
817	AGRICULTURAL INSP/BIOLOGIST I	27.12	01	4,701	5,715
818	AGRICULTURAL INSP/BIOLOGIST II	29.95	01	5,191	6,309
819	AGRICULTURAL INSP/BIOLOGIST III	34.30	01	5,945	7,228
816	AGRICULTURAL INSP/BIOLOGIST TR	23.62	01	4,094	4,976
2730	AGRICULTURAL RESOURCE SPEC	38.79	01	6,724	8,174
2731	AGR/WEIGHTS & MEASURES TECH I	24.81	01	4,300	5,228
2732	AGR/WEIGHTS & MEASURES TECH II	27.12	01	4,701	5,715
1403	AIRPORT OPERATIONS SUPERVISOR	33.85	05	5,867	7,133
1406	AIRPORTS MAINTENANCE WORKER	26.48	02	4,590	5,578
1402	AIRPORTS OPERATION SPECIALIST	29.43	01	5,101	6,200
00300251	AIRPORT TERMINAL SERVICES WORKER	19.56	02	3,390	4,122
300251	AIRPORT TERMINAL SERVICES WORKER	22.51	02	3,902	4,742
1420	ANIMAL CARE TECHNICIAN	20.04	02	3,474	4,221
1422	ANIMAL CONTROL LEAD OFFICER	27.83	05	4,824	5,862
1417	ANIMAL CONTROL OFFICER	24.20	01	4,195	5,098
1424	ANIMAL CONTROL SUPERVISING OFFICER	32.01	05	5,548	6,743
8956	ANIMAL SHELTER COORDINATOR	21.03	01	3,645	4,430
1423	ANIMAL SHELTER REGISTERED VETERINARY TEC	23.26	01	4,032	4,900
1425	ANIMAL SHELTER SUPERVISOR	32.01	05	5,548	6,743
219	ANIMAL SVCS HUMANE EDUCATOR	21.93	01	3,801	4,621
1410	ANIMAL SVCS MANAGER (NON-VET)	52.65	07	9,126	11,092
1411	ANIMAL SVCS MANAGER (VET)	63.16	07	10,948	13,309

Personnel Information

Job Class	Title	Range	BU	Monthly Salary	
				Step 1	Step 5
711	APPRAISER I	28.54	01	4,947	6,013
709	APPRAISER II	33.59	01	5,822	7,075
707	APPRAISER III	36.93	01	6,401	7,783
718	APPRAISER TRAINEE	24.38	01	4,226	5,136
624	ARCHITECTURAL TECHNICIAN	27.96	01	4,846	5,892
941	ASSESSMENT ANALYST I	38.59	07	6,689	8,131
942	ASSESSMENT ANALYST II	42.88	07	7,433	9,032
943	ASSESSMENT ANALYST III	47.65	07	8,259	10,039
8894	ASSESSMENT ANALYST TRAINEE	22.18	01	3,845	4,671
8948	ASSESSMENT MANAGER	50.17	07	8,696	10,570
894	ASSESSMENT TECHNICIAN I	20.91	01	3,624	4,406
895	ASSESSMENT TECHNICIAN II	22.99	01	3,985	4,845
896	ASSESSMENT TECHNICIAN III	25.19	01	4,366	5,307
897	ASSESSMENT TECHNICIAN IV	26.37	01	4,571	5,555
658	ASSESSMENT TECH SUPERVISOR	30.60	05	5,304	6,448
101	ASSESSOR	98.45	10	17,065	14,043
701	ASSISTANT ASSESSOR	61.71	08	10,696	13,002
623	ASSOCIATE REAL PROPERTY AGENT	36.02	01	6,243	7,590
00300004	ASST AG COMMISSIONER/WGHTS & MSRS SLR	49.75	07	8,623	10,481
00300004	ASST AG COMMISSIONER/WGHTS & MSRS SLR	50.00	08	8,667	10,535
300004	ASST AG COMMISSIONER/WGHTS & MSRS SLR	49.75	07	8,623	10,481
300004	ASST AG COMMISSIONER/WGHTS & MSRS SLR	59.46	08	10,306	12,527
900	ASST AUDITOR-CONTROLLER	69.72	08	12,085	14,690
1699	ASST BUILDING OFFICIAL	37.23	07	6,453	7,842
329	ASST CHIEF PROBATION OFFICER	67.19	08	11,646	14,156
8958	ASST COUNTY ADMINISTRATIVE OFFICER	90.77	08	15,733	19,124
250	ASST COUNTY CLERK-RECORDER	51.03	08	8,845	10,750
303	ASST COUNTY COUNSEL	87.47	08	15,161	18,427
300428	ASST DEPUTY CLERK OF THE BOARD - CONF	27.68	11	4,798	5,831
394	ASST DIRECTOR-CHILD SUPPORT SERV	56.28	08	9,755	11,856
395	ASST DIRECTOR PARKS & RECREATION	52.40	08	9,083	11,040
391	ASST DIRECTOR-PLANNING AND BLD	66.83	08	11,584	14,080
392	ASST DISTRICT ATTORNEY	85.79	08	14,870	18,075
1001	ASST LIBRARY DIRECTOR	53.57	08	9,285	11,286
622	ASST REAL PROPERTY AGENT	31.06	01	5,384	6,543
1502	ASST SOCIAL SERVICES DIRECTOR	75.73	08	13,127	15,957
393	ASST TREAS/TAX COLL/PUB ADMIN	54.87	08	9,511	11,560
9624	ASST WATER SYS SUPERINTENDENT	44.70	05	7,748	9,419
2053	AUDITOR-ANALYST I	29.73	07	5,153	6,264
2054	AUDITOR-ANALYST II	34.98	07	6,063	7,372
2055	AUDITOR-ANALYST III	43.20	07	7,488	9,102
2056	AUDITOR-ANALYST TRAINEE	26.75	07	4,637	5,635
712	AUDITOR-APPRAISER I	28.60	07	4,957	6,027
710	AUDITOR-APPRAISER II	33.65	07	5,833	7,091
708	AUDITOR-APPRAISER III	39.60	07	6,864	8,343
109	AUDITOR-CONTRLR-TREASRER TX COLL-PUB ADM	111.24	10	19,282	14,206

Job Class	Title	Range	BU	Monthly Salary	
				Step 1	Step 5
9653	AUTO MECHANIC I	26.44	02	4,583	5,571
9654	AUTO MECHANIC II	27.81	02	4,820	5,859
3071	BEHAVIORAL HEALTH ADMINISTRATR	71.63	09	12,416	15,092
00300082	B.H. CLINICIAN I	27.27	01	4,727	5,744
00300083	B.H. CLINICIAN II	30.02	01	5,203	6,327
00300084	B.H. CLINICIAN III	33.20	01	5,755	6,994
300084	B.H. CLINICIAN III	37.55	01	6,509	7,911
458	B.H. NURSE PRACTITIONER	55.46	01	9,613	11,684
00300085	B.H. PROGRAM SUPERVISOR	36.96	05	6,406	7,788
300085	B.H. PROGRAM SUPERVISOR	41.33	05	7,164	8,708
00300079	B.H. SPECIALIST I	23.55	01	4,082	4,963
00300080	B.H. SPECIALIST II	27.27	01	4,727	5,744
00300081	B.H. SPECIALIST III	30.02	01	5,203	6,327
300081	B.H. SPECIALIST III	33.44	01	5,796	7,046
00300076	B.H. WORKER I	15.26	01	2,645	3,214
00300077	B.H. WORKER II	19.26	01	3,338	4,056
00300078	B.H. WORKER III	21.14	01	3,664	4,455
300078	B.H. WORKER III	23.68	01	4,105	4,989
265	BOARD OF CONSTRUCTION APPEALS	0.00	00	0	0
1606	BUILDING DIVISION SUPERVISOR	45.31	05	7,854	9,547
1601	BUILDING INSPECTOR I	28.77	01	4,987	6,063
1602	BUILDING INSPECTOR II	33.81	01	5,860	7,124
1603	BUILDING INSPECTOR III	37.18	01	6,445	7,833
300501	Building Maintenance Manager	45.21	07	7,836	9,525
1301	BUILDING MAINT SUPT	39.35	07	6,821	8,292
1701	BUILDING PLANS EXAMINER I	36.73	01	6,367	7,741
1702	BUILDING PLANS EXAMINER II	38.75	01	6,717	8,164
1703	BUILDING PLANS EXAMINER III	41.89	01	7,261	8,824
300228	BUSINESS SYSTEMS ANALYST I	34.12	07	5,914	7,190
300229	BUSINESS SYSTEMS ANALYST II	41.94	07	7,270	8,837
300230	BUSINESS SYSTEMS ANALYST III	46.61	07	8,079	9,821
2181	BUYER I	25.08	01	4,347	5,283
2182	BUYER II	29.48	01	5,110	6,212
341	CAL ID PROGRAM COORDINATOR	42.23	07	7,320	8,897
1353	CAPITAL PLANNING/FACILITIES MANAGER	49.70	07	8,615	10,473
635	CAPITAL PROJECTS INSPECTOR	38.75	01	6,717	8,164
281	CENTRAL SERVICES DIRECTOR	57.31	09	9,934	12,076
802	CHIEF DEPUTY-AGR COMMISSIONER	55.95	08	9,698	11,788
310	CHIEF DEPUTY COUNTY COUNSEL	78.71	07	13,643	16,585
270	CHIEF DEPUTY DISTRICT ATTORNEY	77.20	07	13,381	16,266
9783	CHIEF DEPUTY PROBATION OFFICER	60.01	08	10,402	12,643
9648	CHIEF DIST ATTY INVESTIGATOR	70.82	07	12,275	14,921
300454	CHIEF INFORMATION SECURITY OFFICER	61.96	07	10,740	13,055
300454	CHIEF INFORMATION SECURITY OFFICER	64.60	08	11,197	13,610
213	CHIEF PROB OFFICER	79.05	09	13,702	16,656
2900	CHIEF WASTEWATER TRT PLANT OPER	45.85	05	7,947	9,660

Job Class	Title	Range	BU	Monthly Salary	
				Step 1	Step 5
2901	CHIEF WATER TRT PLANT OPER-GR3	40.13	05	6,956	8,455
2902	CHIEF WATER TRT PLANT OPER-GR4	45.85	05	7,947	9,660
00300204	CHILD SUPPORT ATTORNEY I	35.32	07	6,122	7,441
00300205	CHILD SUPPORT ATTORNEY II	40.89	07	7,088	8,615
00300206	CHILD SUPPORT ATTORNEY III	47.31	07	8,200	9,968
00300207	CHILD SUPPORT ATTORNEY IV	59.20	07	10,261	12,473
300207	CHILD SUPPORT ATTORNEY IV	65.77	07	11,400	13,858
2903	CIVIL ENGINEERING TECH AIDE	25.01	01	4,335	5,269
648	CIVIL ENGINEERING TECH I	31.15	01	5,399	6,564
650	CIVIL ENGINEERING TECH II	35.68	01	6,185	7,517
652	CIVIL ENGINEERING TECH III	40.92	01	7,093	8,623
2552	CLERK-RECORDER ASSISTANT II	23.12	13	4,007	4,871
2553	CLERK-RECORDER ASSISTANT III	25.42	13	4,406	5,354
2554	CLERK-RECORDER ASSISTANT IV	27.99	05	4,852	5,897
552	CLINICAL LAB TECHNOLOGIST	26.77	01	4,640	5,642
3501	COLLECTIONS OFFICER I	25.49	01	4,418	5,372
3502	COLLECTIONS OFFICER II	28.19	01	4,886	5,938
9632	COMM DISEASE INVESTIGATOR	25.87	01	4,484	5,451
260	COMMISSIONER-CIVIL SERV	0.00	00	0	0
9679	COMMUNICATIONS AIDE	19.39	01	3,361	4,085
9677	COMMUNICATIONS MANAGER	47.43	07	8,221	9,993
959	COMMUNICATIONS TECHNICIAN I	30.21	01	5,236	6,367
958	COMMUNICATIONS TECHNICIAN II	33.96	01	5,886	7,155
420	COMMUNITY HEALTH NURSE	32.56	01	5,644	6,862
9420	COMMUNITY HEALTH NURSE I	36.18	01	6,271	7,621
9421	COMMUNITY HEALTH NURSE II	39.78	01	6,895	8,381
427	COMMUNITY SERVICE AIDE	14.21	01	2,463	2,993
8967	COMPUTER SYST TECH AIDE	18.88	01	3,273	3,976
970	COMPUTER SYST TECH AIDE-CONF	19.39	11	3,361	4,085
8968	COMPUTER SYST TECH I	22.60	01	3,917	4,763
987	COMPUTER SYST TECH I-CONF	22.82	11	3,955	4,808
8969	COMPUTER SYST TECH II	25.11	01	4,352	5,290
988	COMPUTER SYST TECH II-CONF	25.36	11	4,396	5,344
8970	COMPUTER SYST TECH III	28.92	01	5,013	6,093
1989	COMPUTER SYST TECH III-CONF	29.20	11	5,061	6,152
1341	COOK I	18.35	01	3,181	3,865
1340	COOK II	22.07	01	3,825	4,651
1350	COOK III	23.89	01	4,141	5,032
1025	COORDINATING LIBRARIAN	32.37	05	5,611	6,819
527	CORRECTIONAL NURSE I	39.04	01	6,767	8,225
528	CORRECTIONAL NURSE II	44.94	01	7,790	9,469
524	CORRECTIONAL NURSE SUPERVISOR	51.49	05	8,925	10,847
346	CORRECTIONAL TECHNICIAN	22.97	13	3,981	4,841
00300055	CORRECTIONAL TECHNICIAN I	18.94	13	3,283	3,990
300055	CORRECTIONAL TECHNICIAN I	21.09	13	3,656	4,443
00300056	CORRECTIONAL TECHNICIAN II	21.04	13	3,647	4,432

Job Class	Title	Range	BU	Monthly Salary	
				Step 1	Step 5
300056	CORRECTIONAL TECHNICIAN II	23.45	13	4,065	4,940
00300057	CORRECTIONAL TECHNICIAN III	23.15	13	4,013	4,879
300057	CORRECTIONAL TECHNICIAN III	25.78	13	4,469	5,431
205	COUNTY ADMINISTRATIVE OFFICER	113.43	09	19,661	23,899
108	COUNTY CLERK-RECORDER	80.43	10	13,941	12,210
302	COUNTY COUNSEL	102.89	09	17,834	21,677
1501	COUNTY SOCIAL SERVICES DIR	89.10	09	15,444	18,774
350	CRIME PREVENTION SPECIALIST	34.67	21	6,009	7,304
410	CROSS CONNECTION INSPECTOR	32.90	01	5,703	6,932
00300002	CUSTODIAL MANAGER	29.54	07	5,120	6,224
1335	CUSTODIAN	19.37	02	3,357	4,082
982	DATA ENTRY OPERATOR III-CONF	21.97	11	3,808	4,628
280	DEPARTMENT ADMINISTRATOR	51.84	07	8,986	10,922
8903	DEPARTMENTAL AUTOMA SPEC I	30.66	01	5,314	6,458
8904	DEPARTMENTAL AUTOMA SPEC II	37.53	01	6,505	7,907
8906	DEPARTMENTAL AUTOMA SPEC III	43.16	01	7,481	9,095
00300301	Dep Dir Clerk Recorder	53.22	08	9,225	11,211
300301	Dep Dir Clerk Recorder	54.82	08	9,502	11,549
00300302	Dep Dir Registrar	53.22	08	9,225	11,211
300302	Dep Dir Registrar	54.82	08	9,502	11,549
300426	DEPT INFORMATION TECHNOLOGY MANAGER	53.84	07	9,332	11,345
2011	DEPT PERSONNEL TECH-CONF	22.66	11	3,928	4,774
2010	DEPT PERSONNEL TECHNICIAN	24.12	13	4,181	5,084
804	DEPUTY AGRICULTURAL COMM	37.78	07	6,549	7,959
800	DEPUTY AGRICULTURAL COMM/SEALER	50.39	07	8,734	10,618
00300227temp	DEPUTY CLERK OF THE BOARD	31.60	07	5,477	6,658
300227	DEPUTY CLERK OF THE BOARD	32.96	07	5,713	6,945
00300227	DEPUTY CLERK OF THE BOARD - CONFIDENTIAL	26.93	11	4,667	5,730
313	DEPUTY COUNTY COUNSEL I	38.58	12	6,687	8,129
317	DEPUTY COUNTY COUNSEL II	44.66	12	7,741	9,407
318	DEPUTY COUNTY COUNSEL III	51.68	12	8,958	10,887
312	DEPUTY COUNTY COUNSEL IV	64.66	12	11,208	13,621
3002	DEPUTY COUNTY HEALTH OFFICER	77.49	08	13,432	16,326
300451	DEPUTY DIR AUD TREAS/TAX PUB ADMIN	67.13	08	11,636	14,144
1401	DEPUTY DIRECTOR - AIRPORTS	46.55	07	8,069	9,807
1401	DEPUTY DIRECTOR - AIRPORTS	55.12	08	9,554	11,613
300453	DEPUTY DIRECTOR-INFORMATION TECHNOLOGY	64.60	08	11,197	13,610
8980	DEPUTY DIRECTOR PLANNING AND BUILDING	62.64	08	10,858	13,198
666	DEPUTY DIRECTOR-PUBLIC WORKS	68.13	08	11,809	14,355
3005	DEPUTY DIR-HEALTH AGENCY	66.32	08	11,495	13,974
8957	DEPUTY DIR-HUMAN RESOURCES	67.76	08	11,745	14,277
00300202	DEPUTY DIR-SOCIAL SERVICES	57.84	08	10,026	12,187
300202	DEPUTY DIR-SOCIAL SERVICES	66.82	08	11,582	14,078
308	DEPUTY DISTRICT ATTORNEY I	38.33	04	6,644	8,076
309	DEPUTY DISTRICT ATTORNEY II	44.39	04	7,694	9,353
311	DEPUTY DISTRICT ATTORNEY III	51.34	04	8,899	10,818

Job Class	Title	Range	BU	Monthly Salary	
				Step 1	Step 5
314	DEPUTY DISTRICT ATTORNEY IV	64.26	04	11,138	13,537
324	DEPUTY PROBATION OFFICER I	30.74	31	5,328	6,476
323	DEPUTY PROBATION OFFICER II	34.15	31	5,919	7,195
321	DEPUTY PROBATION OFFICER III	37.37	31	6,477	7,873
338	DEPUTY SHERIFF	40.95	27	7,098	8,629
239	DIRECTOR OF AIRPORTS	68.91	09	11,944	14,520
256	DIRECTOR OF CHILD SUPPORT SVCS	75.03	09	13,005	15,808
241	DIRECTOR OF INFORMATION TECHNOLOGY	89.75	09	15,557	18,911
242	DIRECTOR OF PARKS AND RECREATION	61.64	09	10,684	12,988
237	DIRECTOR OF PLANNING/BUILDING	83.53	09	14,479	17,602
245	DIRECTOR OF PUBLIC WORKS/TRANS	85.17	09	14,763	17,945
9645	DIST ATTY INVESTIGATOR I	41.11	06	7,126	8,663
9646	DIST ATTY INVESTIGATOR II	47.02	06	8,150	9,906
9647	DIST ATTY INVESTIGATOR III	54.12	06	9,381	11,402
105	DISTRICT ATTORNEY	128.81	10	22,328	17,188
00300001	DIVISION MANAGER - PUBLIC WORKS	48.33	07	8,377	10,183
300052	DIVISION MANAGER - PUBLIC WORKS	60.10	07	10,417	12,664
00300052	DIVISION MANAGER-PUBLIC WORKS	50.03	07	8,672	10,542
680	DIV MGR-ADMINISTRATIVE OFFICE	63.05	08	10,929	13,284
2052	DIV MGR-AUDITOR CONTROLLER	57.13	08	9,903	12,038
00300086	DIV MGR BEHAVIORAL HEALTH	47.21	07	8,183	9,946
300086	DIV MGR BEHAVIORAL HEALTH	52.03	07	9,019	10,962
681	DIV MGR-BUILDING(CHF BLD OFCL)	57.03	08	9,885	12,014
684	DIV MGR-DISTRICT ATTORNEY	43.71	07	7,576	9,211
8949	DIV MGR-DRUG AND ALCOHOL SERVICES	49.59	07	8,596	10,447
8954	DIV MGR-ENVIRONMENTAL HEALTH	59.26	07	10,272	12,485
8950	DIV MGR-HEALTH AGENCY	52.03	07	9,019	10,962
300576	DIV MGR-HOMELESS SERVICES	56.37	07	9,771	11,877
8951	DIV MGR-MENTAL HEALTH SERVICES	49.59	07	8,596	10,447
690	DIV MGR-PLANNING	51.43	07	8,915	10,837
8955	DIV MGR- PUBLIC HEALTH NURSING SERVICES	58.16	07	10,081	12,255
664	DIV MGR-ROAD MAINTENANCE	50.95	07	8,831	10,736
693	DIV MGR-SOCIAL SERVICES	56.37	07	9,771	11,877
694	DIV MGR-UTILITIES	60.10	07	10,417	12,664
692	DIV MGR-WATER RESOURCES	60.10	07	10,417	12,664
2558	DIV SUPV-CLERK RECORDER	32.47	05	5,628	6,840
8610	DRUG & ALCOHOL PROGRAM SUPV	33.63	05	5,829	7,086
8620	DRUG & ALCOHOL SVCS SPEC I	22.09	01	3,829	4,654
8621	DRUG & ALCOHOL SVCS SPEC II	25.62	01	4,441	5,398
8622	DRUG & ALCOHOL SVCS SPEC III	28.21	01	4,890	5,944
8623	DRUG & ALCOHOL SVCS SPEC IV	31.14	01	5,398	6,562
8606	DRUG & ALCOHOL WORKER AIDE	15.18	01	2,631	3,200
8607	DRUG & ALCOHOL WORKER I	19.16	01	3,321	4,039
8608	DRUG & ALCOHOL WORKER II	21.03	01	3,645	4,430
380	ECONOMIC CRIME OFFICER I	25.35	01	4,394	5,342
381	ECONOMIC CRIME OFFICER II	28.19	01	4,886	5,938

Job Class	Title	Range	BU	Monthly Salary	
				Step 1	Step 5
382	ECONOMIC CRIME OFFICER III	30.33	01	5,257	6,391
383	ECONOMIC CRIME TECHNICIAN I	24.09	01	4,176	5,073
384	ECONOMIC CRIME TECHNICIAN II	26.77	01	4,640	5,642
844	EMERGENCY SERV COORD I	32.31	07	5,600	6,809
845	EMERGENCY SERV COORD II	38.01	07	6,588	8,010
846	EMERGENCY SERV COORD III	43.71	07	7,576	9,211
00300152	EMERGENCY SERVICES MANAGER	49.11	07	8,512	10,348
1544	EMPLOYMENT/RESOURCE SPEC I	22.75	01	3,943	4,793
1545	EMPLOYMENT/RESOURCE SPEC II	25.28	01	4,382	5,325
1546	EMPLOYMENT/RESOURCE SPEC III	27.80	01	4,819	5,857
1547	EMPLOYMENT/RESOURCE SPEC IV	31.98	01	5,543	6,737
1550	EMPLOYMENT/SERVICES SUPERVISOR	36.77	05	6,373	7,748
641	ENGINEER I	36.79	01	6,377	7,751
640	ENGINEER II	40.88	01	7,086	8,613
634	ENGINEER III	48.07	01	8,332	10,126
633	ENGINEER IV	55.30	05	9,585	11,651
632	ENGINEER V	50.03	07	8,672	10,542
877	ENVIR COORDINATOR	57.03	07	9,885	12,014
2904	ENVIR DIVISION MANAGER	57.03	07	9,885	12,014
8406	ENVIR HEALTH AIDE	21.04	01	3,647	4,432
8413	ENVIR HEALTH SPECIALIST I	30.40	01	5,269	6,406
8414	ENVIR HEALTH SPECIALIST II	34.82	01	6,035	7,337
8415	ENVIR HEALTH SPECIALIST III	38.25	01	6,630	8,058
00300503	ENVIRONMENTAL HEALTH TECHNICIAN	24.10	01	4,177	5,080
00300103	ENVIRONMENTAL SPECIALIST I	28.47	01	4,935	5,997
00300102	ENVIRONMENTAL SPECIALIST II	31.64	01	5,484	6,665
00300101	ENVIRONMENTAL SPECIALIST III	35.15	01	6,093	7,408
300101	ENVIRONMENTAL SPECIALIST III	38.79	01	6,724	8,174
2803	ENVIR RESOURCE SPECIALIST	38.79	01	6,724	8,174
437	EPIDEMIOLOGIST	40.03	07	6,939	8,434
1121	EQUIPMENT MECHANIC I	27.12	02	4,701	5,715
1120	EQUIPMENT MECHANIC II	29.56	02	5,124	6,228
300526	EXECUTIVE ASSISTANT TO THE BOS	25.77	11	4,467	5,429
1314	FACILITY MAINT MECHANIC I	21.98	02	3,810	4,630
1316	FACILITY MAINT MECHANIC II	23.84	02	4,132	5,021
1315	FACILITY MAINT MECHANIC III	28.61	02	4,959	6,029
9621	FAMILY SUPPORT OFFICER I	23.59	01	4,089	4,971
9622	FAMILY SUPPORT OFFICER II	25.97	01	4,501	5,470
9682	FAMILY SUPPORT OFFICER III	28.57	01	4,952	6,020
780	FINANCIAL ANALYST I	29.73	07	5,153	6,264
780.III	FINANCIAL ANALYST I	0.00	07	0	0
781	FINANCIAL ANALYST II	34.98	07	6,063	7,372
782	FINANCIAL ANALYST III	43.20	07	7,488	9,102
2300	FLEET MANAGER	48.13	07	8,343	10,142
2303	FLEET SERVICE WRITER	21.45	02	3,718	4,519
2301	FLEET SHOP SUPERVISOR	36.28	05	6,289	7,642

Personnel Information

Job Class	Title	Range	BU	Monthly Salary	
				Step 1	Step 5
354	FOOD SERVICE SUPV CORRECTIONS	29.41	05	5,098	6,195
300427	FORENSIC AUTOPSY TECHNICIAN	27.86	01	4,829	5,869
2595	FORENSIC PATHOLOGIST	128.06	07	22,197	26,979
146	GEOGRAPHIC INFO SYSTEMS ANALYST I	31.23	01	5,413	6,580
147	GEOGRAPHIC INFO SYSTEMS ANALYST II	34.71	01	6,016	7,313
148	GEOGRAPHIC INFO SYSTEMS ANALYST III	38.55	01	6,682	8,122
8972	GEOGRAPHIC INFO SYSTEMS PROGRAM MANAGER	53.84	07	9,332	11,345
1212	GOLF COURSE SUPERINTENDENT	38.74	07	6,715	8,162
1217	GOLF COURSE SUPERVISOR	34.66	05	6,008	7,303
1242	GREENSKEEPER AIDE	20.38	02	3,533	4,293
1243	GREENSKEEPER I	23.97	02	4,155	5,051
1244	GREENSKEEPER II	26.90	02	4,663	5,668
1245	GREENSKEEPER III	29.59	02	5,129	6,233
1106	GROUNDS RESTORATION SPECIALIST	29.59	02	5,129	6,233
300452	GROUNDWATER SUSTAINABILITY DIRECTOR	64.01	08	11,095	13,487
3003	HEALTH AGENCY DIRECTOR	94.74	09	16,422	19,959
221	HEALTH EDUCATION SPECIALIST	23.71	01	4,110	4,997
00300276	HEALTH EDUCATION SPECIALIST I	27.05	01	4,689	5,699
00300277	HEALTH EDUCATION SPECIALIST II	31.71	01	5,496	6,684
300277	HEALTH EDUCATION SPECIALIST II	33.31	01	5,774	7,020
560	HEALTH INFORMATION TECH I	24.12	13	4,181	5,084
561	HEALTH INFORMATION TECH II	26.53	13	4,599	5,590
562	HEALTH INFORMATION TECH III	29.19	13	5,060	6,150
874	HUMAN RESOURCES ANALYST I	32.31	07	5,600	6,809
873	HUMAN RESOURCES ANALYST II	38.01	07	6,588	8,010
864	HUMAN RESOURCES ANALYST III	43.71	07	7,576	9,211
8953	HUMAN RESOURCES DIRECTOR	79.72	09	13,818	16,799
00300203	HUMAN RESOURCES TECHNICIAN I-CONF	21.31	11	3,694	4,491
2110	HUMAN RESOURCES TECHNICIAN II-CONF	27.68	11	4,798	5,831
2111	HUMAN RSRCS ANALYST AIDE	25.07	01	4,345	5,281
2252	INFORMATION TECHNOLOGY MANAGER	59.23	07	10,267	12,480
2268	INFORMATION TECHNOLOGY PROJECT MGR I	34.12	07	5,914	7,190
2269	INFORMATION TECHNOLOGY PROJECT MGR II	41.94	07	7,270	8,837
2270	INFORMATION TECHNOLOGY PROJECT MGR III	46.61	07	8,079	9,821
00300178	INFORMATION TECHNOLOGY SPECIALIST I	26.25	01	4,550	5,531
00300182	INFORMATION TECHNOLOGY SPECIALIST I-CONF	26.25	11	4,550	5,531
00300179	INFORMATION TECHNOLOGY SPECIALIST II	30.19	01	5,233	6,361
300179	INFORMATION TECHNOLOGY SPECIALIST II	33.32	01	5,775	7,022
00300183	INFORMATION TECHNOLOGY SPECIALIST II-CONF	30.19	11	5,233	6,361
300183	INFORMATION TECHNOLOGY SPECIALIST II-CONF	33.33	11	5,777	7,023
2267	INFORMATION TECHNOLOGY SUPERVISOR	53.84	07	9,332	11,345
00300177	INFORMATION TECHNOLOGY TECHNICIAN	21.00	01	3,640	4,425
300177	INFORMATION TECHNOLOGY TECHNICIAN	23.18	01	4,018	4,885
00300181	INFORMATION TECHNOLOGY TECHNICIAN-CONF	21.00	11	3,640	4,425
370	JUVENILE SERVICES OFFICER I	26.56	31	4,604	5,595
371	JUVENILE SERVICES OFFICER II	29.24	31	5,068	6,160

Job Class	Title	Range	BU	Monthly Salary	
				Step 1	Step 5
372	JUVENILE SERVICES OFFICER III	32.19	31	5,580	6,781
447	LABORATORY ASST. I	17.66	01	3,061	3,720
446	LABORATORY ASST. II	20.12	01	3,487	4,241
300455	LABORATORY TECHNICIAN I	21.60	01	3,744	4,550
300456	LABORATORY TECHNICIAN II	24.82	01	4,302	5,229
2806	LAND USE TECHNICIAN	25.79	01	4,470	5,432
00300003	LEAD CUSTODIAN	18.03	02	3,125	3,798
2302	LEAD FLEET MECHANIC	31.63	02	5,483	6,663
8974	LEAD HEALTH EDUCATION SPECIALIST	28.79	01	4,990	6,067
2230	LEGAL CLERK	23.45	13	4,065	4,940
2235	LEGAL CLERK-CONF	23.45	11	4,065	4,940
8799	LEGISLATIVE ASSISTANT	41.24	07	7,148	8,355
1024	LIBRARIAN	26.55	01	4,602	5,593
1003	LIBRARIAN I	26.50	01	4,593	5,583
1004	LIBRARIAN II	29.39	05	5,094	6,191
1011	LIBRARIAN III	32.33	05	5,604	6,812
1013	LIBRARY ASSISTANT	23.02	01	3,990	4,850
1020	LIBRARY ASSOCIATE I	17.94	01	3,110	3,780
1021	LIBRARY ASSOCIATE II	19.94	01	3,456	4,202
1022	LIBRARY ASSOCIATE III	21.92	01	3,799	4,619
1026	LIBRARY BRANCH MANAGER	29.39	05	5,094	6,191
210	LIBRARY DIRECTOR	71.44	09	12,383	15,052
1009	LIBRARY DRIVER CLERK I	17.28	01	2,995	3,640
1010	LIBRARY DRIVER CLERK II	20.75	01	3,597	4,371
300476	LIBRARY MAINTENANCE WORKER	20.95	02	3,631	4,415
1018	LIBRARY SUPPORT SERVICES MANAGER	48.21	07	8,356	10,157
459	LICENSED PSYCH TECH/LV NURSE I	26.01	01	4,508	5,481
460	LICENSED PSYCH TECH/LV NURSE II	30.10	01	5,217	6,342
461	LICENSED PSYCH TECH/LV NURSE III	33.14	01	5,744	6,984
543	LICENSED VOCATIONAL NURSE	24.07	01	4,172	5,070
1312	LOCKSMITH I	23.84	02	4,132	5,021
1311	LOCKSMITH II	28.61	02	4,959	6,029
1307	MAINTENANCE PAINTER I	25.81	02	4,474	5,437
1308	MAINTENANCE PAINTER II	28.61	02	4,959	6,029
519	M.H. MEDICAL DIRECTOR	121.97	07	21,141	25,697
8535	M.H. MEDICAL RECORDS SUPV	32.11	05	5,566	6,767
8573	M.H. NURSE I	36.61	01	6,346	7,713
8572	M.H. NURSE II	40.66	01	7,048	8,564
8571	M.H. NURSE III	44.10	01	7,644	9,292
8570	M.H. NURSE TRAINEE	32.94	01	5,710	6,942
8568	M.H. PRE-LICENSED NURSE	31.61	01	5,479	6,659
8525	M.H. PROGRAM SUPERVISOR	36.78	05	6,375	7,750
8569	M.H. SUPERVISING NURSE	42.97	05	7,448	9,055
8529	M.H. THERAPIST I	23.43	01	4,061	4,937
8528	M.H. THERAPIST II	27.13	01	4,703	5,717
8527	M.H. THERAPIST III	29.87	01	5,177	6,294

Personnel Information

Job Class	Title	Range	BU	Monthly Salary	
				Step 1	Step 5
8526	M.H. THERAPIST IV	33.03	01	5,725	6,958
8576	M.H. WORKER AIDE	14.73	01	2,553	3,103
8575	M.H. WORKER I	18.78	01	3,255	3,959
8574	M.H. WORKER II	20.65	01	3,579	4,351
2257	NETWORK ENGINEER I	34.12	07	5,914	7,190
2258	NETWORK ENGINEER II	41.94	07	7,270	8,837
2259	NETWORK ENGINEER III	46.61	07	8,079	9,821
1711	NETWORK HARDWARE SPECIALIST I	30.39	01	5,268	6,405
1712	NETWORK HARDWARE SPECIALIST II	33.79	01	5,857	7,119
300351	NUCLEAR POWER PLANT DECOMMISSIONING MANAGER	59.50	08	10,313	12,535
457	NURSE PRACTITIONER/PHYS ASST	50.41	01	8,738	10,622
8966	NUTRITION SERVICES PROGRAM MANAGER	38.01	07	6,588	8,010
9784	ORAL HEALTH PROGRAM MANAGER	38.01	07	6,588	8,010
2238	PARALEGAL	28.37	01	4,917	5,977
968	PARK GATE ATTENDANT	10.98	00	1,903	2,316
1203	PARK OPERATIONS COORDINATOR	35.42	01	6,139	7,462
1223	PARK RANGER AIDE	20.38	02	3,533	4,293
1222	PARK RANGER I	23.97	02	4,155	5,051
1221	PARK RANGER II	26.90	02	4,663	5,668
1220	PARK RANGER III	29.59	02	5,129	6,233
1210	PARK RANGER SPECIALIST	32.56	02	5,644	6,862
1251	PARKS SUPERINTENDENT	38.74	07	6,715	8,162
8538	PATIENT SVCS REPRESENTATIVE	24.13	01	4,183	5,086
1560	PERSONAL CARE AIDE	20.93	01	3,628	4,410
575	PHYS OR OCCUPATIONAL THER AIDE	24.11	01	4,179	5,082
571	PHYS OR OCCUPATIONAL THER I	36.94	01	6,403	7,784
572	PHYS OR OCCUPATIONAL THER II	40.78	01	7,069	8,592
2800	PLANNER I	30.34	01	5,259	6,393
2801	PLANNER II	33.71	01	5,843	7,103
2802	PLANNER III	37.46	01	6,493	7,894
255	PLANNING COMMISSIONER	0.00	00	0	0
8886	PRINCIPAL ADMIN ANALYST	51.84	07	8,986	10,922
722	PRINCIPAL AUDITOR-ANALYST	49.67	07	8,609	10,466
2804	PRINCIPAL ENVIR SPECIALIST	43.71	07	7,576	9,211
770	PRINCIPAL FINANCIAL ANALYST	49.67	07	8,609	10,466
8952	PRINCIPAL HUMAN RESOURCE ANALYST	51.84	07	8,986	10,922
326	PROBATION ASSISTANT	24.61	01	4,266	5,184
1583	PROGRAM MANAGER I	34.21	07	5,930	7,209
1584	PROGRAM MANAGER II	38.01	07	6,588	8,010
613	PROJECT MANAGER I	34.94	01	6,056	7,361
615	PROJECT MANAGER II	38.83	01	6,731	8,181
619	PROJECT MANAGER III	37.85	05	6,561	7,975
619	PROJECT MANAGER III	45.68	01	7,918	9,623
614	PROPERTY MANAGER	51.36	07	8,902	10,821
587	PROPERTY TRANSFER TECH I	22.99	01	3,985	4,845
588	PROPERTY TRANSFER TECH II	25.29	01	4,384	5,327

Job Class	Title	Range	BU	Monthly Salary	
				Step 1	Step 5
589	PROPERTY TRANSFER TECH III	27.72	01	4,805	5,843
695	PROPERTY TRANSFER TECH IV	29.00	01	5,027	6,110
525	PSYCHOLOGIST	44.47	01	7,708	9,367
3004	PUB HEALTH ADMN/HEALTH OFFICER	91.18	09	15,805	19,212
422	PUBLIC HEALTH AIDE I	17.94	01	3,110	3,780
423	PUBLIC HEALTH AIDE II	19.93	01	3,455	4,200
424	PUBLIC HEALTH AIDE III	21.93	01	3,801	4,621
8959	PUBLIC HEALTH LABORATORY MANAGER	54.08	07	9,374	11,393
442	PUBLIC HEALTH MICROBIOL I	34.46	01	5,973	7,259
441	PUBLIC HEALTH MICROBIOL II	38.11	01	6,606	8,031
417	PUBLIC HEALTH NURSE	34.50	01	5,980	7,270
9430	PUBLIC HEALTH NURSE I	38.09	01	6,602	8,024
9431	PUBLIC HEALTH NURSE II	42.31	01	7,334	8,915
1347	PUBLIC HEALTH NUTRITIONIST I	31.15	01	5,399	6,564
1348	PUBLIC HEALTH NUTRITIONIST II	34.31	01	5,947	7,230
300352	PUBLIC INFORMATION SPECIALIST I	27.38	07	4,746	5,770
300353	PUBLIC INFORMATION SPECIALIST II	34.21	07	5,930	7,209
300354	PUBLIC INFORMATION SPECIALIST III	39.34	07	6,819	8,291
1115	PUBLIC WORKS LEADWORKER	29.65	02	5,139	6,247
1112	PUBLIC WORKS SECTION SUPV	34.94	05	6,056	7,361
1105	PUBLIC WORKS WORKER I	21.01	02	3,642	4,427
1117	PUBLIC WORKS WORKER II	23.34	02	4,046	4,919
1119	PUBLIC WORKS WORKER III	24.50	02	4,247	5,164
1103	PUBLIC WORKS WORKER IV	26.95	02	4,671	5,680
2184	PURCHASING MANAGER	47.04	07	8,154	9,909
1019	REGIONAL LIBRARIAN	33.30	07	5,772	7,018
00300176	REGISTERED DENTAL HYGIENIST	30.90	01	5,356	6,510
537	REGISTERED NURSE II	33.45	01	5,798	7,048
1708	RESOURCE PROTECTION SPEC I	28.35	01	4,914	5,973
1709	RESOURCE PROTECTION SPEC II	35.51	01	6,155	7,483
1710	RESOURCE PROTECTION SPEC III	39.02	01	6,763	8,221
642	RIGHT-OF-WAY AGENT	51.36	07	8,902	10,821
9657	RISK MGMT ANALYST I	32.31	07	5,600	6,809
9658	RISK MGMT ANALYST II	38.01	07	6,588	8,010
9663	RISK MGMT ANALYST III	43.71	07	7,576	9,211
2807	SAFETY COORDINATOR - PUBLIC WORKS	43.71	07	7,576	9,211
3281	SART CLINICAL COORD	35.75	01	6,197	7,533
925	SECRETARY-CONFIDENTIAL	24.12	11	4,181	5,084
883	SECRETARY I	21.93	13	3,801	4,621
886	SECRETARY I-CONFIDENTIAL	21.87	11	3,791	4,609
884	SECRETARY II	24.12	13	4,181	5,084
1023	SENIOR LIBRARY ASSOCIATE	26.48	05	4,590	5,578
107	SHERIFF-CORONER	123.02	10	21,324	16,786
339	SHERIFF'S CADET	34.94	21	6,056	7,361
331	SHERIFF'S CHIEF DEPUTY	74.56	15	12,924	15,709
00300091	SHERIFF'S CHIEF MEDICAL OFFICER	85.91	08	14,891	18,101

Job Class	Title	Range	BU	Monthly Salary	
				Step 1	Step 5
300091	SHERIFF'S CHIEF MEDICAL OFFICER	91.18	08	15,805	19,212
2593	SHERIFF'S COMMANDER	67.19	15	11,646	14,156
378	SHERIFF'S CORRECTIONAL CAPTAIN	70.83	15	12,277	14,922
375	SHERIFF'S CORRECTIONAL DEPUTY	34.94	03	6,056	7,361
335	SHERIFF'S CORRECTIONAL SGT	43.74	14	7,582	9,216
357	SHERIFF'S CORR. LIEUTENANT	60.86	15	10,549	12,823
342	SHERIFF'S DISPATCHER	30.68	22	5,318	6,464
00300087	SHERIFF'S DISPATCHER I	27.61	22	4,786	5,817
300087	SHERIFF'S DISPATCHER I	29.79	22	5,164	6,275
00300088	SHERIFF'S DISPATCHER II	30.68	22	5,318	6,464
300088	SHERIFF'S DISPATCHER II	33.11	22	5,739	6,978
00300089	SHERIFF'S DISPATCHER III	33.68	22	5,838	7,096
300089	SHERIFF'S DISPATCHER III	36.34	22	6,299	7,656
5000	SHERIFF'S DISPATCHER SUPV	37.01	14	6,415	7,797
00300005	SHERIFF'S DISPATCH MANAGER	48.00	07	8,320	10,114
300005	SHERIFF'S DISPATCH MANAGER	51.84	07	8,986	10,922
00300090	SHERIFF'S DISPATCH SUPERVISOR	37.01	14	6,415	7,799
300090	SHERIFF'S DISPATCH SUPERVISOR	39.93	14	6,921	8,414
8973	SHERIFF'S FORENSIC LABORATORY SPECIALIST	41.35	21	7,167	8,712
2594	SHERIFF'S FORENSIC SPECIALIST	39.37	21	6,824	8,296
348	SHERIFF'S PROPERTY OFFICER	34.67	21	6,009	7,304
377	SHERIFF'S RECORDS MANAGER	38.01	07	6,588	8,010
376	SHERIFF'S SENIOR CORRECTIONAL DEPUTY	38.56	03	6,684	8,124
340	SHERIFF'S SENIOR DEPUTY	45.17	27	7,829	9,516
343	SHERIFF'S SENIOR DISPATCHER	33.68	22	5,838	7,096
336	SHERIFF'S SERGEANT	49.72	28	8,618	10,476
1531	SOCIAL SVCS INVESTIGATOR	35.16	01	6,094	7,410
1555	SOCIAL SVCS PROGRAM REVW SPEC	31.98	01	5,543	6,737
1509	SOCIAL WORKER AIDE I	16.15	01	2,799	3,404
1510	SOCIAL WORKER AIDE II	17.76	01	3,078	3,742
1511	SOCIAL WORKER AIDE III	19.53	01	3,385	4,117
1536	SOCIAL WORKER I	24.68	01	4,278	5,200
1532	SOCIAL WORKER II	27.37	01	4,744	5,767
1524	SOCIAL WORKER III	30.09	01	5,216	6,339
1519	SOCIAL WORKER IV	34.62	01	6,001	7,294
1512	SOCIAL WORKER SUPERVISOR I	29.82	05	5,169	6,283
1516	SOCIAL WORKER SUPERVISOR II	38.54	05	6,680	8,119
2264	SOFTWARE ENGINEER I	34.12	07	5,914	7,190
2265	SOFTWARE ENGINEER II	41.94	07	7,270	8,837
2266	SOFTWARE ENGINEER III	46.61	07	8,079	9,821
610	SOLID WASTE COORDINATOR I	30.34	01	5,259	6,393
611	SOLID WASTE COORDINATOR II	36.97	01	6,408	7,790
612	SOLID WASTE COORDINATOR III	41.20	01	7,141	8,679
909	SR ACCOUNT CLERK	23.29	13	4,037	4,905
929	SR ACCOUNT CLERK-CONFIDENTIAL	23.29	11	4,037	4,905
2183	SR BUYER	33.92	01	5,879	7,147

Job Class	Title	Range	BU	Monthly Salary	
				Step 1	Step 5
969	SR COMMUNICATIONS TECH	37.38	01	6,479	7,875
415	SR COMMUNITY HEALTH NURSE	31.94	01	5,536	6,731
1714	SR COMP SYS TECH-CONF	33.64	11	5,831	7,088
8960	SR CORRECTIONAL TECHNICIAN	24.59	13	4,262	5,181
3200	SR DIV MGR-SOCIAL SERVICES	59.20	07	10,261	12,473
149	SR GEOGRAPHIC INFO SYSTEMS ANALYST	44.35	05	7,687	9,346
00300180	SR INFORMATION TECHNOLOGY SPECIALIST	34.72	01	6,018	7,315
00300184	SR INFORMATION TECHNOLOGY SPECIALIST-CONF	34.72	11	6,018	7,315
2260	SR NETWORK ENGINEER	51.27	07	8,887	10,802
3001	SR PHYS OR OCCUPATIONAL THER	44.73	01	7,753	9,426
603	SR PLANNER	41.20	05	7,141	8,679
421	SR PUBLIC HEALTH NURSE	37.08	01	6,427	7,812
9432	SR PUBLIC HEALTH NURSE	46.53	01	8,065	9,804
2255	SR SOFTWARE ENGINEER	51.27	07	8,887	10,802
1321	SR STOREKEEPER	23.15	02	4,013	4,879
2256	SR SYSTEMS ADMINISTRATOR	51.27	07	8,887	10,802
9620	SR VIC/WIT ASSISTANCE COORD	32.11	05	5,566	6,767
9613	SR WATER SYSTEMS CHEMIST	45.13	01	7,823	9,509
00300026	STAFF PHYSICIAN	80.31	07	13,920	16,923
300026	STAFF PHYSICIAN	86.70	07	15,028	18,268
522	STAFF PSYCHIATRIST	114.36	07	19,822	24,093
1336	STOREKEEPER I	19.02	02	3,297	4,007
1331	STOREKEEPER II	21.03	02	3,645	4,430
300429	SUPERVISING AG/WEIGHTS MEASURES INSPEC	39.19	05	6,793	8,258
3503	SUPERVISING COLLECTIONS OFFICER	32.40	05	5,616	6,828
1352	SUPERVISING CUSTODIAN	23.22	05	4,025	4,891
9691	SUPERVISING WASTEWATER SYS WORKER	40.13	05	6,956	8,455
9625	SUPERVISING WATER SYS WORKER	40.13	05	6,956	8,455
103	SUPERVISOR-BOARD	43.47	17	7,535	7,535
899	SUPV ACCOUNTING TECH	29.47	05	5,108	6,209
898	SUPV ACCOUNTING TECH-CONF	25.44	11	4,410	5,359
927	SUPV ADMIN CLERK I	26.53	05	4,599	5,590
938	SUPV ADMIN CLERK I-CONF	26.53	11	4,599	5,590
928	SUPV ADMIN CLERK II	29.18	05	5,058	6,148
939	SUPV ADMIN CLERK II-CONF	25.40	11	4,403	5,351
724	SUPV APPRAISER	42.47	05	7,361	8,947
725	SUPV AUDITOR-APPRAISER	39.44	05	6,836	8,308
725	SUPV AUDITOR-APPRAISER	40.10	07	6,951	8,450
00300054	SUPV CORRECTIONAL TECHNICIAN	25.45	05	4,411	5,361
300054	SUPV CORRECTIONAL TECHNICIAN	28.37	05	4,917	5,977
9675	SUPV DA INVESTIGATOR	61.08	06	10,587	12,870
373	SUPV DEPUTY PROBATION OFFICER	40.98	32	7,103	8,634
8416	SUPV ENVIR HEALTH SPECIALIST	44.32	05	7,682	9,339
1318	SUPV FACILITY MAINT MECHANIC	36.29	05	6,290	7,646
9683	SUPV FAMILY SUPPORT OFFICER	35.18	05	6,098	7,413
893	SUPV FINANCIAL TECHNICIAN	29.47	05	5,108	6,209

Personnel Information

Job Class	Title	Range	BU	Monthly Salary	
				Step 1	Step 5
2231	SUPV LEGAL CLERK I	25.78	05	4,469	5,431
2236	SUPV LEGAL CLERK I-CONF	22.69	11	3,933	4,779
2232	SUPV LEGAL CLERK II	28.35	05	4,914	5,973
2237	SUPV LEGAL CLERK II-CONF	24.64	11	4,271	5,191
1007	SUPV LIBRARY ASSISTANT	22.01	05	3,815	4,637
1623	SUPV MAPPING/GRAPHICS SYS SPEC	38.57	05	6,685	8,128
1204	SUPV PARK RANGER	34.66	05	6,008	7,303
573	SUPV PHYS OR OCCUPATIONAL THER	51.44	05	8,916	10,839
1707	SUPV PLANNER	45.31	05	7,854	9,547
579	SUPV PROPERTY TRANSFER TECH	33.67	05	5,836	7,095
444	SUPV PUBLIC HEALTH MICROBIOL	42.62	05	7,387	8,980
414	SUPV PUBLIC HEALTH NURSE	53.52	05	9,277	11,277
1537	SUPV SOC SVCS INVESTIGATOR	40.44	05	7,010	8,519
2261	SYSTEMS ADMINISTRATOR I	34.12	07	5,914	7,190
2262	SYSTEMS ADMINISTRATOR II	41.94	07	7,270	8,837
2263	SYSTEMS ADMINISTRATOR III	46.61	07	8,079	9,821
110	TAX COLL-TREAS-PUB ADMIN-GUAR	83.87	10	14,538	14,043
2254	TECHNOLOGY SUPERVISOR	47.95	07	8,311	10,104
961	TELEPHONE SYSTEMS COORDINATOR	24.12	01	4,181	5,084
2592	UNDERSHERIFF	86.75	16	15,037	18,276
2180	UTILITY COORDINATOR	45.67	05	7,916	9,622
252	VETERANS' SERVICE OFFICER	44.61	09	7,732	9,398
00300201	VETERANS' SERVICES REPRESENTATIVE I	21.33	01	3,697	4,496
868	VETERANS' SERVICES REPRESENTATIVE II	26.79	01	4,644	5,645
866	VETERANS' SERVICES REPRESENTATIVE III	29.47	01	5,108	6,209
9634	VIC/WIT ASSISTANCE COORD I	24.82	01	4,302	5,229
9637	VIC/WIT ASSISTANCE COORD II	29.19	01	5,060	6,150
9614	VIC/WIT ASST COORD AIDE	22.33	01	3,871	4,704
9692	WASTEWATER SYSTEMS SUPERINTENDENT	50.42	05	8,739	10,624
9688	WASTEWATER SYS WORKER I	27.14	02	4,704	5,720
9689	WASTEWATER SYS WORKER II	32.54	02	5,640	6,855
9690	WASTEWATER SYS WORKER III	36.15	02	6,266	7,616
9686	WASTEWATER SYS WORKER TRAINEE	21.68	02	3,758	4,569
9619	WATER QUALITY MGR	50.28	05	8,715	10,592
9617	WATER SYSTEMS CHEMIST I	37.15	01	6,439	7,828
9618	WATER SYSTEMS CHEMIST II	41.04	01	7,114	8,646
9615	WATER SYSTEMS LAB TECH I	24.84	01	4,306	5,233
9616	WATER SYSTEMS LAB TECH II	28.82	01	4,995	6,072
9623	WATER SYSTEMS SUPERINTENDENT	50.42	05	8,739	10,624
9628	WATER SYSTEMS WORKER I	27.14	02	4,704	5,720
9627	WATER SYSTEMS WORKER II	32.54	02	5,640	6,855
9626	WATER SYSTEMS WORKER III	36.15	02	6,266	7,616
9629	WATER SYSTEMS WORKER TRAINEE	21.68	02	3,758	4,569
824	WEIGHTS & MEASURES INSP I	27.12	01	4,701	5,715
821	WEIGHTS & MEASURES INSP II	29.95	01	5,191	6,309
825	WEIGHTS & MEASURES INSP III	33.86	01	5,869	7,134

Job Class	Title	Range	BU	Monthly Salary	
				Step 1	Step 5
826	WEIGHTS & MEASURES INSP TR	23.62	01	4,094	4,976
300401	WITNESS COORDINATOR	23.22	13	4,025	4,891

(This page intentionally left blank)

Fixed Assets

This section provides a listing of all fixed assets approved by the Board of Supervisors in the current budget year. A fixed asset is an asset of long-term character, such as equipment, which typically has a value of \$5,000 or greater. Fixed assets are tracked to provide information on major purchases that departments plan to make in the budget year.

Fixed Assets

NEW = New
REPL = Replacement

Code	Description	2023-24 Department Request			2023-24 CAO Recommendation			2023-24 Board Adopted		
		Qty	Per Unit	Cost	Qty	Per Unit	Cost	Qty	Per Unit	Cost
111 - County Counsel										
REPL	Konica-Minolta Copier	1	\$ 7,829	\$ 7,829	1	\$ 7,829	\$ 7,829	1	\$ 7,829	\$ 7,829
136 - Sheriff-Coroner										
NEW	Arizona Vortex & Rigging Pod Kit	1	\$ 6,858	\$ 6,858	0	\$ -	\$ -	0	\$ -	\$ -
REPL	Canine Replacement	1	\$ 34,040	\$ 34,040	1	\$ 34,040	\$ 34,040	1	\$ 34,040	\$ 34,040
REPL	Electric Height Adjustable LiveScan Equipment Cabinet	1	\$ 7,449	\$ 7,449	1	\$ 7,449	\$ 7,449	1	\$ 7,449	\$ 7,449
REPL	GCMS Drug Library	1	\$ 7,910	\$ 7,910	1	\$ 7,910	\$ 7,910	1	\$ 7,910	\$ 7,910
REPL	Genetec Access Control System	1	\$ 80,500	\$ 80,500	1	\$ 80,500	\$ 80,500	1	\$ 80,500	\$ 80,500
NEW	Grid Aim System	1	\$ 6,779	\$ 6,779	1	\$ 6,779	\$ 6,779	1	\$ 6,779	\$ 6,779
REPL	Ice Maker	1	\$ 6,058	\$ 6,058	1	\$ 6,058	\$ 6,058	1	\$ 6,058	\$ 6,058
REPL	Interview Room Recording Systems	7	\$ 5,566	\$ 38,963	7	\$ 5,566	\$ 38,963	7	\$ 5,566	\$ 38,963
REPL	Mobile Radios	23	\$ 8,050	\$ 185,155	23	\$ 8,050	\$ 185,155	23	\$ 8,050	\$ 185,155
NEW	OHV Transport Trailer	1	\$ 13,409	\$ 13,409	1	\$ 13,409	\$ 13,409	1	\$ 13,409	\$ 13,409
NEW	Property Building Generator	1	\$ 72,593	\$ 72,593	0	\$ -	\$ -	0	\$ -	\$ -
REPL	Range Knee Wall	1	\$ 75,000	\$ 75,000	1	\$ 75,000	\$ 75,000	1	\$ 75,000	\$ 75,000
NEW	Trailer Yard Fencing	1	\$ 80,371	\$ 80,371	0	\$ -	\$ -	0	\$ -	\$ -
NEW	Vantage Robot & Hot Gas Delivery System	1	\$ 51,802	\$ 51,802	1	\$ 51,802	\$ 51,802	1	\$ 51,802	\$ 51,802
139 - Probation										
NEW	Metrasens Ultra w/ ZACT ID Scanner	2	\$ 20,490	\$ 40,980	2	\$ 20,490	\$ 40,980	2	\$ 20,490	\$ 40,980
180 - Social Services - Administration										
NEW	CalSAWS Kiosk	6	\$ 7,104	\$ 42,624	0	\$ -	\$ -	0	\$ -	\$ -
REPL	Large File Servers	1	\$ 15,000	\$ 15,000	1	\$ 15,000	\$ 15,000	1	\$ 15,000	\$ 15,000
REPL	Medium File Servers	1	\$ 10,000	\$ 10,000	1	\$ 10,000	\$ 10,000	1	\$ 10,000	\$ 10,000
222 - Parks and Recreation - Community Parks										
REPL	Avila Benches	20	\$ 1,276	\$ 25,520	20	\$ 1,276	\$ 25,520	20	\$ 1,276	\$ 25,520
REPL	Avila Picnic Tables	6	\$ 1,408	\$ 8,448	6	\$ 1,408	\$ 8,448	6	\$ 1,408	\$ 8,448
NEW	E-bike	1	\$ 7,500	\$ 7,500	0	\$ -	\$ -	0	\$ -	\$ -
266 - Countywide Automation Replacement										
REPL	Comm site HVAC and Battery Replacement	1	\$ 180,000	\$ 180,000	1	\$ 180,000	\$ 180,000	1	\$ 180,000	\$ 180,000
REPL	Core Network Replacement	1	\$ 600,000	\$ 600,000	1	\$ 600,000	\$ 600,000	1	\$ 600,000	\$ 600,000
REPL	Data Storage Expansion	1	\$ 225,000	\$ 225,000	1	\$ 225,000	\$ 225,000	1	\$ 225,000	\$ 225,000
REPL	Local Area Network	1	\$ 1,451,000	\$ 1,451,000	1	\$ 1,451,000	\$ 1,451,000	1	\$ 1,451,000	\$ 1,451,000
REPL	Network Edge & Security	1	\$ 50,000	\$ 50,000	1	\$ 50,000	\$ 50,000	1	\$ 50,000	\$ 50,000
REPL	Network Test Equipment Replacement	1	\$ 49,000	\$ 49,000	1	\$ 49,000	\$ 49,000	1	\$ 49,000	\$ 49,000
REPL	Video Storage Expansion	1	\$ 85,000	\$ 85,000	1	\$ 85,000	\$ 85,000	1	\$ 85,000	\$ 85,000
REPL	Video Surveillance Camera Replacement	1	\$ 52,500	\$ 52,500	1	\$ 52,500	\$ 52,500	1	\$ 52,500	\$ 52,500
405 - Public Works										
REPL	Portable Message Board	2	\$ 44,000	\$ 88,000	2	\$ 44,000	\$ 88,000	2	\$ 44,000	\$ 88,000
REPL	Road Widener, Midland SP-8	1	\$ 350,000	\$ 350,000	1	\$ 350,000	\$ 350,000	1	\$ 350,000	\$ 350,000
REPL	Trimble R12i Bundle	1	\$ 105,000	\$ 105,000	1	\$ 105,000	\$ 105,000	1	\$ 105,000	\$ 105,000
REPL	TRUCK, 1-1/2 TON UTLTY FORD F450 4WD DSL	1	\$ 225,000	\$ 225,000	1	\$ 225,000	\$ 225,000	1	\$ 225,000	\$ 225,000
REPL	Truck, 1/2 Ton Pickup, 4WD	1	\$ 66,000	\$ 66,000	1	\$ 66,000	\$ 66,000	1	\$ 66,000	\$ 66,000
REPL	Truck, 20 Yard Transfer	1	\$ 305,000	\$ 305,000	1	\$ 305,000	\$ 305,000	1	\$ 305,000	\$ 305,000
REPL	Truck, 3/4 Ton Pickup, Long Bed	1	\$ 70,000	\$ 70,000	1	\$ 70,000	\$ 70,000	1	\$ 70,000	\$ 70,000
REPL	Truck, 3/4 Ton Pickup, Long Bed	2	\$ 66,000	\$ 132,000	2	\$ 66,000	\$ 132,000	2	\$ 66,000	\$ 132,000
REPL	Truck, 3/4 Ton Utility	1	\$ 88,000	\$ 88,000	1	\$ 88,000	\$ 88,000	1	\$ 88,000	\$ 88,000
REPL	WQL Autoclave	1	\$ 15,000	\$ 15,000	1	\$ 15,000	\$ 15,000	1	\$ 15,000	\$ 15,000
REPL	WQL Inductively Coupled	1	\$ 150,000	\$ 150,000	1	\$ 150,000	\$ 150,000	1	\$ 150,000	\$ 150,000

NEW = New
REPL = Replacement

Code	Description	2023-24 Department Request			2023-24 CAO Recommendation			2023-24 Board Adopted		
		Qty	Per Unit	Cost	Qty	Per Unit	Cost	Qty	Per Unit	Cost
407 - Central Services - Fleet										
NEW	Drill Press	1	\$ 6,000	\$ 6,000	1	\$ 6,000	\$ 6,000	1	\$ 6,000	\$ 6,000
NEW	Milling Machine	1	\$ 20,000	\$ 20,000	1	\$ 20,000	\$ 20,000	1	\$ 20,000	\$ 20,000
NEW	Plasma Torch Table	1	\$ 8,000	\$ 8,000	1	\$ 8,000	\$ 8,000	1	\$ 8,000	\$ 8,000
REPL	Pressure Washer	1	\$ 9,000	\$ 9,000	1	\$ 9,000	\$ 9,000	1	\$ 9,000	\$ 9,000
REPL	Sedan, Electric	1	\$ 35,000	\$ 35,000	1	\$ 35,000	\$ 35,000	1	\$ 35,000	\$ 35,000
REPL	Sedan, Hybrid	14	\$ 37,000	\$ 518,000	14	\$ 37,000	\$ 518,000	14	\$ 37,000	\$ 518,000
NEW	Shop Asset	1	\$ 10,000	\$ 10,000	0	\$ -	\$ -	0	\$ -	\$ -
REPL	SUV	1	\$ 55,000	\$ 55,000	1	\$ 55,000	\$ 55,000	1	\$ 55,000	\$ 55,000
REPL	SUV, Hybrid	10	\$ 37,000	\$ 370,000	10	\$ 37,000	\$ 370,000	10	\$ 37,000	\$ 370,000
REPL	SUV, Hybrid	1	\$ 48,000	\$ 48,000	1	\$ 48,000	\$ 48,000	1	\$ 48,000	\$ 48,000
REPL	SUV, Hybrid	1	\$ 38,000	\$ 38,000	1	\$ 38,000	\$ 38,000	1	\$ 38,000	\$ 38,000
REPL	SUV, Hybrid, AWD	2	\$ 37,000	\$ 74,000	2	\$ 37,000	\$ 74,000	2	\$ 37,000	\$ 74,000
NEW	SUV, Hybrid, FC 180-Social Svcs	5	\$ 37,000	\$ 185,000	0	\$ -	\$ -	0	\$ -	\$ -
REPL	SUV, Patrol	7	\$ 52,000	\$ 364,000	7	\$ 52,000	\$ 364,000	7	\$ 52,000	\$ 364,000
REPL	Trailer, Utility	2	\$ 9,000	\$ 18,000	2	\$ 9,000	\$ 18,000	2	\$ 9,000	\$ 18,000
REPL	Truck, 10 Ton w/Crane	1	\$ 300,000	\$ 300,000	1	\$ 300,000	\$ 300,000	1	\$ 300,000	\$ 300,000
REPL	Truck, 1/2 Ton	2	\$ 42,000	\$ 84,000	2	\$ 42,000	\$ 84,000	2	\$ 42,000	\$ 84,000
REPL	Truck, 1/2 Ton	1	\$ 48,000	\$ 48,000	1	\$ 48,000	\$ 48,000	1	\$ 48,000	\$ 48,000
REPL	Truck, 1/2 Ton, Crew Cab	1	\$ 44,000	\$ 44,000	1	\$ 44,000	\$ 44,000	1	\$ 44,000	\$ 44,000
REPL	Truck, 1/2 Ton, Crew Cab, 4x4	2	\$ 47,000	\$ 94,000	2	\$ 47,000	\$ 94,000	2	\$ 47,000	\$ 94,000
REPL	Truck, 1/2 Ton, FC 136-Sheriff (K-9)	1	\$ 55,000	\$ 55,000	0	\$ -	\$ -	0	\$ -	\$ -
REPL	Truck, 1/2 Ton, FC 136-Sheriff (Rural Crimes#1)	1	\$ 55,000	\$ 55,000	0	\$ -	\$ -	0	\$ -	\$ -
REPL	Truck, 1/2 Ton, FC 136-Sheriff (Rural Crimes#2)	1	\$ 55,000	\$ 55,000	0	\$ -	\$ -	0	\$ -	\$ -
REPL	Truck, 3/4 Ton	1	\$ 56,000	\$ 56,000	1	\$ 56,000	\$ 56,000	1	\$ 56,000	\$ 56,000
REPL	Truck, 3/4 Ton	1	\$ 45,000	\$ 45,000	1	\$ 45,000	\$ 45,000	1	\$ 45,000	\$ 45,000
REPL	Van, 1 Ton, 12-Passenger	1	\$ 43,000	\$ 43,000	1	\$ 43,000	\$ 43,000	1	\$ 43,000	\$ 43,000
REPL	Van, Minivan, Hybrid	1	\$ 38,000	\$ 38,000	1	\$ 38,000	\$ 38,000	1	\$ 38,000	\$ 38,000
REPL	Van, Small, Cargo	1	\$ 35,000	\$ 35,000	1	\$ 35,000	\$ 35,000	1	\$ 35,000	\$ 35,000
425 - Airports										
REPL	Fleet Vehicle	1	\$ 70,000	\$ 70,000	1	\$ 70,000	\$ 70,000	1	\$ 70,000	\$ 70,000
NEW	Generator	1	\$ 50,000	\$ 50,000	1	\$ 50,000	\$ 50,000	1	\$ 50,000	\$ 50,000
NEW	Server - Access Controls System	1	\$ 7,500	\$ 7,500	1	\$ 7,500	\$ 7,500	1	\$ 7,500	\$ 7,500
NEW	Server - CCTV	1	\$ 7,500	\$ 7,500	1	\$ 7,500	\$ 7,500	1	\$ 7,500	\$ 7,500
427 - Parks and Recreation - Golf Courses										
REPL	Electric mower	1	\$ 87,000	\$ 87,000	1	\$ 87,000	\$ 87,000	1	\$ 87,000	\$ 87,000
REPL	Utility vehicle	1	\$ 43,000	\$ 43,000	1	\$ 43,000	\$ 43,000	1	\$ 43,000	\$ 43,000
REPL	Wood Chipper	1	\$ 50,000	\$ 50,000	1	\$ 50,000	\$ 50,000	1	\$ 50,000	\$ 50,000

(This page intentionally left blank)

Departmental Budgets by Service Group

County departments and fund centers are grouped together by service groups, including: Land Based, Public Protection, Health and Human Services, Community Services, Fiscal and Administrative, Support to County Departments, Financing, and Capital and Maintenance Projects, which are marked by tabs.

Fund centers are the most basic organization of funds in the budget structure and include all accounts for which funding is approved by the Board of Supervisors. Many departments have only one fund center, while departments that provide a more varied array of services and have more diverse funding streams are comprised of several fund centers. The budgets for each fund center are presented separately so that it is clear how much of the County's total budget and how many personnel are allocated to each fund center and the various services the County provides.

In each section, you will find a description of each department's mission and service programs, major accomplishments and objectives, the sources of funding, expenditures by major category for the budget year, historical staffing levels, budget augmentation requests for the current year, and recurring performance measures.

Land Based

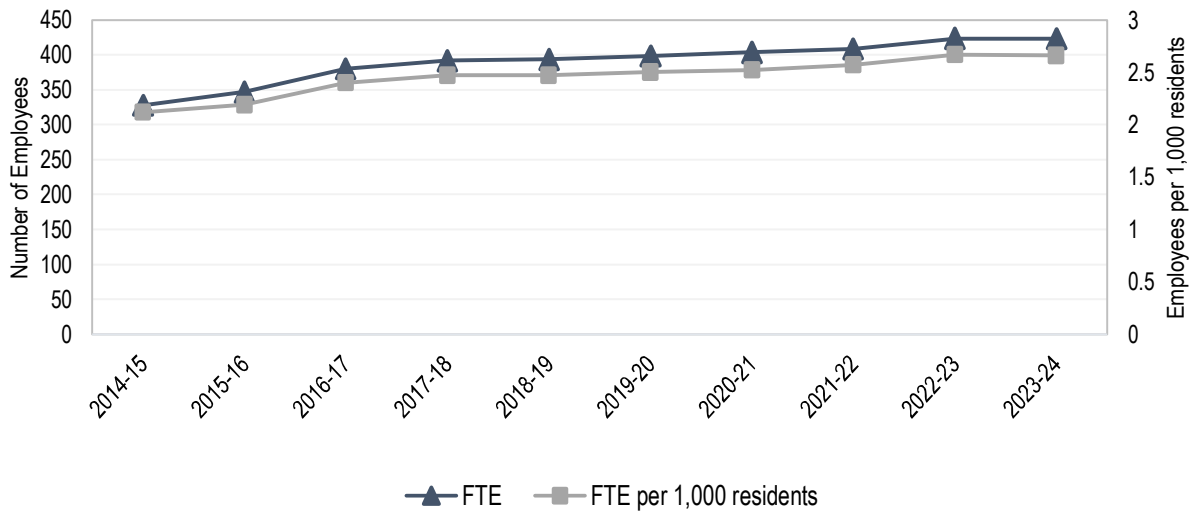
The Land Based Service Group includes those budgets that provide programs and services focused on management of the built environment, including roads, the regulation of agriculture/weights and measures, and the preservation of agricultural and open space.

Budgets in the Land Based Service Group include: Agricultural Commissioner, Planning and Building, Public Works , Public Works - Los Osos Wastewater System, Public Works - Road Impact Fees, Public Works - Roads, Public Works - Special Services, and Groundwater Sustainability.

SERVICE GROUP BUDGET AT A GLANCE

	FY 2023-24 Adopted	Change from FY 2022-23 Adopted	% Change
Expenditures	\$130,802,327	\$3,111,187	2%
Revenue	\$113,980,791	\$2,069,455	2%
General Fund Support	\$16,821,536	\$1,049,041	7%
Staffing Levels	421.75 FTE	(1.75) FTE	<1%

Ten Year Staffing History





FC 141 — Agricultural Commissioner

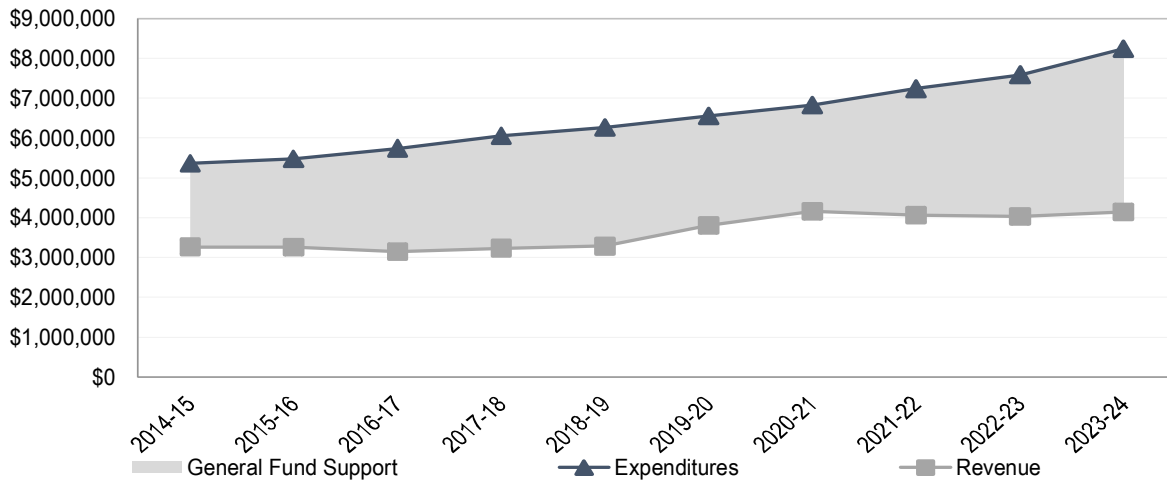
Marty Settevendemie - Agricultural Commissioner/Sealer of Weights and Measures

The Agricultural Commissioner provides enforcement of state laws and regulations specific to plant quarantine, pesticide use and weights and measures countywide.

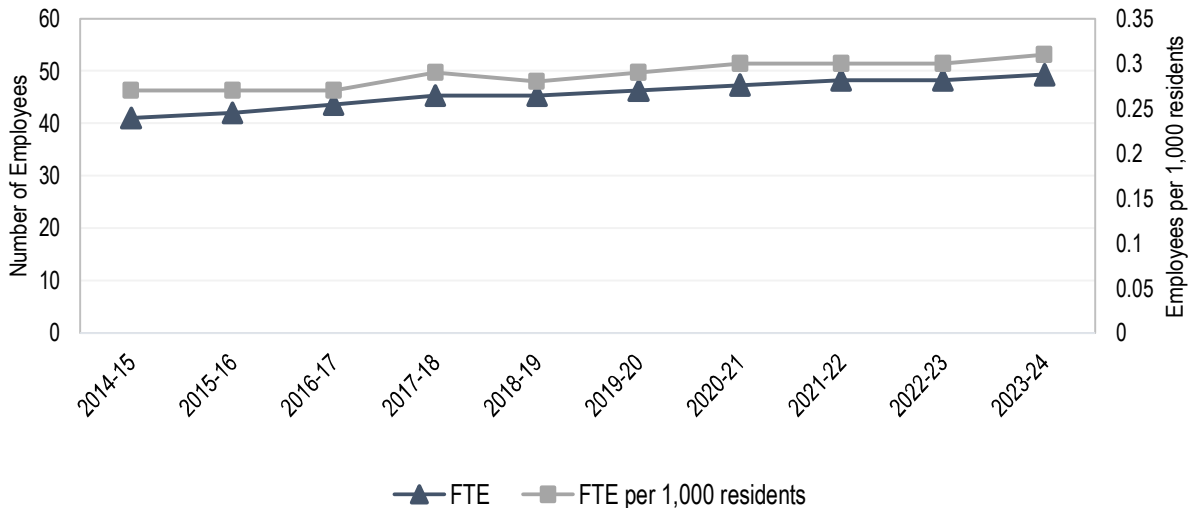
BUDGET AT A GLANCE

	FY 2023-24 Adopted	Change from FY 2022-23 Adopted	% Change
Expenditures	\$8,240,280	\$652,661	9%
Revenue	\$4,141,700	\$114,999	3%
General Fund Support	\$4,098,580	\$537,662	15%
Staffing Levels	49.25 FTE	1.00 FTE	2%

Ten Year Budget History



Ten Year Staffing History



MISSION STATEMENT

Through the effective and efficient use of resources, the Department of Agriculture/Weights and Measures is committed to serving the community by protecting agriculture, the environment, the health and safety of its citizens, and by ensuring equity in the marketplace.

SERVICE PROGRAMS

The Department of Agriculture/Weights and Measures has a total expenditure level of \$8,242,030 and a total staffing level of 49.25 FTE to provide the following services:

Pesticide Use Enforcement

Enforce mandated pesticide requirements to protect workers, public health and safety, the environment, and to ensure a safe food supply.

Total Expenditures: \$2,088,510
General Fund Support: \$998,980
Total Staffing (FTE): 13.12

Agricultural Resources Management

Determine annual county crop report values as mandated by state law. Provide information and make recommendations about policies, processes, and emergency response to protect agricultural operations and resources in accordance with local ordinance and code.

Total Expenditures: \$358,089
General Fund Support: \$214,663
Total Staffing (FTE): 2.26

Pest Management

Promote, implement, and conduct agricultural and urban integrated pest management strategies to control and limit the spread of injurious pest populations.

Total Expenditures: \$723,901
General Fund Support: \$438,563
Total Staffing (FTE): 3.26

Pest Prevention

Conduct mandated pest prevention program activities designed to exclude, detect and eradicate pest infestations.

Total Expenditures: \$3,885,111
General Fund Support: \$1,650,174
Total Staffing (FTE): 23.39

Product Quality

Perform mandated inspections at certified farmers' markets, nurseries, organic producers/handlers, and seed distributors to ensure compliance with state requirements.

Total Expenditures: \$204,463
General Fund Support: \$100,544
Total Staffing (FTE): 1.27

Weights and Measures

Protect consumers and businesses by inspecting weighing and measuring devices and verifying advertised sales prices and business practices to ensure transaction accuracy and preserve equity in the marketplace.

Total Expenditures: \$981,956
General Fund Support: \$695,656
Total Staffing (FTE): 5.95

ACCOMPLISHMENTS AND OBJECTIVES

Following are some of the department's notable accomplishments for FY 2022-23 and some specific objectives for FY 2023-24.

FY 2022-23 Accomplishments

- The Department was successful in its effort to increase member interest and participation in the San Luis Obispo County Weed Management Area (WMA). Staff produced a WMA newsletter in each quarter of 2022, distributing it via email to all WMA members. The newsletter was also made available to any interested members of the public and can be accessed on the [SLOWMA website](#).
- The Department initiated the implementation of the statewide CalTrap data management system, but due to complications with the overall software development, full implementation has not yet occurred. Program coordinators have received administrative level training and permanent field staff have received basic training for field applications and host database maintenance. Staff have implemented numerous updates to our trapping host and trapping site database, but application at the field level has not yet been implemented due to setbacks in the statewide CalTrap mapping effort. The Department will be working with state representatives in the coming months to implement CalTrap at the field level, and we anticipate shifting an estimated 25% of pest detection routes into the system by the end of FY 2022-23.
- Despite significant budget challenges in recent years, the Department continued to move forward with a strategic plan designed to meet long-term staffing, workload, and funding challenges. In FY 2021-22, the Department added a 1.00 FTE Agricultural Inspector/Biologist position with the goal of increasing our outreach efforts to local growers and agricultural businesses. In FY 2023-23, with a full fiscal year of the outreach coordinator in position, the department was able to significantly increase our outreach efforts, including hosting several training sessions for local growers that qualified for continuing education hours, hosting several group testing sessions for the Private Applicator Examination, and greatly expanding our overall outreach efforts to local growers and the general public.

FY 2023-24 Objectives

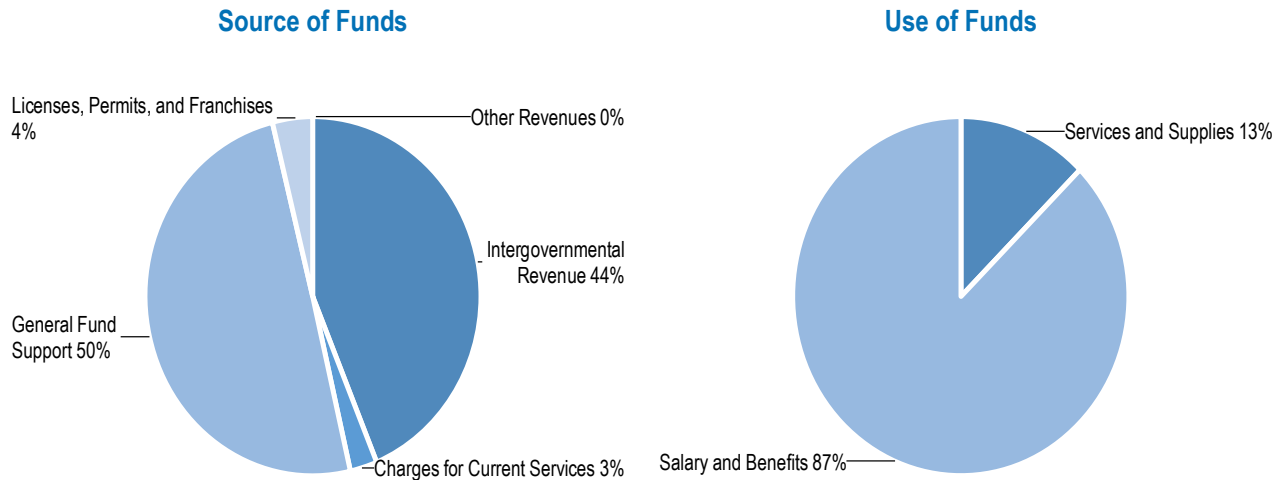
- The Department's Pesticide Use Enforcement (PUE) program will expand upon existing inspection efforts designed to ensure protection of fieldworkers. To ensure that agricultural employers and Farm Labor Contractors are complying with applicable pesticide safety laws and regulations, including pesticide safety training for fieldworkers, staff will increase their efforts and augment fieldworker safety inspections. PUE staff will increase fieldworker inspections 30% over our five-year average for a total of at least 75 field worker safety inspections during the upcoming fiscal year. Most fieldworker inspections involve assessing

compliance with training and other pesticide related legal requirement for entire fieldworker crews, which will enable us to ensure compliance and safety for hundreds of local fieldworkers.

- The California Department of Food & Agriculture has begun the statewide implementation of CalTrap, a map-based Pest Detection data management application customized to meet California trapping requirements and USDA reporting requirements. Department staff have been trained in the administrative and field applications of CalTrap and have initiated implementation of shifting trapping routes into the new database. Full implementation of CalTrap for all trapping routes that it serves is expected to be completed within FY 2023-24.
- The Department faces a number of staffing, workload, and funding challenges in the coming decade. To maintain the current level of service while meeting financial requirements, we have developed a strategic plan proposing a series of steps to be implemented over the course of five fiscal years. The first two steps of the strategic plan were adopted by the Board in previous years, and the third and fourth phases are upcoming. The department will continue to move this proactive plan forward in FY 2023-24 through FY 2024-25.

FINANCIAL SUMMARY

	FY 2022-23 Adopted	FY 2022-23 Actual	FY 2023-24 Recommended	FY 2023-24 Adopted	Change from FY 2022-23
Licenses, Permits, and Franchises	\$326,050	\$322,260	\$319,200	\$319,200	\$(6,850)
Fines, Forfeitures, and Penalties	\$0	\$6,350	\$0	\$0	\$0
Intergovernmental Revenue	\$3,493,811	\$3,687,539	\$3,609,910	\$3,609,910	\$116,099
Charges for Current Services	\$206,290	\$197,307	\$212,040	\$212,040	\$5,750
Other Revenues	\$550	\$5,589	\$550	\$550	\$0
Total Revenue	\$4,026,701	\$4,219,045	\$4,141,700	\$4,141,700	\$114,999
Salary and Benefits	\$6,650,773	\$6,666,457	\$7,207,977	\$7,207,977	\$557,204
Services and Supplies	\$932,696	\$928,193	\$1,034,053	\$1,034,053	\$101,357
Other Charges	\$0	\$30,115	\$0	\$0	\$0
Capital Assets	\$5,900	\$6,492	\$0	\$0	\$(5,900)
Gross Expenditures	\$7,589,369	\$7,631,257	\$8,242,030	\$8,242,030	\$652,661
Less Intrafund Transfers	\$(1,750)	\$(850)	\$(1,750)	\$(1,750)	\$0
Net Expenditures	\$7,587,619	\$7,630,407	\$8,240,280	\$8,240,280	\$652,661
General Fund Support	\$3,560,918	\$3,411,362	\$4,098,580	\$4,098,580	\$537,662



COUNTY ADMINISTRATOR’S COMMENTS AND RECOMMENDATIONS

The level of General Fund support for this fund center is recommended to increase by \$537,662 or 15% compared to the FY 2022-23 adopted level.

Revenue is recommended to increase by \$114,999 or 3% compared to FY 2022-23 adopted levels primarily due to increased state revenue unclaimed gas tax offsets associated with the recommended augmentation. The recommended augmentation is to add a position to address increasing agricultural program complexity and supervisory needs. The increased revenue is also due to regular variability in cooperative agreements with the State and fluctuations in the unclaimed gas tax and pesticide mill fees.

Expenditures are recommended to increase by \$652,661 or 9% compared to FY 2022-23 adopted levels. Salaries and benefits are recommended to increase by \$557,204 or 8%, primarily due to negotiated salary and benefit increases and the recommended augmentation. Service and supplies are recommended to increase by \$101,357 or 11%, primarily due to an increase in per-unit rate increases from County Fleet for vehicle related expenses and an increase in overhead associated with increased expenditures. Capital assets are recommended to decrease by \$5,900 or 100% due to a replacement weed management equipment trailer included in the FY 2022-23 adopted budget.

There is approximately \$113,446 included in the recommended budget to be funded with ARPA funds for restoration of government services based on the January 11, 2022, Board item approving the allocations. The recommended budget includes a net General Fund support increase of \$537,662, primarily to temporary help for weeds and various reductions to services and supplies accounts due to the anticipated budget gap. These reductions are anticipated to have minimal impact on service levels.

The FY 2023-24 recommended Position Allocation List (PAL) for the department includes a net increase of 1.00 FTE positions compared to the FY 2022-23 adopted PAL.

FY 2023-24 Recommended PAL Changes:

It is recommended that the Board approve the following changes to the department’s PAL as the result of the augmentation request:

- Add 1.00 FTE Supervising Agricultural/Weights and Measures Inspector

BOARD ADOPTED CHANGES

None.

BUDGET AUGMENTATION REQUESTS ADOPTED

Title: Request to add 1.00 FTE Supervising Agricultural /Weights & Measures Inspector to address the increased need for additional supervisory positions to act as liaisons between line staff and upper management due to increased staffing and increasing program demands for Phase 3 of the Department restructure.	
Expense: \$138,150	Funding Source(s): General Fund: \$68,929 State Aid Unclaimed Gas Tax: \$69,221
Intended Results:	
<ol style="list-style-type: none"> 1. Direct oversight of the recruitment process for seasonal Pest Detection Trappers and responsibility for the onboarding and orientation process. 2. Coordinate daily staff fieldwork schedules for the Pest Detection Trapping program. 3. Share in the supervisory responsibilities of the Pest Detection Trapping program, resulting in a better distribution of direct staff supervision and an improved balance of the span of control responsibilities between the program deputy and supervisory staff. This responsibility will include the direct supervision of temporary Pest Detection Trappers and/or Agricultural Technicians assigned to the Pest Detection program. 4. Provide an improved staff succession plan by providing a career opportunity with additional supervisory responsibilities and increased program duties above the Agricultural Inspector/Biologist and Weight & Measures Inspector career series. 	

BUDGET AUGMENTATION REQUESTS NOT ADOPTED

Title: Request to add 1.00 FTE Supervising Agricultural /Weights & Measures Inspector to address the increased need for additional supervisory positions to act as liaisons between line staff and upper management due to increased staffing and increasing program demands for Phase 3 of the Department restructure.	
Expense: \$138,150	Funding Source(s): General Fund: \$68,929 State Aid Unclaimed Gas Tax: \$69,221
Intended Results:	
<ol style="list-style-type: none"> 1. Assume responsibility for the enforcement coordination activities of the Pesticide Use Enforcement program. 2. Ensure that investigations and enforcement actions are completed on time and in a manner consistent with departmental policies and state requirements. 3. Share in the supervisory responsibilities of the Pesticide Use Enforcement program, resulting in a better distribution of direct staff supervision and an improved balance of the span of control responsibilities between the program deputy and supervisory staff. 4. Provide an improved staff succession plan by providing a career opportunity with additional supervisory responsibilities and increased program duties above the Agricultural Inspector/Biologist and Weight & Measures Inspector career series. 	

GOALS AND PERFORMANCE MEASURES

Department Goal: Uphold the commitment to serve the community as outlined in the department's mission statement, which is in alignment with county adopted Communitywide Results.

1. Performance Measure: Percentage of all tested weighing and measuring devices found in compliance with California laws.

California law mandates the County Agricultural Commissioner/Sealer to inspect and test all commercial weighing and measuring devices on an annual basis, with a few exceptions. This measure represents the percentage of San Luis Obispo County weighing and measuring devices found upon initial inspection to be in compliance with laws, and the County's compliance level compared to the statewide results for the year. This measure reflects the effectiveness of the department in educating operators of commercial weighing and measuring devices and, through strict enforcement, insuring that these devices are in compliance with California weights and measures laws.

	FY 2019-20	FY 2020-21	FY 2021-22	FY 2022-23	FY 2023-24
Target	93.60%	95.70%	95.20%	93.70%	93.70%
Actual	88.10%	92.50%	90.80%	93.70%	

Notes:

2. Performance Measure: Percentage of incoming interstate and international shipments requiring physical inspections completed within three hours after notification from the receiver.

San Luis Obispo County enjoys a relatively pristine environment, mostly free from quarantinable agricultural pests and diseases. The Agricultural Commissioner/Sealer's staff inspects incoming plant material at nurseries (wholesale and retail), landscaper's receiving compounds and homeowner properties for the presence of detrimental agricultural pests. Plant material is routinely shipped into the county from many other states and countries and if found free from pests and diseases, the shipments are released to the receiver. However, if a pest is found, the shipment may be reconditioned, sent back to its destination or destroyed. The particular action taken is dependent on the type of pest/disease and level of infestation/infection. This measure tracks the department's ability to conduct timely inspections of incoming interstate and international shipments.

	FY 2019-20	FY 2020-21	FY 2021-22	FY 2022-23	FY 2023-24
Target	95.00%	98.00%	98.00%	98.00%	98.00%
Actual	100.00%	99.60%	99.10%	98.70%	

Notes:

3. Performance Measure: The overall rate of insect specimen interceptions by pest detection staff.

San Luis Obispo County is predominantly free from exotic and invasive insect pests. To help ensure that this remains true, the department conducts several state-mandated insect detection programs, each implemented and maintained under specific state protocols. Staff place and monitor insect traps throughout the county in order to detect target insects before any infestation exceeds one square mile. Well trained and efficient Pest Detection Trappers are necessary for an effective program. To measure Pest Detection Trapper performance, staff from the California Department of Food and Agriculture (CDFA), Pest Detection Emergency Projects program periodically, and unannounced, place target insect specimens in traps. The detection rate measures the ability of individual Pest Detection Trappers to intercept these planted specimens. An effective pest detection program is determined largely by the collective interception rate for all Pest Detection Trappers. The department has determined that successfully trained Pest Detection Trappers should achieve an individual, and collective, score of at least 90%.

	FY 2019-20	FY 2020-21	FY 2021-22	FY 2022-23	FY 2023-24
Target	90.00%	90.00%	90.00%	90.00%	90.00%
Actual	96.77%	100.00%	91.30%	96.60%	

Notes:

4. Performance Measure: Percentage of price scanners found in compliance with California laws.

Price scanner inspections compare the actual prices charged for items at retail store checkout stands with the lowest advertised, posted or quoted prices for those items. All retail stores, such as supermarkets and department stores, utilizing automated price scanners are subject to inspection. This measure represents the percentage of items tested that are charged correctly at the checkout stand and San Luis Obispo's compliance level compared to the statewide results for the year. This measure reflects the effectiveness of the department in educating operators of price scanning systems and, through strict enforcement, insuring that pricing is in compliance with California weights and measures laws.

	FY 2019-20	FY 2020-21	FY 2021-22	FY 2022-23	FY 2023-24
Target	98.40%	98.40%	98.40%	97.70%	98.40%
Actual	94.40%	95.60%	94.60%	95.00%	

Notes:

5. Performance Measure: Percentage of overall inspections in compliance by all regulated pesticide users (agricultural, structural and governmental).

Laws require pesticide users to comply with mandated requirements such as, but not limited to: following pesticide labels, training workers, operating equipment and applying pesticides in a safe manner, and keeping records of usage. This measure reflects the effectiveness of the Agricultural Commissioner/Sealer's staff in educating pesticide users and, through strict enforcement, insuring that users are in compliance with California's pesticide laws.

	FY 2019-20	FY 2020-21	FY 2021-22	FY 2022-23	FY 2023-24
Target	80.00%	85.50%	88.00%	88.00%	90.00%
Actual	88.60%	87.00%	87.60%	90.81%	

Notes:



FC 142 — Planning and Building

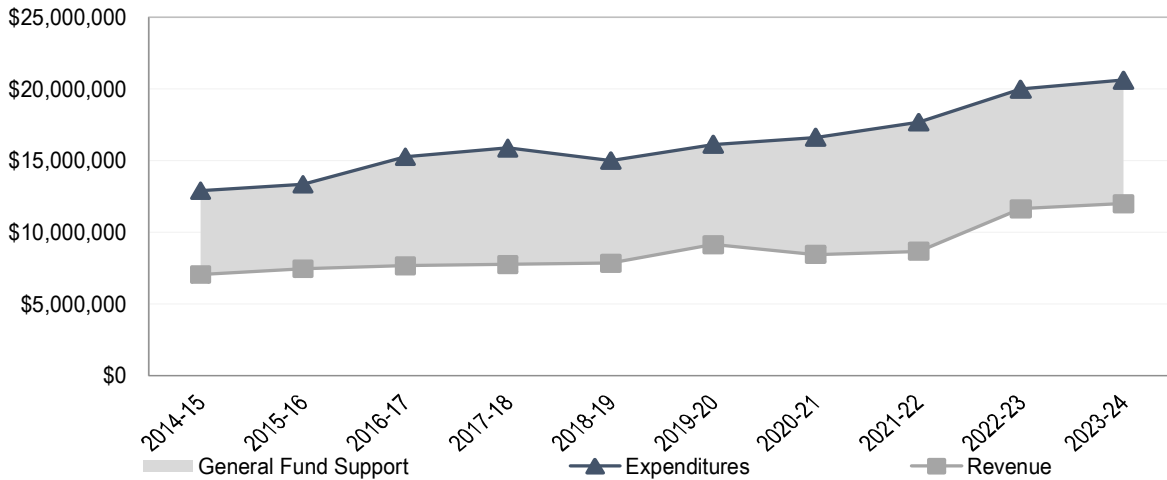
Trevor Keith - Planning and Building Director

Planning and Building provides land use planning, development and permit review, and resource management and monitoring for the unincorporated areas of the county.

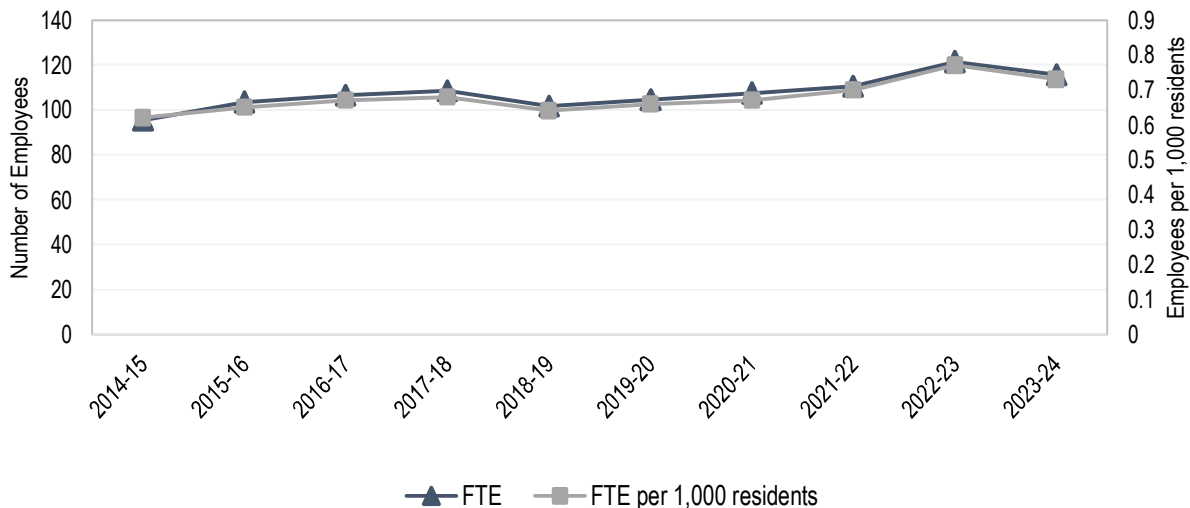
BUDGET AT A GLANCE

	FY 2023-24 Adopted	Change from FY 2022-23 Adopted	% Change
Expenditures	\$20,598,622	\$612,204	3%
Revenue	\$11,994,464	\$363,617	3%
General Fund Support	\$8,604,158	\$248,587	3%
Staffing Levels	114.50 FTE	(7.00) FTE	(6)%

Ten Year Budget History



Ten Year Staffing History



MISSION STATEMENT

Promoting the wise use of land and helping to build great communities.

SERVICE PROGRAMS

Planning and Building has a total expenditure level of \$20,598,621 and a total staffing level of 114.50 FTE to provide the following services:

Building

The Building Division provides code compliance, permit review services and oversight of all private construction projects starting with initial project conception information, then plan review and inspection. This includes:

- Project Compliance with State Stormwater Requirements
- Onsite Wastewater Compliance
- Information on Construction Regulations
- Outreach and Education on Code Updates
- Energy Compliance and Opportunities, managed through the 3CREN Partnership Program
- Guiding applicants and the public through the permit review process by explaining relevant policies, ordinances and regulations and applying these in a consistent and fair manner.
- Inspecting construction projects for compliance with codes, regulations, and permit approvals.
- Investigating and enforcing building code, zoning, and land use violations in the unincorporated areas of San Luis Obispo County.

Total Expenditures: \$10,890,080

General Fund Support: \$4,003,084

Total Staffing (FTE): 61.00

Current Planning and Environmental

The Planning Division is responsible for zoning, development, and permit review services for all Land Use permits, including Cannabis cultivation and use permits. It also monitors and manages the County's natural resources and environmental impacts of private development proposals. This includes:

- Guiding applicants and the public through the permit review process by explaining relevant policies, ordinances and regulations and applying these in a consistent and fair manner.
- Reviewing development, land division and building applications to ensure they meet all Federal, State, and local requirements.
- Ensuring that development meets goals identified through local programs, policies, laws and ordinances for resource management and conservation.
- Working with other departments, agencies, applicants, and the public to administer resource conservation goals.

- Ensuring that land use and environmental policies, laws, and ordinances are fulfilled.

Total Expenditures: \$7,454,831
General Fund Support: \$2,862,561
Total Staffing (FTE): 41.50

Long Range Planning

The Long Range Planning Division helps plan communities and rural areas by:

- Preparing and updating land use plans to define and achieve a vision for future growth and development in each unincorporated community.
- Developing new ordinances and land use policies to comply with State law and to achieve Board-directed land use goals and objectives.
- Implementing programs to conserve water, agricultural lands, and open space, and to support the production of affordable housing.
- Administering the County's Growth Management Ordinance to ensure growth does not outpace resource and service availability.
- Updating and implementing the County's Housing Element to create a roadmap for meeting the County's Regional Housing Needs Allocation.
- Processing applicant-submitted General Plan Amendments and Specific Plans for private development projects.

Total Expenditures: \$2,253,710
General Fund Support: \$1,738,512
Total Staffing (FTE): 12.00

ACCOMPLISHMENTS AND OBJECTIVES

Following are some of the department's notable accomplishments for FY 2022-23 and some specific objectives for FY 2023-24.

FY 2022-23 Accomplishments

- **Accessory Dwelling Unit (ADU) Pre-Reviewed Plans** – the department worked with an architectural firm to prepare six pre-reviewed ADU designs free of charge to the public, saving time and money for property owners. The plans were completed and posted on the department's website in March 2023. The department presented the pre-reviewed ADU plans to the Board of in April 2023.
- **ADU Ordinance Local Coastal Plan (LCP) Amendment** – in April 2023, the department presented the Board with a resolution to acknowledge and accept the Coastal Commission's suggested modifications to the County's proposed LCP amendment to align the Coastal Zone Land Use Ordinance with State ADU Law.
- **Avila Community Plan** – the department worked with stakeholders, including the Avila Valley Advisory Committee and a technical advisory committee, to prepare revised Planning Area Standards for public review in March 2023.
- **Dana Reserve Specific Plan (DRSP)** – the department prepared the Final Environmental Impact Report (FEIR) for the DRSP in June 2023.

- **Rural Recreation and Camping Ordinance Interpretation** – in February 2023, the department prepared and presented to the Board a resolution interpreting the Rural Recreation and Camping Ordinance to allow for self-contained RVs to park overnight in a permitted parking lot for a visitor-serving use incidental to a primary agricultural use.
- **Long Range Planning Mandatory Programs** – on an on-going basis, the department continued to implement mandatory Long Range Planning projects and programs, including the Williamson Act program, Growth Management Ordinance, Water Conservation Programs, General Plan Annual Progress Report, Housing Element Progress Report, and the processing of private General Plan Amendments.
- **Minor Local Coastal Plan (LCP) Amendments** – the department worked with the California Coastal Commission to complete and certify the Density Bonus Ordinance and Agricultural Worker Housing Ordinance LCP amendments in the summer of 2023.
- **Monarch Dunes Specific Plan Amendment** – The department prepared the Environmental Impact Report Addendum for the Monarch Dunes Specific Plan and presented the proposed project to the Planning Commission (February 2023) and Board of Supervisors (June 2023) for final action.
- **Paso Basin Land Use Management Area (PBLUMA) Planting Ordinance** – the department prepared the final Environmental Impact Report (FEIR) and presented the PBLUMA Planting Ordinance to the Board of Supervisors for final approval in December 2022. In February 2023, the department prepared and presented the Board with an ordinance repealing the PBLUMA Planting Ordinance and extending the Agricultural Offset Ordinance until 2028.
- **Senate Bill 9 Implementation** – the department worked with County Counsel to prepare an online guide and interactive mapping tool to inform the public about SB 9 and help landowners determine if their parcel is eligible for an SB 9 subdivision or development.
- **State Building Code Adoption** – the department amended the Building and Construction Ordinance, Title 19 of the County Code, to reflect the updated state building code.

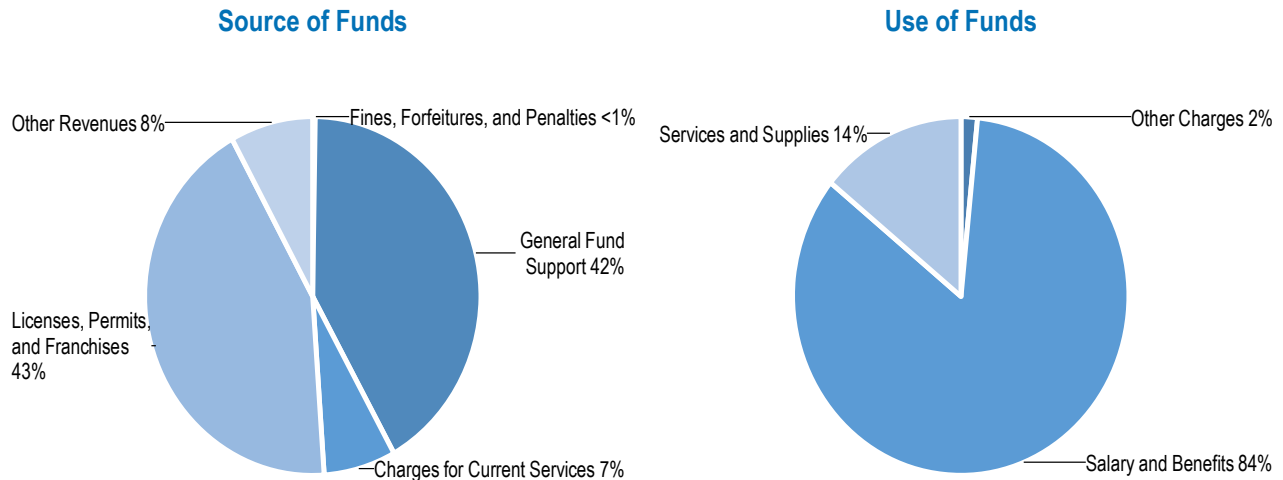
FY 2023-24 Objectives

- **Avila Community Plan** – the department will initiate the Environmental Impact Report for the Avila Community Plan in the Fall 2023.
- **Los Osos Community Plan and HCP Implementation and Funding Strategy** – the department will complete the Los Osos Community Plan and HCP Implementation and Funding Strategy in the Fall 2023.
- **Minor Ordinance Amendment Package** – the department will complete the Minor Ordinance Amendment Package, consisting of the Craft Distilleries Ordinance, Small Urban Wineries Ordinance, Dark Skies Ordinance, and Guest Ranch to Dude Ranch Ordinance in Fall 2023.
- **Annual Ordinance Clean-up Package** – the department will complete an ordinance clean-up package to amend outdated, confusing, and unnecessary ordinance language in the Fall 2023.

- **Long Range Planning Mandatory Programs** – on an on-going basis, the department will continue to implement mandatory Long Range Planning projects and programs, including the Williamson Act program, Growth Management Ordinance, Water Conservation Programs, General Plan Annual Progress Report, Housing Element Progress Report, and the processing of private General Plan Amendments.
- **Dana Reserve Specific Plan** – the department will present the proposed Specific Plan, Development Agreement, Conditional Use Permit, and Master Vesting Tentative Tract Map to the Planning Commission in Fall 2023.
- **Los Osos Community Plan and Habitat Conservation Plan (HCP)** - in Fall 2023, the department will work with the County’s Groundwater Sustainability Director to prepare a report summarizing the status of the Los Osos groundwater basin’s capacity to sustainably serve new development. The Department will also complete the Los Osos HCP with the U.S. Fish and Wildlife Service in Fall 2023.
- **Tyler 311** - the department will launch a web-based solution that allows the public to report suspected code violations through a convenient web portal or mobile app by June 2024.
- **Diablo Canyon Power Plant Decommissioning** – Issue Draft Environmental Impact Report.
- **Phillips 66 Decommissioning** – Begin Preparing the EIR for the Phillips 66 decommissioning project in Spring 2023.

FINANCIAL SUMMARY

	FY 2022-23 Adopted	FY 2022-23 Actual	FY 2023-24 Recommended	FY 2023-24 Adopted	Change from FY 2022-23
Licenses, Permits, and Franchises	\$8,527,373	\$7,980,340	\$8,724,489	\$8,876,308	\$348,935
Fines, Forfeitures, and Penalties	\$130,402	\$69,502	\$43,534	\$43,534	\$(86,868)
Intergovernmental Revenue	\$0	\$281,272	\$0	\$0	\$0
Charges for Current Services	\$1,340,267	\$1,587,813	\$1,426,873	\$1,426,873	\$86,606
Other Revenues	\$902,687	\$528,405	\$1,647,749	\$1,647,749	\$745,062
Interfund	\$730,118	\$343,583	\$0	\$0	\$(730,118)
Total Revenue	\$11,630,847	\$10,790,915	\$11,842,645	\$11,994,464	\$363,617
Salary and Benefits	\$17,189,785	\$14,919,838	\$17,190,210	\$17,480,273	\$290,488
Services and Supplies	\$2,796,633	\$3,184,913	\$2,920,593	\$2,920,592	\$123,959
Other Charges	\$0	\$101,647	\$336,000	\$336,000	\$336,000
Gross Expenditures	\$19,986,418	\$18,206,397	\$20,446,803	\$20,736,865	\$750,447
Less Intrafund Transfers	\$0	\$(17,378)	\$0	\$(138,243)	\$(138,243)
Net Expenditures	\$19,986,418	\$18,189,019	\$20,446,803	\$20,598,622	\$612,204
General Fund Support	\$8,355,571	\$7,398,104	\$8,604,158	\$8,604,158	\$248,587



COUNTY ADMINISTRATOR’S COMMENTS AND RECOMMENDATIONS

The level of General Fund support for Planning and Building is recommended to increase \$248,587 or 3% compared to the FY 2022-23 Adopted Budget.

Revenues are recommended to increase \$211,798 or 2%. Planning and Building fee revenue is increasing by \$198,854 or 2% due to current activity trends. Other Charges are increasing by \$745,062 or 83% due to a \$535,235 or 73% increase in Tri-County Regional Energy Network (3CREN) grant revenue related to shift in consultant and contract management from Ventura to San Luis Obispo County, a \$99,665 or 61% reduction in nuisance abatement revenue primarily related to Cannabis Code Enforcement being transferred to FC 136- Sheriff-Coroner, and \$306,000 of funding recommended to be brought into the budget from the Monarch Dunes Public Facility Fee Trust for the Nipomo Substation project, which is offset on the expenditure side as a transfer out to FC 230 – Capital Projects. The recommended budget also includes the reduction of \$730,118 in Interfund transfers due to the shift of FC 290 – Homeless and Affordable Housing (formally Community Development) to the Department of Social Services.

Expenditures are recommended to increase \$460,385 or 2% compared to FY 2022-23 adopted levels. Salaries and benefits are recommended to remain relatively flat at a \$425 increase due to the net decrease of 4.50 FTEs added mid-year (shown below) which offset the negotiated salary and benefit increases. In addition, the recommended budget includes the recommended BAR adding 1.00 FTE Building Division Manager to manage the department’s implementation of integrated intake in permit submittals, to ensure applications are processed efficiently and provide a singular application review for in-person and electronic submittals. Services and supplies accounts are recommended to increase by \$123,960 or 4% due primarily to an increase in Professional and Special Services due to an increase in consultant support for various services.

Other Charges in increasing by \$336,000 due to the \$306,000 transfer out to FC 230 – Capital Projects for the Nipomo Substation Project and \$30,000 transfer out to jurisdictions for 3CREN Grant reimbursable awards.

There is a total of \$310,723 included in the budget to be funded with American Rescue Plan Act of 2021 (ARPA) funds for restoration of government services.

The FY 2023-24 recommended Position Allocation List (PAL) for the department includes a net decrease of 8.00 FTE compared to the FY 2022-23 adopted PAL.

FY 2022-23 Mid-Year PAL Changes:

On July 12, 2022, the Board approved the following changes to the department’s PAL to support the 3C-REN program:

- Addition of 1.00 FTE Limited Term Program Manager I/II

On August 9, 2022, the Board approved the following changes to the department’s PAL due to the establishment of the Homeless Services Division within the Department of Social Services:

- Deletion of 1.00 FTE Land Use Technician
- Deletion of 1.00 FTE Administrative Services Manager
- Deletion of 3.00 FTE Program Manager I/II
- Deletion of 1.00 FTE Limited Term Program Manager I/II

On September 13, 2022, the Board approved the following changes to the department’s PAL due to the establishment of the Compliance Monitoring Program within the Sheriff’s Office:

- Deletion of 2.00 FTE Resource Protection Specialist I/II/III

On September 27, 2022, the Board approved the following changes to the department’s PAL:

- Reclassification of 1.00 FTE Accounting Technician to 1.0 FTE Accountant I/II/III

On December 6, 2023, the Board approved the following changes to the department’s PAL

- Addition of 1.00 FTE Planner for the Paso Planting Ordinance

FY 2023-24 Recommended PAL Changes:

The recommended budget includes the following changes to the department’s PAL:

- Addition of 1.00 FTE Building Division Manager (Permit Center Manager) for the BAR shown on the following page.

BOARD ADOPTED CHANGES

As part of the Supplemental Budget document, the Board amended the PAL for this fund center to carry forward the following changes approved on March 21, 2013:

Add 1.00 FTE Plans Examiner I/II/III to support the CAL FIRE / San Luis Obispo County Fire Department. This change increases expenditures and revenue by \$138,243. There is no net impact to the level of General Fund support.

Extend 1.00 FTE Limited-Term Principal Environmental Specialist and 1.00 FTE Limited-Term Senior Planner through February 9, 2027, to support processing workload related to certain large energy projects. This change increases expenditures and revenue by \$151,819. There is no net impact to the level of General Fund support.

BUDGET AUGMENTATION REQUESTS ADOPTED

<p>Title: Request to add 1.00 FTE Permit Center Manager (Building Division Manager) position in Planning and Building (FC 142) to manage the department's implementation of integrated intake in permit submittals, to ensure applications are processed efficiently and provide a singular application review for in-person and electronic submittals.</p>	
<p>Expense:</p> <p>\$217,563</p>	<p>Funding Source(s):</p> <p>General Fund: \$86,166, Building Fee Revenue: \$72,973, Land Use Fee Revenue: \$58,424</p>
<p>Intended Results:</p> <ol style="list-style-type: none"> 1. Establishing an Integrated Intake process for combined planning and building review of permit applications to streamline intake. 2. Provide one point of contact for permit center. 3. Designated manager to focus on the permit center so that the existing two managers can focus their time on their core duties. 4. Plan review corrections and rechecks will be reduced from 4-5 rounds of plan reviews to 3-4 rounds of plan reviews which supports our performance measures for initial plan reviews. 5. Customer-initiated requests for information will be reduced from 5-7 days to 2-4 days. 	
<p>Title: Request for \$71,653 in funding for a service contract with Granicus to continue to provide host compliance monitoring services for unlicensed and licensed short-term rentals (vacation rentals) in the unincorporated areas of the county.</p>	
<p>Expense:</p> <p>\$71,653</p>	<p>Funding Source(s):</p> <p>General Fund: \$71,653</p>
<p>Intended Results:</p> <ol style="list-style-type: none"> 1. Monitoring of a 24/7 complaint line for the community to report unlicensed and licensed property owners. 2. Address Identification/Mapping to identify unlicensed properties. 3. Compliance monitoring of property bookings with up-to-date information for each identified Rental Unit and its compliance status. 4. Activity dashboard and map to monitor trends and breakdown of compliance. 	

BUDGET AUGMENTATION REQUESTS NOT ADOPTED

<p>Title: Request to add 1.0 FTE Supervising Planner position in Planning and Building (FC 142) to manage compliance with State housing laws, lead County housing policy initiatives, and support the County's Homelessness Division in the Department of Social Services (DSS).</p>	
<p>Expense:</p> <p>\$170,351</p>	<p>Funding Source(s):</p> <p>General Fund: \$170,351</p>
<p>Intended Results:</p> <ol style="list-style-type: none"> 1. Continued compliance with State housing laws. 2. Eligibility for State housing grants. 3. Achievement of Board-directed goals related to housing and homelessness. 	

GOALS AND PERFORMANCE MEASURES

Department Goal: Ensure the wise development of land and the protection of public health and safety while providing timely, efficient, and high-quality service to our customers by complying with State development law and fully implementing the California Building Standards Code.

1. Performance Measure: Percentage of commercial project permits processed within 60 days to complete plan check.					
This measure provides information in order to gauge the department's performance in implementing the California Building Standards Code.					
	FY 2019-20	FY 2020-21	FY 2021-22	FY 2022-23	FY 2023-24
Target	80.00%	80.00%	80.00%	75.00%	0.00%
Actual	55.00%	50.00%	40.00%	57.00%	
Notes: This measure was modified to 60 days for FY 2022-23 to reflect changes in the department's business model and how processing times are measured. Prior to FY 2022-23, the performance measure was 30 days. This measure is being deleted for FY 2023-24.					
2. Performance Measure: Percentage of Land Use cases processed within established timeframes.					
This measure provides information in order to gauge the department's performance in implementing State laws regulating land use/subdivision project processing times. Projects that are exempt from the California Environmental Quality Act (CEQA) are required to be processed to hearing within 60 days of project acceptance; projects with Negative Declarations are required to be processed to hearing within 180 days of project acceptance.					
	FY 2019-20	FY 2020-21	FY 2021-22	FY 2022-23	FY 2023-24
Target	75.00%	75.00%	75.00%	75.00%	75.00%
Actual	0.00%	89.00%	75.00%	45.00%	
Notes: New measure for FY 2019-20 and results were not previously available. The target for FY 2022-23 was not met. The department has experienced significant staff shortages and turn-over since the pandemic, particularly within Planner job classifications. The department has allocated additional training resources in FY 2023-24 to improve processing times.					
3. Performance Measure: Percentage of single-family dwelling permits processed within 45 days to complete plan check.					
This measure provides information in order to gauge the department's performance in implementing the California Building Standards Code.					
	FY 2019-20	FY 2020-21	FY 2021-22	FY 2022-23	FY 2023-24
Target	0.00%	0.00%	80.00%	75.00%	0.00%
Actual	0.00%	0.00%	71.00%	60.00%	
Notes: This measure was modified to 45 days for FY 2022-23 to reflect changes in the department's business model and how processing times are measured. This was a new measure for FY 2021-22 that was subsequently re-evaluated. Prior to FY 2022-23, the performance measure was 30 days. This measure is being deleted for FY 2023-24.					
4. Performance Measure: Response Time for initial plan review of commercial projects in weeks.					
This measure tracks the amount of time it takes for the building division to complete the initial review of commercial projects for compliance with the California Building Standards Codes.					
	FY 2019-20	FY 2020-21	FY 2021-22	FY 2022-23	FY 2023-24
Target	0.00	0.00	0.00	0.00	12.00
Actual	0.00	0.00	0.00	0.00	
Notes: New Measure for FY 2023-24					
5. Performance Measure: Response Time for initial plan review of single-family dwellings in weeks.					
This measure tracks the amount of time it takes for the building division to complete the initial review of residential projects for compliance with the California Building Standards Codes.					
	FY 2019-20	FY 2020-21	FY 2021-22	FY 2022-23	FY 2023-24
Target	0.00	0.00	0.00	0.00	9.00
Actual	0.00	0.00	0.00	0.00	
Notes: New Measure for FY 2023-24					



FC 405 — Public Works

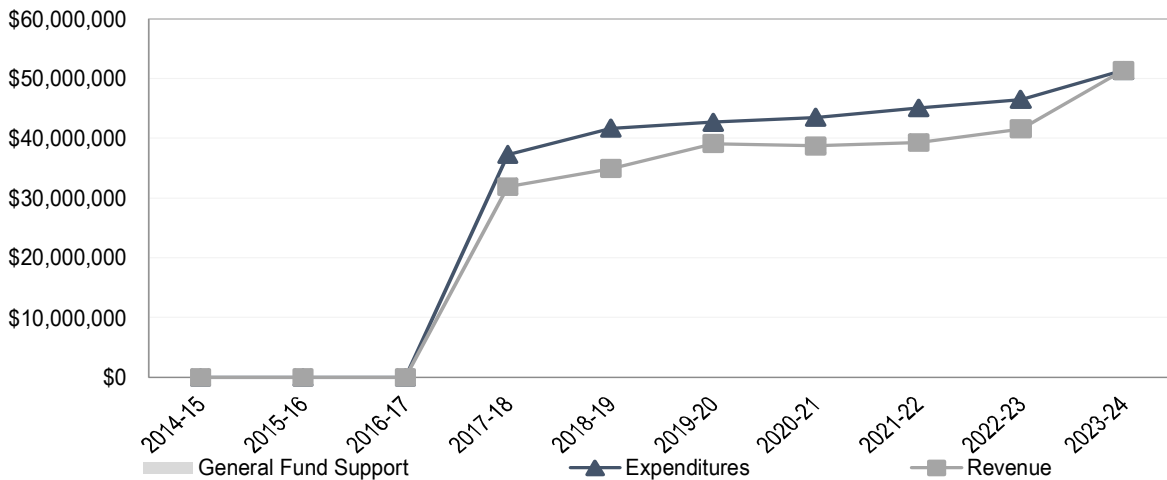
John Diodati - Public Works Director

Public Works manages the County’s roadways, water and wastewater systems, provides maintenance and custodial services for County facilities, and planning, design, and construction management for capital projects. Public Works operates as an Internal Service Fund outside the County General Fund and is funded primarily through charges to special districts, State and Federal funding, General Fund programs, and charges to County departments.

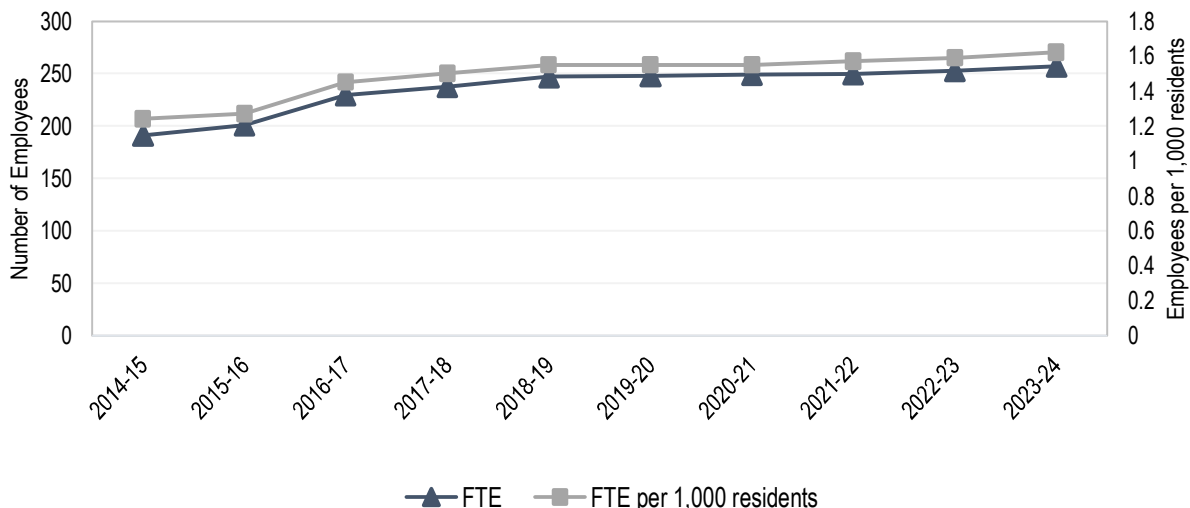
BUDGET AT A GLANCE

	FY 2023-24 Adopted	Change from FY 2022-23 Adopted	% Change
Expenditures	\$51,343,464	\$4,830,294	10%
Revenue	\$51,343,463	\$4,837,602	10%
Staffing Levels	257.00 FTE	4.25 FTE	2%

Ten Year Budget History



Ten Year Staffing History



MISSION STATEMENT

Provide public services related to the safe and efficient movement of traffic on County maintained roadways; engineering and surveying review of proposed land development; administration and operation of various water and waste water wholesale and retail facilities; long term water planning; franchise administration for the unincorporated areas; development and administration of solid waste programs in unincorporated County areas; and management and planning of the County's Capital Projects.

SERVICE PROGRAMS

The Public Works Internal Services Fund (ISF) has a total expenditure level of \$51,343,464 and a total staffing level of 257.00 FTE* to provide the services below. The ISF Fund Center (FC 405) reflects appropriation amounts included in other fund centers, including Roads (FC 245), Special Services (FC 201), Waste Management (FC 130), Solid Waste Management (FC 335), Los Osos Waste Water System (FC 430) a portion of Facilities Management (FC 113), and Special Districts.

Development Services (FC 201)

Provide engineering and survey review of land development projects, and right-of-way permitting and inspection services to the general public, professional consultants, contractors, utility companies, County departments, and outside agencies to ensure compliance with local, state and federal codes and regulations.

Total Expenditures: \$1,781,541
General Fund Support: **
Total Staffing (FTE): 7.10

Operations Center – Water and Sewer (FC 201)

Provide water and sewer service to County departments and other agencies in and around the Kansas Avenue area off Highway 1 in San Luis Obispo.

Total Expenditures: \$251,368
General Fund Support: **
Total Staffing (FTE): 1.13

Roads (FC 245)

Administer roads programs in compliance with the Streets and Highways Code, the Motor Vehicle Code and County Ordinances, and to keep in good and safe repair the County's roads, culverts, bridges and traffic signs; increase traffic safety and control right-of-way encroachments.

Total Expenditures: \$9,530,849
General Fund Support: **
Total Staffing (FTE): 94.00

Services to Special Districts (FC 201)

Provide fiscal, legal and engineering support to districts in the formation process; perform general utility district planning, assessment apportionments, special studies and projects as directed by the Board of Supervisors; provide administration of the County's cooperative road improvement program, cable TV regulation and access activities, and franchise administration.

Total Expenditures: \$285,618
General Fund Support: **
Total Staffing (FTE): 1.09

Special Districts

Operations, maintenance, capital projects and debt service of all public works related Board-governed special districts in the County.

Total Expenditures: \$34,452,576
General Fund Support: \$0
Total Staffing (FTE): 127.51

Waste Management Programs (FC 130)

Provide post-closure monitoring and maintenance of the Los Osos Landfill; administration of County's National Pollutant Discharge Elimination System (NPDES)-General Permit Municipal Separate Storm Sewer System (MS4) programs; and solid waste coordination with waste haulers including rate review and setting in the unincorporated areas of the County.

Total Expenditures: \$699,106
General Fund Support: **
Total Staffing (FTE): 3.01

Solid Waste (FC 335)

Develop and administer programs for compliance with State requirements for solid waste, green waste, organic waste, food recovery, and recycled materials in unincorporated County areas.

Total Expenditures: \$531,329
General Fund Support: **
Total Staffing (FTE): 2.70

Work for Outside Departments (FC 405)

Provides project management, Water Quality Lab testing, and other engineering services to various County departments and governmental agencies.

Total Expenditures: \$264,241
General Fund Support: \$0
Total Staffing (FTE): 1.80

Los Osos Wastewater System (FC 430)

Provide wastewater collection, treatment, and water recycling service to the community of Los Osos.

Total Expenditures: \$1,932,414
General Fund Support: \$0
Total Staffing (FTE): 10.48

Administration and Financial Services (FC 113)

Provide general management and financial management to Facilities Planning/Architectural Services and Facilities Planning Divisions.

Total Expenditures: \$ 625,640
General Fund Support: **
Total Staffing (FTE): 3.64

Utility Services (FC 113)

Coordinate with service providers to ensure County facilities receive gas, electric, water, and waste management services. Track consumption, identify effective reduction methods, and recommend renewable energy projects.

Total Expenditures: \$238,359
General Fund Support: **
Total Staffing (FTE): 0.89

Facilities Planning/Architectural Services (FC 113)

Manage routine facility assessments, identify and prioritize deficiencies, develop and estimate capital improvement projects, and establish budgetary recommendations. Delivery of maintenance and capital improvement projects occurs in FC 200 – Maintenance Projects and FC 230 – Capital Projects.

Total Expenditures: \$750,422
General Fund Support: **
Total Staffing (FTE): 3.65

* Staffing for the activities of Fund Center 430 – Los Osos Wastewater System, Fund Center 201 – Special Services, Fund Center 245 – Roads, Fund Center 130 – Waste Management, Fund Center 335 – Solid Waste Management, and Fund Center 113 – Facilities Management are reflected in Fund Center 405 – Public Works.

**General Fund Support is reflected in the individual Fund Center Service Programs

ACCOMPLISHMENTS AND OBJECTIVES

Following are some of the department's notable accomplishments for FY 2022-23 and some specific objectives for FY 2023-24.

FY 2022-23 Accomplishments

- Completion of an audit on water-related data and information needs allowing staff to make recommendations on an appropriate data and information management system to develop and implement.
- Initiated a collaborative effort to develop a DESAL Plan for a regional desalination project in the future.
- Successfully applied for over \$3 Million in funding through Integrated Regional Water Management Program grants for five water resources projects.
- Successfully upgraded the equipment at over 50 rain and stream data collection sites to improve timeliness and streamline operations and maintenance.
- Completion of the new Animal Services facility
- Awarded Construction Contracts for Co-Located Dispatch Facility, Lopez Bridge and Cayucos Vets Hall Rehabilitation.
- Successfully delivered numerous Facility Condition Assessment projects using the Job Order Contract delivery method.
- Completion of design, bidding and construction management of the 2020-21 and 2021-22 Countywide Overlay and Surface Treatment programs.
- Continued collaboration with the Department of Parks and Recreation on the development of an informal oak tree mitigation bank in Templeton (Duveneck property).
- Developed Morro manzanita germination program with US Fish and Wildlife Service and California State Parks
- Established quarterly meetings for local agencies and California Department of Fish and Wildlife to facilitate permitting for infrastructure projects.
- Completion of the Public Works IT Strategic Plan to include Geographic Information System.
- Advanced the implementation of water and wastewater infrastructure projects being funded through ARPA. Implementation of these projects will address the County's goal of improving water and wastewater resiliency.
- Successfully installed and connected the Salinas Dam Backup generator which provides emergency backup power to the Booster Station improving water supply reliability to the City of San Luis Obispo.
- Extended the term for State Water Project (SWP) water supply an additional 50 years to 2085. This continues State Water Project service and establishes updated cost recovery provisions for the District's SWP water supply contract to keep costs affordable.
- Executed an agreement between the Central Coast Water Authority and the District to transfer 1,000 acre-feet (AF) of State Water Project water in response to local emergency supply needs, offering new drought mitigation options protecting basic health and safety for our communities
- Continued the Lopez Lake Watershed cloud seeding program and added an aerial based program. The program could add 1,000 to 6,000 acre-feet of water for the next three winter seasons to the Lopez Lake reservoir which will help fortify the District's supplies protecting the health and safety of south county residents.

- Executed, amended and restated Lopez Water Supply Contracts with Lopez Contractors to enhance the Contractors' ability to manage their water supplies, improve multi-year water planning, and provide opportunities to re-finance bonds.
- Improved treatment processes at CSA 7A Oak Shores and CSA 18 San Luis Obispo Country Club wastewater treatment plants to meet new permit regulations.
- Completed and adopted a Los Osos Capacity Charge that creates an equitable fee for property owners that were not originally assessed for the wastewater system. The adopted charges will ensure that sufficient revenues are collected to pay for the costs of providing sewer collection and treatment services for future connections.
- As part of the Facility Condition Assessment ("FCA") program, Facilities Planning coordinated assessment of Parks and Recreation buildings and amenities, various trails, and accessways. Data was incorporated into the Capital Planning and Management software, and will be used to program capital improvement projects in the coming fiscal years.
- Facilities Planning coordinated subsequent seismic evaluations to incorporate voluntary seismic retrofits into projects recommended for funding in the next fiscal year.

FY 2023-24 Objectives

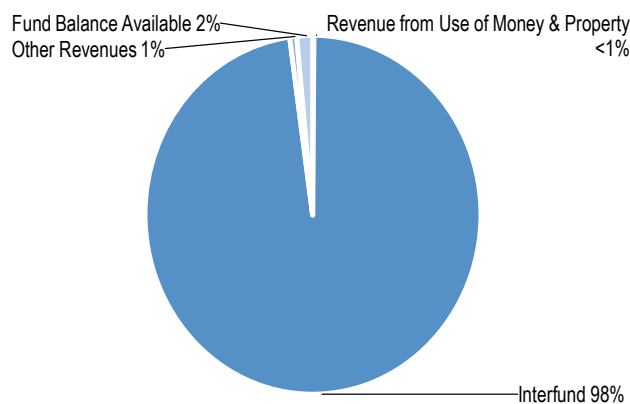
- Develop a proto-type version of a data and information management system for water-related analyses.
- Award a contract for the development of the DESAL Plan.
- Complete a study to determine how to address flooding in the Avila Beach area.
- Ensure historical data for each hydrologic collection site is compiled into a continuous record in a usable format to import the data into software used to conduct watershed and groundwater basin technical analyses.
- Commence construction on the Lopez Bridge and Co-Located Dispatch facility projects.
- Award the construction contract and commence construction on the Avila Beach Drive roundabout project.
- Provide on-going construction management for the Cayucos Vet's Hall Rehabilitation project.
- Commence construction on the new Probation building.
- Commence design of the County's ARPA funded projects for construction delivery.
- Develop Downstream Release Schedule and Conservation Measures for Lopez Project Habitat Conservation Plan.
- Develop protocols and working relationship with Water Resources Division for Zone 1/1A and Zone 9 flood control and habitat enhancement projects.
- Continue advancing water and wastewater infrastructure projects to repair and replace aging facilities and improve water and wastewater system resiliency.
- Optimize the District's State Water Project water supply via exchanges and transfers, utilizing Water Management Tools, in a way that will help it meet dry-year supply needs.
- Establish new connections to recycled water in Los Osos to reduce the use of potable water and meet the goals of the Los Osos Groundwater Basin Plan.

- Facilities Planning will continue to initiate subsequent seismic evaluations of select County facilities and will propose voluntary seismic retrofit projects.
- Facilities Planning will continue to utilize the Capital Planning and Management software to track data and propose repair projects based on the consultant recommended completion date and Facility Condition Index.

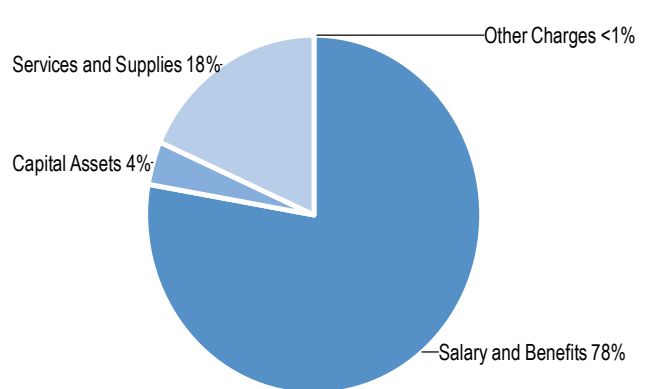
FINANCIAL SUMMARY

	FY 2022-23 Adopted	FY 2022-23 Actual	FY 2023-24 Recommended	FY 2023-24 Adopted	Change from FY 2022-23
Revenue from Use of Money & Property	\$126,272	\$203,142	\$65,231	\$65,231	\$(61,041)
Other Revenues	\$294,146	\$171,811	\$319,198	\$319,198	\$25,052
Interfund	\$41,148,547	\$51,125,301	\$49,407,683	\$50,163,398	\$9,014,851
Other Financing Sources	\$0	\$4,335	\$0	\$0	\$0
Total Revenue	\$41,568,965	\$51,504,589	\$49,792,112	\$50,547,827	\$8,978,862
Fund Balance Available	\$4,936,896	\$0	\$795,636	\$795,636	\$(4,141,260)
Total Financing Sources	\$46,505,861	\$51,504,589	\$50,587,748	\$51,343,463	\$4,837,602
Salary and Benefits	\$36,066,571	\$35,832,435	\$39,145,609	\$39,901,325	\$3,834,754
Services and Supplies	\$9,255,015	\$14,427,244	\$9,437,535	\$9,437,535	\$182,520
Other Charges	\$1,584	\$6,884	\$7,303	\$7,303	\$5,719
Capital Assets	\$1,190,000	\$893,279	\$1,997,300	\$1,997,300	\$807,300
Gross Expenditures	\$46,513,170	\$51,159,842	\$50,587,748	\$51,343,464	\$4,830,294
Net Expenditures	\$46,513,170	\$51,159,842	\$50,587,748	\$51,343,464	\$4,830,294
Total Financing Requirements	\$46,513,170	\$51,159,842	\$50,587,748	\$51,343,464	\$4,830,294

Source of Funds



Use of Funds



COUNTY ADMINISTRATOR'S COMMENTS AND RECOMMENDATIONS

The Public Works Internal Service Fund (ISF) budget reflects appropriation amounts included in other fund centers, including Fund Center (FC) 113 – Public Works - Facilities Management, FC 130 – Public Works – Waste Management, FC 201 – Public Works – Special Services, FC 245 – Public Works – Roads, FC 335 – Public Works – Solid Waste Management, FC 430 – Public

Works – Los Osos Wastewater System, and Special District budgets. Charges for services represent sources of revenue for the ISF. Recommended appropriations for those budgets, along with summaries for each program that purchases services from the ISF, are indicated in those fund centers.

Special Districts provide flood control, road maintenance, water, sewer, and other services through the use of assessments and other sources of funding. The majority of the ISF’s operating revenue and expense associated with services provided for Special Districts. Although the service charges for Special Districts are included in this amount, each district has its own budget that is separate from the overall County budget. These budgets are contained in the Special District budget document prepared by Public Works and approved by the Board of Supervisors during the County’s annual budget hearings in June. The other six fund centers listed above account for the balance of the fund’s operating revenues and expenditures.

Revenues are recommended to increase by \$8.2 million or 20% compared to the FY 2022-23 adopted level, due to increased charges for Public Works’ services, primarily increased charges to Special Districts, as well as an adjustment to the budgeting method used.

Expenditures are recommended to increase by \$4.1 million or 9% compared to FY 2022-23 adopted levels. The increase is primarily driven by negotiated salaries and benefit increases as well as an adjustment to the budgeting method used. The total recommended budgeted expenditures for FY 2023-24 are \$50.6 million.

Fixed assets are recommended in the amount of \$2 million (see Schedule 10 in the State Schedules section of this document). Public Works has a program that ranks the replacement of equipment on several criteria such as useful life, maintenance cost, usage, overall condition, importance to the department, and funding available. Most funding for replacement equipment will come from the ISF equipment replacement reserves, FC 245 – Roads, and Special District funds.

A listing of projects specific to Roads can be found in FC 245 – Roads, while a listing of projects carried out on behalf of Special Districts can be found in the Special Districts’ budget printed under separate cover.

This fund center was not allocated any ARPA funds for restoration of government services, based on the January 11, 2022, Board item approving the allocations. The recommended budget does not include any reductions due to the anticipated budget gap.

The FY 2023-24 recommended Position Allocation List (PAL) for the department includes a net increase of 0.25 FTE positions compared to the FY 2022-23 adopted PAL.

FY 2022-23 Mid-Year PAL Changes:

On November 8, 2022, the Board approved the following changes to the department’s PAL for duty alignment and recruitment purposes for support to FC 335 – Public Works – Solid Waste Management:

- Addition of 1.00 FTE Program Manager I/II
- Deletion of 1.00 FTE Solid Waste Coordinator I/II/III

Also on November 8, 2022, the Board approved the following changes to the department's PAL to increase capacity for anticipated increases in workload and improved effectiveness of the financial administration of State Water contracts and projects for support to Special Districts, FC 536 - State Water Contract Tax Fund and FC 537 - State Water Project Fund:

- Addition of 1.00 FTE Administrative Services Manager
- Deletion of 0.75 FTE Administrative Services Manager - 3/4 Time

BOARD ADOPTED CHANGES

As part of the Supplemental Budget document, the Board amended the PAL for this fund center to carry forward changes approved on March 21, 2023, to add 1.00 FTE Project Manager I/II/III to account for 1.00 FTE currently assigned full time to the Airports. This change increased expenditures for this fund center by \$172,191. Salaries and benefits increased by \$172,191. Interfund revenue increased by \$172,191 as the funding source for the added position will continue to be provided through the Public Works Internal Service Fund funded by direct projects. This fund center is an Internal Service Fund outside the County General Fund and does not receive any direct General Fund support. Therefore, there is no increase to level of General Fund support for this fund center or other fund centers. There were no recommended changes to the FC 425 – Airports FY 2023-24 recommended budget as a result of this change.

Also as part of the Supplemental Budget document, the Board amended the PAL for this fund center to carry forward changes approved on April 4, 2023, to delete 1.00 FTE Civil Engineering Tech I/II/III; and add 1.00 FTE Program Manager I/II; and delete 1.00 FTE Administrative Assistant I/II/III; and add 1.00 FTE Information Technology Specialist I/II; and delete 1.00 FTE Department Automation Specialist I/II/III; and add 1.00 FTE Information Technology Supervisor. This change was made in order to have an appropriate job classification to supervise the many aspects of encroachment permitting, support a modern workforce offering more online and automated services, implement new security policies, support water and wastewater SCADA applications, and support teleworking staff, and direct complex departmental IT initiatives and technology going forward and provide technical leadership. This change increased expenditures for this fund center by \$93,216. Salaries and benefits and interfund revenue increased by \$93,216. This fund center is an Internal Service Fund outside the County General Fund and does not receive any direct General Fund support. Therefore, there is no direct increase to level of General Fund support for this fund center or other fund centers. The funding source for the added positions will continue to be provided through Public Works Internal Services Fund, with the additional ongoing cost to be directed to Special Districts, Roads and Capital Projects. Despite the increased cost in salary and benefits within the Public Works Internal Service Fund, the proposed PAL change will not result in an increased cost to the General Fund.

Also as part of the Supplemental Budget document, the Board amended the PAL for this fund center to carry forward changes approved on May 2, 2023, to delete 1.00 FTE Environmental Specialist I/II/III; add 1.00 FTE Principal Environmental Specialist; add 1.00 FTE Project Manager I/II/III - Limited Term (sunset 7/1/2026); add 1.00 FTE Civil Engineering Technician Aide I/II/III - Limited Term (sunset 7/1/2026); and add 1.00 FTE Environmental Specialist I/II/III - Limited Term (sunset 7/1/2026) to create a "Storm Damage Recovery Team" to implement permanent repair projects necessary due to road damage from the Winter 2023 Storms. This change increased expenditures for this fund center by \$490,308. Salaries and benefits and interfund revenue increased by \$490,308. This fund center is an Internal Service Fund outside the County General Fund and does not receive any direct General Fund support. The funding source for the added positions will be provided through the Public Works Internal Service Fund funded by direct

projects. The Limited Term positions will be charging direct projects related to Storm damage in FC 245 – Public Works - Roads. It is anticipated that approximately 66% of expenditures will be recovered from FEMA, California Governor's Office of Emergency Services (CalOES), and Federal Highway Administration (FHWA). The remaining 34% of expenditures will likely be borne by the General Fund. There were no recommended changes to the FC 245 – Public Works - Roads FY 2023-24 recommended budget as a result of this change because, consistent with the May 2, 2023, funding plan, the department will return in FY 2023-24 for allocation of the necessary funding.

BUDGET AUGMENTATION REQUESTS ADOPTED

None requested.

GOALS AND PERFORMANCE MEASURES

Department Goal: To address deferred maintenance and improve the condition of County-owned public servicing buildings.					
1. Performance Measure: The Facility Condition Index (FCI) is used in facilities management to provide a benchmark to compare the relative condition of a group of facilities. An FCI of 5% or less is considered 'good' for building facilities.					
As an outcome of the Facility Condition Assessment program, by the Facilities Planning Division, a new objective is to measure the improvement of the condition of County-owned public servicing buildings (excluding Parks and Airports), by tracking the FCI (cost of identified repairs divided by the building replacement value).					
	FY 2019-20	FY 2020-21	FY 2021-22	FY 2022-23	FY 2023-24
Target	5.00%	5.00%	5.00%	5.00%	5.00%
Actual	8.13%	7.57%	7.26%	6.58%	
Notes: Reaching a FCI of 5.00 will be a multi-year effort for Facilities Management Division.					



FC 430 — Public Works - Los Osos Wastewater System

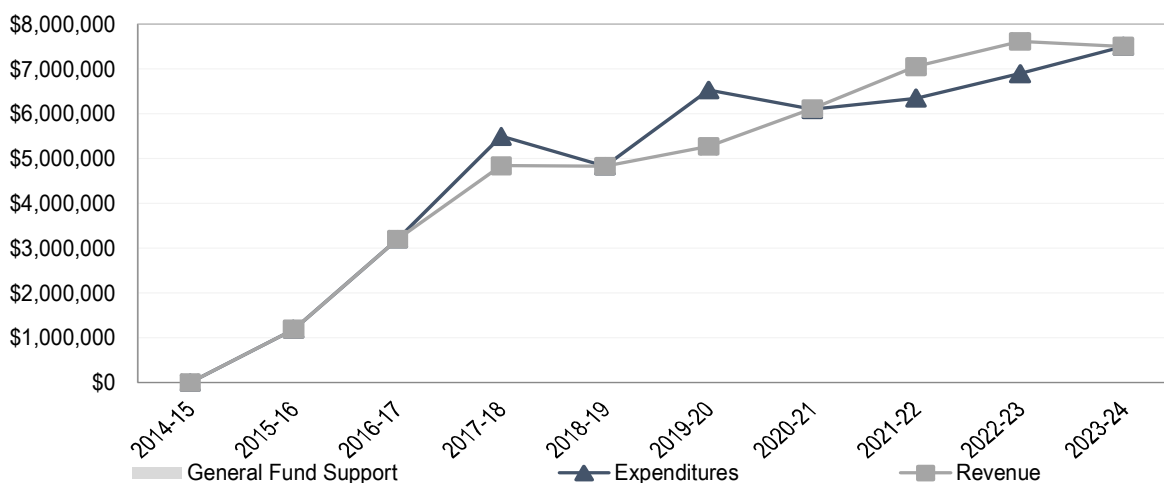
John Diodati - Public Works Director

The Los Osos Wastewater System provides wastewater collection, treatment, and recycling services for the Los Osos community. The Los Osos Wastewater System operates as an Enterprise Fund outside the County General Fund and is funded through user fees.

BUDGET AT A GLANCE

	FY 2023-24 Adopted	Change from FY 2022-23 Adopted	% Change
Expenditures	\$7,501,595	\$211,216	3%
Revenue	\$7,501,595	\$211,216	3%
Staffing Levels	0.00 FTE	0.00 FTE	0%

Ten Year Budget History



MISSION STATEMENT

Provide the community of Los Osos with a high level of health and safety, water quality, and environmental protection through effective administration and operation of wastewater and recycled water services.

SERVICE PROGRAMS

The Los Osos Wastewater System functions under the Public Works Department. It has a total operating expenditure level of \$7,501,595 to provide the following service:

Los Osos Wastewater System

Provide wastewater collection, treatment, and recycling services to the community of Los Osos.

Total Expenditures: \$7,501,595

General Fund Support: \$0

Total Staffing (FTE): *

* Staffing is reflected in Fund Center 405 – Public Works

ACCOMPLISHMENTS AND OBJECTIVES

Following are some of the department's notable accomplishments for FY 2022-23 and some specific objectives for FY 2023-24.

FY 2022-23 Accomplishments

- Achieved sewer connection status of over 99.4% for the Los Osos Wastewater System.
- Received increased total funding award of \$1,875,000 in American Rescue Plan Act (ARPA) Federal grant for wastewater projects.
- Moved forward special projects funded by ARPA and made modifications to projects based on current wastewater system needs.
- Awarded “Plant of the Year” by the Tri-Counties Region of the California Water Environment Association (CWEA) exhibiting staff dedication to plant operations excellence.
- Performed collection system assessment by closed circuit television (CCTV) to determine level of maintenance required.

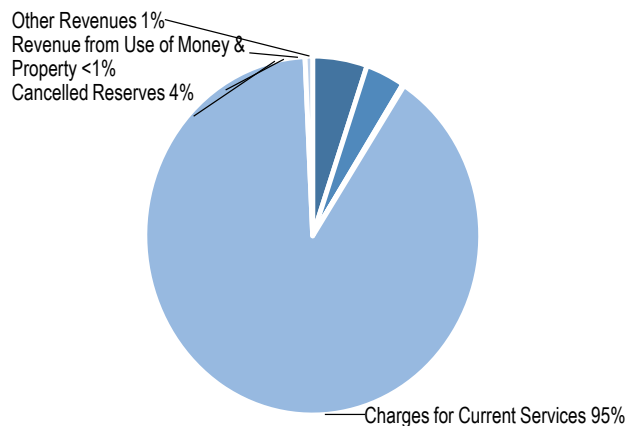
FY 2023-24 Objectives

- Connect Los Osos Middle School to the Recycled Water System and prepare plans for the three elementary schools to be connected.
- Explore solar system to float on the wastewater ponds to level the cost of plant power use.
- Install variable speed drive units on the effluent pumps to reduce power consumption and improve water system pressure control.
- Perform setup and collection system maintenance, in order to be considered for Collection System of the Year award by CWEA for the second year in a row.
- Improve whole system maintenance management with long term goal toward predictive maintenance level for critical equipment.
- Continue excellent operation of wastewater plant with goal to achieve Statewide Plant of the Year Award within the next 5 years.

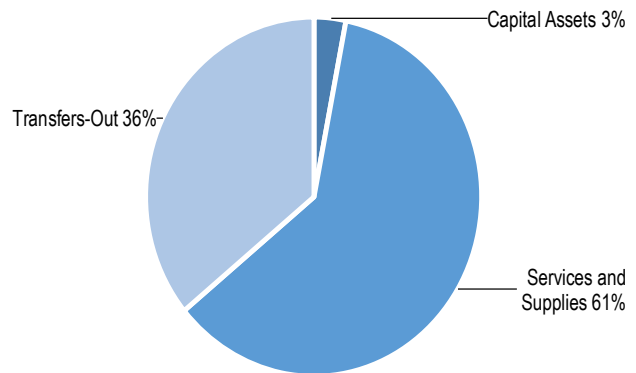
FINANCIAL SUMMARY

	FY 2022-23 Adopted	FY 2022-23 Actual	FY 2023-24 Recommended	FY 2023-24 Adopted	Change from FY 2022-23
Revenue from Use of Money & Property	\$25,390	\$111,907	\$15,000	\$15,000	\$(10,390)
Charges for Current Services	\$7,518,689	\$7,424,979	\$7,547,347	\$7,547,347	\$28,658
Other Revenues	\$64,176	\$2,675,668	\$64,176	\$64,176	\$0
Other Financing Sources	\$0	\$7,227,744	\$0	\$0	\$0
Total Revenue	\$7,608,255	\$17,440,299	\$7,626,523	\$7,626,523	\$18,268
Fund Balance Available	\$(317,876)	\$0	\$(439,404)	\$(439,404)	\$(121,528)
Cancelled Reserves	\$0	\$0	\$314,476	\$314,476	\$314,476
Total Financing Sources	\$7,290,379	\$17,440,299	\$7,501,595	\$7,501,595	\$211,216
Services and Supplies	\$3,981,024	\$4,804,369	\$4,567,781	\$4,567,781	\$586,757
Other Charges	\$0	\$7,137,769	\$0	\$0	\$0
Capital Assets	\$209,432	\$178,308	\$232,400	\$232,400	\$22,968
Transfers-Out	\$2,702,431	\$7,603,006	\$2,701,414	\$2,701,414	\$(1,017)
Gross Expenditures	\$6,892,887	\$19,723,454	\$7,501,595	\$7,501,595	\$608,708
Less Intrafund Transfers	\$0	\$(138,219)	\$0	\$0	\$0
Net Expenditures	\$6,892,887	\$19,585,234	\$7,501,595	\$7,501,595	\$608,708
New Reserves	\$397,492	\$0	\$0	\$0	\$(397,492)
Total Financing Requirements	\$7,290,379	\$19,585,234	\$7,501,595	\$7,501,595	\$211,216

Source of Funds



Use of Funds



COUNTY ADMINISTRATOR’S COMMENTS AND RECOMMENDATIONS

This fund center functions under the umbrella of the Public Works Internal Service Fund (ISF). All staffing and equipment needed to carry out the programs in this fund center are provided by the ISF and charged back to this fund center as services are performed. Labor costs from the ISF are accounted for in services and supplies and not salaries and benefits, as in other fund centers.

The Public Works - Los Osos Wastewater System fund center is an Enterprise Fund outside of the General Fund and does not receive any General Fund support.

Revenues are recommended to increase by \$18,268 or less than 1% compared to FY 2022-23 adopted levels as a result of Board approved sewer service rate increases.

Expenditures are recommended to increase by \$608,708 or 9% compared to FY 2022-23 adopted levels, primarily due to increased labor and overhead charges from the Public Works ISF as the result of negotiated salary and benefit increases. It is also due to the Board-approved rebate allowance increase from 20% to 40%, the imposition of a CCTV system for collection monitoring, and the increased cost of chemicals and utilities, which have far outpaced the rate of inflation.

This fund center was not allocated any ARPA funds for restoration of government services based on the January 11, 2022, Board item approving the allocations. The recommended budget does not include any reductions due to the anticipated budget gap.

This fund center does not have a Position Allocation List.

BOARD ADOPTED CHANGES

None.

BUDGET AUGMENTATION REQUESTS ADOPTED

None requested.

GOALS AND PERFORMANCE MEASURES

Department Goal: Administer, operate and maintain the Los Osos wastewater and recycled water systems providing collection, conveyance, treatment, and recycling of wastewater; protecting environmental and public health maintaining regulatory compliance in an efficient and sustainable manner.					
1. Performance Measure: Percentage of days per year that the system meets mandated water quality standards.					
This measures the percentage of time/days during the year that the wastewater system meets State and Federal water quality standards.					
	FY 2019-20	FY 2020-21	FY 2021-22	FY 2022-23	FY 2023-24
Target	100.00%	100.00%	100.00%	100.00%	100.00%
Actual	100.00%	100.00%	100.00%	100.00%	
Notes:					
2. Performance Measure: Percentage of recycled water used for other than direct disposal.					
This measures the percentage of total recycled water produced that is used for irrigation.					
	FY 2019-20	FY 2020-21	FY 2021-22	FY 2022-23	FY 2023-24
Target	0.00%	10.00%	9.00%	9.00%	9.00%
Actual	0.00%	6.70%	9.65%	11.09%	
Notes:					



FC 248 — Public Works - Road Impact Fees

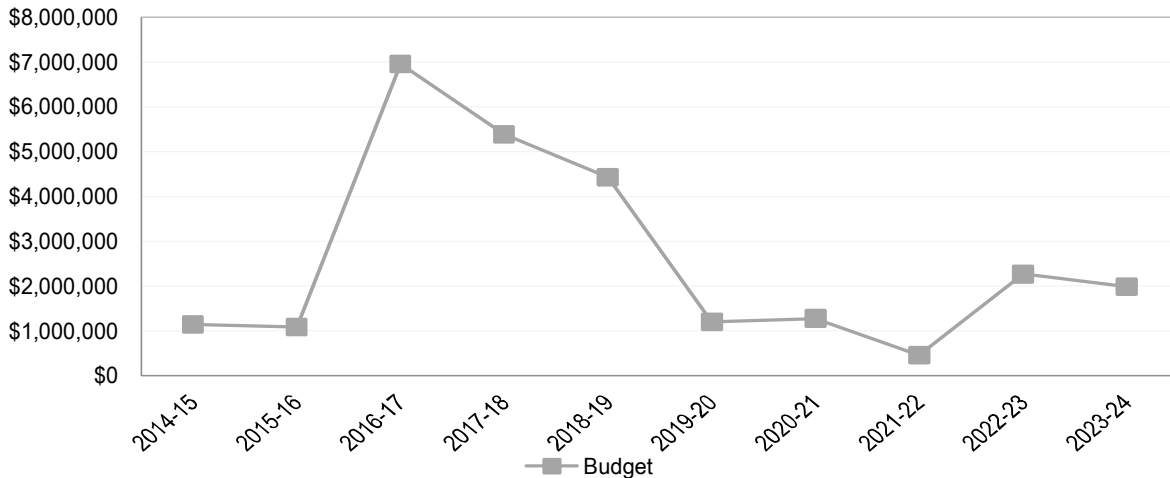
John Diodati - Public Works Director

Road Impact Fees collects fee revenue from eleven specific areas in the county and allocates funds for future road projects within those areas. Road Impact Fees is a Special Revenue Fund outside the County General Fund and is funded by development impact fees.

BUDGET AT A GLANCE

	FY 2023-24 Adopted	Change from FY 2022-23 Adopted	% Change
Expenditures	\$1,980,016	\$(1,760,744)	(47)%
Revenue	\$1,980,016	\$(1,760,744)	(47)%
Staffing Levels	0.00 FTE	0.00 FTE	0%

Ten Year Budget History



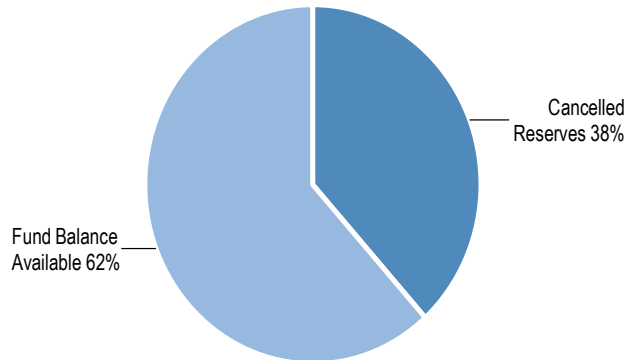
PURPOSE STATEMENT

Collection of Road Improvement Fees (RIF) used to construct new roads or make major improvements to existing roads and intersections within the RIF areas of the County.

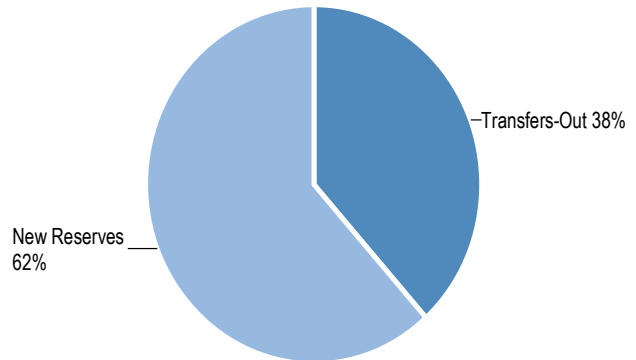
FINANCIAL SUMMARY

	FY 2022-23 Adopted	FY 2022-23 Actual	FY 2023-24 Recommended	FY 2023-24 Adopted	Change from FY 2022-23
Revenue from Use of Money & Property	\$0	\$207,810	\$0	\$0	\$0
Charges for Current Services	\$0	\$1,013,305	\$0	\$0	\$0
Total Revenue	\$0	\$1,221,116	\$0	\$0	\$0
Fund Balance Available	\$1,471,560	\$0	\$0	\$1,221,116	\$(250,444)
Cancelled Reserves	\$2,269,200	\$0	\$758,900	\$758,900	\$(1,510,300)
Total Financing Sources	\$3,740,760	\$1,221,116	\$758,900	\$1,980,016	\$(1,760,744)
Transfers-Out	\$2,269,200	\$557,468	\$758,900	\$758,900	\$(1,510,300)
Gross Expenditures	\$2,269,200	\$557,468	\$758,900	\$758,900	\$(1,510,300)
New Reserves	\$1,471,560	\$0	\$0	\$1,221,116	\$(250,444)
Total Financing Requirements	\$3,740,760	\$557,468	\$758,900	\$1,980,016	\$(1,760,744)

Source of Funds



Use of Funds



COUNTY ADMINISTRATOR’S COMMENTS AND RECOMMENDATIONS

Road Impact Fees is a Special Revenue Fund outside the General Fund. It receives no General Fund support. The fund center collects road improvement fees and transfers funds to Fund Center (FC) 245 – Public Works - Roads to fund projects, as needed.

The amount of Road Impact Fees recommended budget for FY 2023-24 represents a decrease of \$1.5 million or 67% compared to FY 2022-23 adopted levels for planned new projects, studies, and debt service payments. Due to fluctuations in building permits issued, it is difficult to project actual revenues from year to year. In order to ensure adequate continuity of funding is available for multi-year projects, the department funds traffic and capital projects from impact fee reserves rather than through budgeted revenue.

The debt service payment for the Vineyard Drive Interchange Project in Templeton is recommended at \$346,400. It is not known each year whether the fees collected in this area will be enough to meet the payment amount. Once the impact fee revenue from this area exceeds

the debt service amount for a given year, the funds are used to repay the loaned funds, with interest. Using reserves to make this payment is not permissible unless the monies have been collected from the Templeton fee area. Therefore, a loan from the Road Fund – Pavement Management Program may be necessary (previously authorized by the Board), though such a loan will likely not be needed in FY 2023-24.

This fund center was not allocated any ARPA funds for restoration of government services, based on the January 11, 2022, Board item approving the allocations. The recommended budget does not include any reductions due to the anticipated budget gap.

This fund center does not have a Position Allocation List.

Nine traffic projects and studies are recommended for funding, a decrease of one project or study compared to the FY 2022-23 adopted budget. As project needs are studied and improvements planned, funds will be allocated toward construction of the improvements as transfers to FC 245 – Public Works - Roads.

Planned new expenditures of \$758,900 represent \$412,500 for nine projects and studies reflected in the department’s FY 2023-24 budget request for FC 245 – Public Works - Roads as well as a Debt Service Payment in the amount of \$346,400 represented in the budget request for FC 248 – Public Works - Road Impact Fees to repay debt incurred on the Vineyard Drive Interchange Project. Recommended projects and debt service payments include:

Project Name	Amount of Fees Allocated
1. Avila Traffic Study	\$2,500
2. Templeton Traffic Study	\$2,500
3. San Miguel Traffic Study	\$2,500
4. Nipomo One Traffic Study	\$75,000
5. Nipomo Two Traffic Study	\$75,000
6. North Coast Traffic Study	\$2,500
7. Los Osos Traffic Study	\$2,500
8. Nacimiento Traffic Study	\$150,000
9. Nacimiento Lake Dr at Chimney Rock Rd Oper Improvements	\$100,000
Debt Service Payment - Templeton Area for Vineyard Drive Interchange	\$346,400
Total Fees Allocated	\$ 758,900

BOARD ADOPTED CHANGES

At FY 2022-23 year end, the final Fund Balance Available (FBA) for Road Impact Fees was \$1,221,116 higher than what had been estimated during FY 2023-24 budget development. Because the department funds traffic and capital improvements from reserves, revenue received is reflected as FBA. As part of Final Budget adoption, the Board approved the allocation of these funds to the Road Impact Fees Fund’s Road Improvement designation.

There were no changes to the table above necessary associated with year-end closing financial activity or as a result of actions taken via the Supplemental Budget, budget hearing, or Final Budget adoption.

BUDGET AUGMENTATION REQUESTS ADOPTED

None requested.



FC 245 — Public Works - Roads

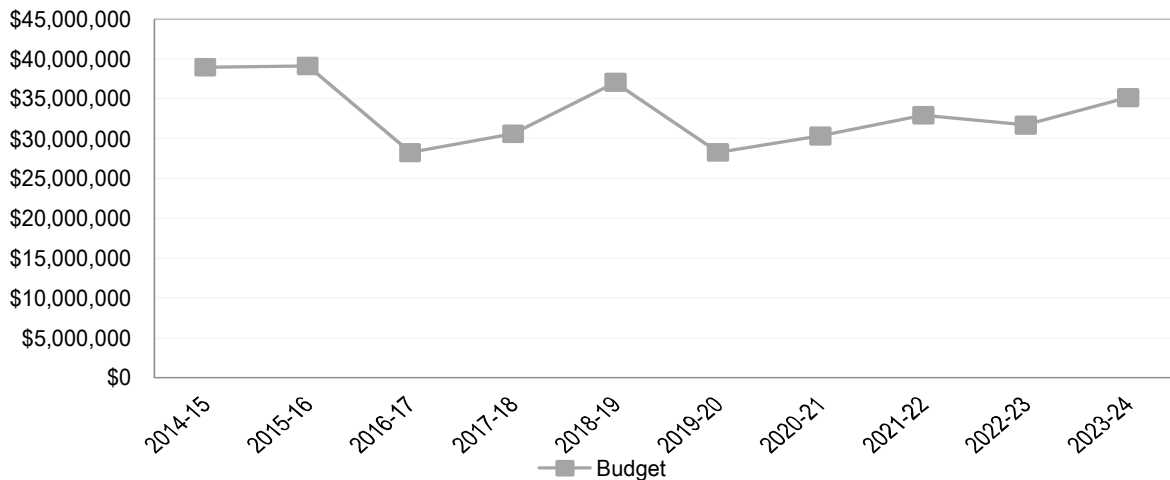
John Diodati - Public Works Director

Roads provides for the maintenance and construction of roadways and bridges within the county. Roads is a Special Revenue Fund outside the County General Fund and is funded primarily by State and Federal funds, contributions from the County General Fund, and tax revenue.

BUDGET AT A GLANCE

	FY 2023-24 Adopted	Change from FY 2022-23 Adopted	% Change
Expenditures	\$35,159,773	\$(1,775,577)	(5)%
Revenue	\$35,159,773	\$(1,775,577)	(5)%
Staffing Levels	0.00 FTE	0.00 FTE	0%

Ten Year Budget History



MISSION STATEMENT

Provide public services related to the safe and efficient movement of traffic on the County maintained roadways.

SERVICE PROGRAMS

Roads has a total expenditure level of \$34,334,417 to provide the following services:

Roads Construction

Construct new roads, or make major improvements to County roads and intersections within the unincorporated area of the County.

Total Expenditures: \$8,238,000

General Fund Support: \$0.00

Total Staffing (FTE): *

Roads Maintenance

Maintain, or make minor improvements to, existing County roads and intersections within the unincorporated area of the County.

Total Expenditures: \$25,987,565

General Fund: \$6,219,224

Total Staffing (FTE): *

Roads Administration

Costs associated with a Debt Service payment of interest and principal to USDA for the Oceano Drainage Project. Expected to be fully repaid in FY 2061-62.

Total Expenditures: \$108,852

General Fund: \$108,852

Total Staffing (FTE): *

* Staffing is reflected in Fund Center 405 – Public Works

ACCOMPLISHMENTS AND OBJECTIVES

Following are some of the department's notable accomplishments for FY 2022-23 and some specific objectives for FY 2023-24.

FY 2022-23 Accomplishments

- Completed surface treatments on approximately 90 miles of arterial, collector, and local roads to improve pavement preservation.
- Completed asphalt overlay on approximately 20 miles of high-use roadways to improve pavement preservation.
- Completed major patching on various local roads countywide, including Bitterwater Road, Cholame Valley Road, Plum Orchard Lane, Tishlini Lane, Davis Canyon Road, and Soda Lake Road.
- Upgraded 54 ADA ramps countywide.
- Completed Vineyard Drive Corridor Plan.
- Replaced culvert on Orcutt Road.
- Upgraded lighting in Olde Towne Nipomo to energy efficient LEDs.
- Initiated traffic analysis for operational improvements on Las Tablas Road at US 101 Interchange in Templeton.
- Completed metal beam guardrail upgrades at various locations countywide.
- Completed intersection lighting improvements at various locations countywide.
- Began construction of the Lopez Drive Bridge Retrofit project.

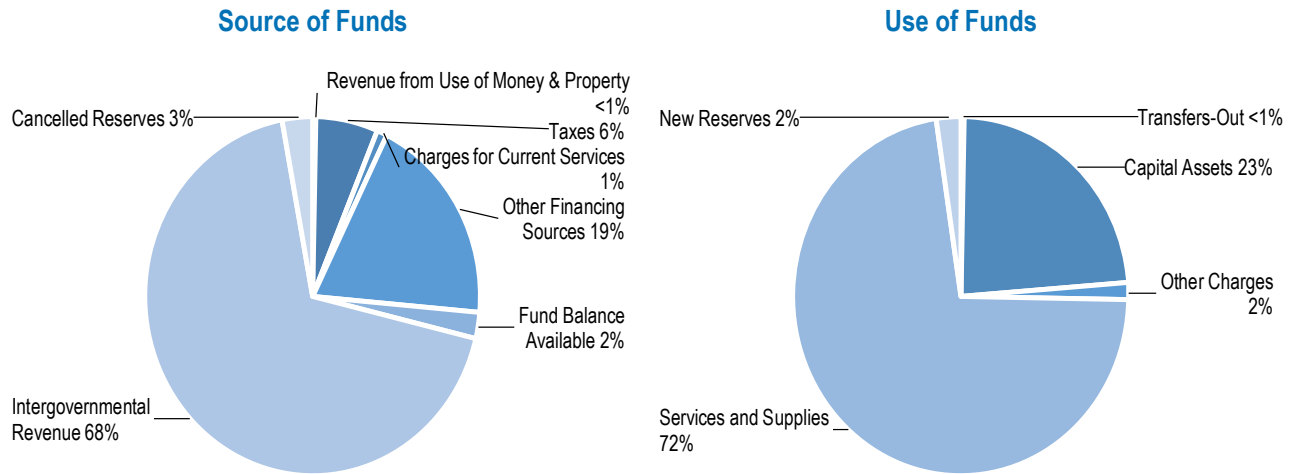
FY 2023-24 Objectives

- Complete surface treatments on approximately 45 miles of roadway to improve pavement preservation.

- Complete asphalt overlay on approximately 8 miles of high-use roadway to improve pavement preservation.
- Prepare approximately 50 miles of roadway for future Pavement Management Projects.
- Upgrade 32 ADA ramps countywide.
- Complete major patching on 25 miles of roadway.
- Initiate the Buckley Road Corridor Plan and SR 227 Road Fee Study update.
- Initiate the South County (Nipomo and Arroyo Grande fringe area) Road Fee Study update.
- Initiate the Project Approval and Environmental Document (PA&ED) Phase of Main Street at US 101 Interchange Project in Templeton.
- Complete the Los Berros Road Widening and Left Turn Lane at Dale Avenue Project in Arroyo Grande.
- Initiate the Los Osos Valley Road Corridor Plan.
- Complete the Pier Avenue Multimodal Design.
- Begin construction of the El Camino Real Bridge Replacement Project.
- Begin construction of the Avila Beach Drive at US101 Interchange Operational Improvements Project.

FINANCIAL SUMMARY

	FY 2022-23 Adopted	FY 2022-23 Actual	FY 2023-24 Recommended	FY 2023-24 Adopted	Change from FY 2022-23
Taxes	\$1,947,454	\$2,112,568	\$2,104,577	\$2,104,577	\$157,123
Revenue from Use of Money & Property	\$150,000	\$385,122	\$100,000	\$100,000	\$(50,000)
Intergovernmental Revenue	\$21,054,987	\$26,922,914	\$24,001,242	\$24,001,242	\$2,946,255
Charges for Current Services	\$278,544	\$437,004	\$358,022	\$358,022	\$79,478
Other Revenues	\$6,800	\$108,791	\$0	\$0	\$(6,800)
Other Financing Sources	\$8,254,057	\$18,542,510	\$6,740,576	\$6,740,576	\$(1,513,481)
Total Revenue	\$31,691,842	\$48,508,909	\$33,304,417	\$33,304,417	\$1,612,575
Fund Balance Available	\$5,243,508	\$0	\$0	\$825,356	\$(4,418,152)
Cancelled Reserves	\$0	\$0	\$1,030,000	\$1,030,000	\$1,030,000
Total Financing Sources	\$36,935,350	\$48,508,909	\$34,334,417	\$35,159,773	\$(1,775,577)
Services and Supplies	\$21,594,615	\$37,890,218	\$25,434,081	\$25,434,081	\$3,839,466
Other Charges	\$503,380	\$49,244	\$549,470	\$549,470	\$46,090
Capital Assets	\$9,480,000	\$14,224,610	\$8,238,000	\$8,238,000	\$(1,242,000)
Transfers-Out	\$113,847	\$113,847	\$112,866	\$112,866	\$(981)
Gross Expenditures	\$31,691,842	\$52,277,919	\$34,334,417	\$34,334,417	\$2,642,575
Less Intrafund Transfers	\$0	\$(14,224,610)	\$0	\$0	\$0
Net Expenditures	\$31,691,842	\$38,053,309	\$34,334,417	\$34,334,417	\$2,642,575
New Reserves	\$5,243,508	\$0	\$0	\$825,356	\$(4,418,152)
Total Financing Requirements	\$36,935,350	\$38,053,309	\$34,334,417	\$35,159,773	\$(1,775,577)
County of San Luis Obispo		152			Fiscal Year 2023-24 Final Budget



COUNTY ADMINISTRATOR’S COMMENTS AND RECOMMENDATIONS

The Roads budget functions under the umbrella of the Public Works Internal Service Fund (ISF). All staffing and equipment needed to carry out the programs in this fund center are provided by the ISF and charged back to this fund center as services are performed.

The department uses a pavement condition index (PCI) as a measure to gauge the overall condition of the County’s paved roads. As discussed in the performance measures for this fund center, the Board’s adopted goal is to maintain a PCI of 65 or better, which is the Statewide average. With the recommended level of funding from the General Fund and Senate Bill (SB) 1 - The Road Repair and Accountability Act, the pavement management program is expected to maintain a PCI of 59 through FY 2023-24.

The General Fund contribution for this budget is recommended to decrease by \$981 or less than 1% compared to FY 2022-23 adopted levels as a result of a slight decrease in debt service expenses associated with a loan for the Oceano Drainage project. The level of General Fund support is sufficient to maintain full draw-down of SB 1 funds.

Revenues are recommended to increase by \$1.6 million or 5% compared to FY 2022-23 adopted levels despite a large decrease in the number of planned projects that will be funded with Road Impact Fees (RIF). This is due to a substantial anticipated increase in Highway User Tax (HUTA) and SB 1 funds as a result of expected increases in consumer usage of fuel, as estimated by California State Association of Counties (CSAC). The increase in revenue is also due to a large anticipated increase in SB 325 - Local Transportation Funding (LTF) funds primarily due to an increase in funding associated with the Coronavirus Aid, Relief, and Economic Security Act (CARES), which has offset the Regional Transit Authority’s (RTA) need for LTF to fund operating expenses.

Expenditures are recommended to increase by \$2.6 million or 8% compared to FY 2022-23 adopted levels due to a substantial increase in planned road maintenance and traffic study projects, offset by fewer planned capital projects. It is also due to increases to negotiated salaries and benefits, materials and equipment costs, and liability insurance rates. The Roads budget includes \$8.2 million in capital asset expenditures for capital projects.

This fund center was not allocated any ARPA funds for restoration of government services, based on the January 11, 2022, Board item approving the allocations. The recommended budget does not include any reductions due to the anticipated budget gap.

This fund center does not have a Position Allocation List.

The following work program statement and listing of major projects being carried out by the Road Fund is required by the State Budget Act:

Work Program Statement		
1	Administration	\$6,704,240
2	Construction	\$8,238,000
3	Maintenance	\$18,733,855
4	Aid to Other Governmental Agencies	\$-
5	Acquisition of Equipment	\$549,470
6	Plant Acquisition	\$ -
7	Reimbursable Work	\$ -
8	Cost Transfers and Reimbursements	\$108,852
		\$ 34,334,417

Project No.	Project Description	Milestone Completion at 6/30/24	Funding Requirements for 23/24 *see footnote	Previous Years Balance to be Encumbered	New Funding to be Appropriated 23/24
New Road Construction					
300372	Halcyon Road at Route 1, Phase 1 - Intersection Realignment	30% Plans, Specs, Est	1,100,000	1,100,000	0
Total New Road Construction			1,100,000	1,100,000	0
Road Reconstruction					
300150	Main Street Interchange, Templeton - Operational Improvements	On Hold	1,500,000	1,500,000	0
300273	Small Safety Betterments	N/A	275,000	125,000	150,000
300384	Los Berros Road at Dale Avenue - Left Turn Lane	60% Construction	1,400,000	1,400,000	0
300506	Avila Beach Drive Interchange - Operational Improvements	60% Construction	1,000,000	1,000,000	0
300552	Santa Rosa Creek Slope Stabilization	Budget-Funding Identified	110,000	110,000	0
300566	Halcyon Road Grade Widening Improvement Project, Arroyo Grande	On Hold	27,000	27,000	0
300612	Buckley Road Corridor Study, San Luis Obispo	Field Studies Completed	50,000	0	50,000
300645	Las Tablas at Hwy 101, Templeton - Operational Improvements	30% Plans, Specs, Est	280,000	280,000	0
300652	Vineyard Drive Corridor Plan	30% Plans, Specs, Est	30,000	30,000	0
300659	Metal Beam Guardrail FY 2022-23	Final Plans, Specs, Est	230,000	200,000	30,000
300660	Centerline Rumble Strips FY 2022-23	Final Plans, Specs, Est	210,000	160,000	50,000
300679	Los Osos Valley Road Corridor Plan	Field Studies Completed	250,000	250,000	0
300680	Pier Avenue Corridor Plan	"Ready to Advertise" Checklist Complete	250,000	250,000	0
300681	Pier Avenue Betterments	"Ready to Advertise" Checklist Complete	50,000	50,000	0
300687	Nacimiento Lake Drive at Chimeny Rock - Operational Improvements	Budget-Funding Identified	100,000	0	100,000

Land Based
FC 245 — Public Works - Roads

Project No.	Project Description	Milestone Completion at 6/30/24	Funding Requirements for 23/24 *see footnote	Previous Years Balance to be Encumbered	New Funding to be Appropriated 23/24
300688	Metal Beam Guardrail Installation FY 2023-24	On Hold	60,000	0	60,000
300689	Metal Beam Guardrail Upgrades FY 2023-24	On Hold	100,000	0	100,000
300690	Santa Rosa Creek Road Widening	On Hold	60,000	0	60,000
Total Road Reconstruction			5,982,000	5,382,000	600,000
New Road Lights, Traffic Signals					
300630	Intersection Streetlights FY 2021-22	Construction Complete	470,000	470,000	0
300644	Traffic Signal at Tefft Street and Mesa Road, Nipomo	30% Construction	549,000	549,000	0
300661	Chevrons/Signage FY 2022-23	Final Plans, Specs, Est	80,000	50,000	30,000
Total New Road Lights, Traffic Signals			1,099,000	1,069,000	30,000
Pedestrian Ways & Bike Paths					
300526	Front Street Revitalization Plan, Oceano - Community Enhancement/Safety Improvement	On Hold	30,000	30,000	0
300572	Burton Drive Pathway, Cambria - Pedestrian Improvements	30% Plans, Specs, Est	125,000	125,000	0
300601	El Moro Avenue Pedestrian Enhancements, Safe Routes to School	On Hold	135,000	135,000	0
300626	South Frontage Street between Tefft Street and Grande Avenue, Nipomo - Bike Lane Improvements	On Hold	44,000	44,000	0
300654	ADA Transition Plan Improvements	N/A	290,000	40,000	250,000
Total Pedestrian Ways & Bike Paths			624,000	374,000	250,000
Pavement Management System					
300663	Asphalt Concrete Overlay 2021-22, Various County Roads	"Ready to Advertise" Checklist Complete	1,280,000	280,000	1,000,000
300676	Asphalt Concrete Overlay 2023-24, Various County Roads	Construction Complete	5,500,000	500,000	5,000,000

Project No.	Project Description	Milestone Completion at 6/30/24	Funding Requirements for 23/24 *see footnote	Previous Years Balance to be Encumbered	New Funding to be Appropriated 23/24
Total Pavement Management System			6,780,000	780,000	6,000,000
Bridges					
300439	El Camino Real at Santa Margarita Creek - Bridge Replacement	Notice to Proceed	984,000	984,000	0
300452	Lopez Drive Bridge No. 2 at Lake Lopez - Bridge Seismic Retrofit	Construction Complete	706,000	328,000	378,000
300455	South Bay Boulevard Bridge over Los Osos Creek - Bridge Replacement	90% Plans, Specs, Est	558,000	558,000	0
300514	Dover Canyon Road at Jack Creek Bridge, Templeton - Bridge Replacement	"Ready to Advertise" Checklist Complete	358,000	208,000	150,000
300556	Jack Creek Road at Paso Robles Creek - Bridge Replacement	Notice to Proceed	280,000	150,000	130,000
300557	Toro Creek Road at Toro Creek Hwy 41 - Bridge Replacement	60% Plans, Specs, Est	209,000	109,000	100,000
300620	Huasna Road at Arroyo Grande Creek Bridge - Bridge Replacement	90% Plans, Specs, Est	302,000	302,000	0
300636	Monte Road at Squire Circle, San Luis Obispo - Bridge Replacement	Project Execution Plan Complete	240,000	40,000	200,000
300653	North River Road at Huerhuero Creek - Bridge Replacement	Budget-Funding Identified	190,000	190,000	0
300664	Toro Creek Road at Toro Creek Hwy 1 - Bridge Replacement	On Hold	50,000	50,000	0
300677	Suey Creek Road - Bridge Replacement	Final Plans, Specs, Est	350,000	350,000	0
300678	Huasna Townsite Road - Bridge Replacement	Project Execution Plan Complete	40,000	40,000	0
300691	Moretti Canyon - Bridge Replacement	On Hold	400,000	0	400,000
Total Bridges			4,667,000	3,309,000	1,358,000
TOTAL			20,252,000	12,014,000	8,238,000
*Preliminary Funding column does NOT include any Federal or State grant funds expected to be received before end of fiscal year 23/24. Grants will be programmed once they are awarded. Total actual funding requirements for FY 23/24 will be much higher once grants are programmed. This column, therefore, does not reflect total project budgets for the fiscal year.					

BOARD ADOPTED CHANGES

At FY 2022-23 year end, the final Fund Balance Available (FBA) for Roads was \$825,356 higher than what had been estimated during FY 2023-24 budget development. As part of Final Budget adoption, the Board approved the allocation of these funds to the Road Fund's Future Roads Projects designation.

There were no changes to the first table above necessary associated with year-end closing financial activity or as a result of actions taken via the Supplemental Budget, budget hearing, or Final Budget adoption.

The second table above needs to be amended to the following associated FY 2022-23 mid-year changes that occurred after the development of the FY 2023-24 Recommended Budget and FY 2022-23 year-end closing financial activity:

Project No.	Project Description	Milestone Completion at 6/30/24	Funding Requirements for 23/24 <small>*see footnote</small>	Previous Years Balance to be Encumbered	New Funding to be Appropriated 23/24
New Road Construction					
300372	Halcyon Road at Route 1, Phase 1 - Intersection Realignment	30% Plans, Specs, Est	1,136,011	1,136,011	0
Total New Road Construction			1,136,011	1,136,011	0
Road Reconstruction					
300150	Main Street Interchange, Templeton - Operational Improvements	On Hold	1,507,117	1,507,117	0
300273	Small Safety Betterments	N/A	370,060	220,060	150,000
300384	Los Berros Road at Dale Avenue - Left Turn Lane	60% Construction	1,771,605	1,771,605	0
300506	Avila Beach Drive Interchange - Operational Improvements	60% Construction	1,053,524	1,053,524	0
300552	Santa Rosa Creek Slope Stabilization	On Hold	119,716	119,716	0
300612	Buckley Road Corridor Study, San Luis Obispo	Field Studies Completed	50,000	0	50,000
300645	Las Tablas at Hwy 101, Templeton - Operational Improvements	30% Plans, Specs, Est	211,001	211,001	0
300652	Vineyard Drive Corridor Plan	Scope Defined (Completion of Study)	20,253	20,253	0
300659	Metal Beam Guardrail FY 2022-23	Final Plans, Specs, Est	230,065	200,065	30,000
300660	Centerline Rumble Strips FY 2022-23	Final Plans, Specs, Est	203,596	153,596	50,000
300679	Los Osos Valley Road Corridor Plan	Final Plans, Specs, Est	278,419	278,419	0

300680	Pier Avenue Corridor Plan	90% Plans, Specs, Est	293,995	293,995	0
300681	Pier Avenue Betterments	90% Plans, Specs, Est	0	0	0
300687	Nacimiento Lake Drive at Chimney Rock - Operational Improvements	Budget-Funding Identified	100,000	0	100,000
300688	Metal Beam Guardrail Installation FY 2023-24	90% Plans, Specs, Est	60,000	0	60,000
300689	Metal Beam Guardrail Upgrades FY 2023-24	90% Plans, Specs, Est	100,000	0	100,000
300690	Santa Rosa Creek Road Widening	On Hold	60,000	0	60,000
300696	South County Area RIF Update	Field Studies Completed	192,592	192,592	0
300697	Templeton Area RIF Update	Field Studies Completed	170,233	170,233	0
300711	Cecchetti Road MP 0.218 Storm Repair	Final Plans, Specs, Est	0	0	0
Total Road Reconstruction			6,792,176	6,192,176	600,000
New Road Lights, Traffic Signals					
300630	Intersection Streetlights FY 2021-22	Construction Complete	222,881	222,881	0
300644	Traffic Signal at Tefft Street and Mesa Road, Nipomo	30% Construction	549,552	549,552	0
300661	Chevrons/Signage FY 2022-23	Final Plans, Specs, Est	83,538	53,538	30,000
300685	Countywide Signalized Intersection Modernization	Scope Defined (Completion of Study)	498,020	498,020	0
Total New Road Lights, Traffic Signals			1,353,991	1,323,991	30,000
Pedestrian Ways & Bike Paths					
300526	Front Street Revitalization Plan, Oceano - Community Enhancement/Safety Improvement	On Hold	30,523	30,523	0
300572	Burton Drive Pathway, Cambria - Pedestrian Improvements	30% Plans, Specs, Est	128,099	128,099	0
300601	El Moro Avenue Pedestrian Enhancements, Safe Routes to School	On Hold	138,974	138,974	0
300626	South Frontage Street between Tefft Street and Grande Avenue, Nipomo - Bike Lane Improvements	On Hold	44,994	44,994	0
300654	ADA Transition Plan Improvements	N/A	736,656	486,656	250,000
300686	Dana Elementary Pedestrian Enhancements	Project Execution Plan Complete	49,801	49,801	0
Total Pedestrian Ways & Bike Paths			1,129,047	879,047	250,000
Pavement Management System					
300663	Asphalt Concrete Overlay 2021-22, Various County Roads	"Ready to Advertise" Checklist	3,587,163	2,587,163	1,000,000
300676	Asphalt Concrete Overlay 2023-24, Various County Roads	Final Plans, Specs, Est	5,459,124	459,124	5,000,000

Total Pavement Management System			9,046,287	3,046,287	6,000,000
Bridges					
300439	El Camino Real at Santa Margarita Creek - Bridge Replacement	Notice to Proceed	7,355,422	7,355,422	0
300452	Lopez Drive Bridge No. 2 at Lake Lopez - Bridge Seismic Retrofit	Construction Complete	9,702,678	9,324,678	378,000
300455	South Bay Boulevard Bridge over Los Osos Creek - Bridge Replacement	90% Plans, Specs, Est	899,912	899,912	0
300514	Dover Canyon Road at Jack Creek Bridge, Templeton - Bridge Replacement	Advertise" Checklist Complete	256,499	106,499	150,000
300556	Jack Creek Road at Paso Robles Creek - Bridge Replacement	Notice to Proceed	305,065	175,065	130,000
300557	Toro Creek Road at Toro Creek Hwy 41 - Bridge Replacement	60% Plans, Specs, Est	535,935	435,935	100,000
300620	Huasna Road at Arroyo Grande Creek Bridge - Bridge Replacement	Draft Environmental Document	613,149	613,149	0
300636	Monte Road at Squire Circle, San Luis Obispo - Bridge Replacement	Project Execution Plan Complete	489,430	289,430	200,000
300653	North River Road at Huerhuero Creek - Bridge Replacement	Budget-Funding Identified	188,682	188,682	0
300664	Toro Creek Road at Toro Creek Hwy 1 - Bridge Replacement	On Hold	49,638	49,638	0
300677	Suey Creek Road - Bridge Replacement	Final Plans, Specs, Est	350,000	350,000	0
300678	Huasna Townsite Road - Bridge Replacement	Project Execution Plan Complete	584,397	584,397	0
300691	Moretti Canyon - Bridge Replacement	On Hold	400,000	0	400,000
Total Bridges			21,730,807	20,372,807	1,358,000
TOTAL			41,188,319	32,950,319	8,238,000

**Preliminary Funding column does NOT include any Federal or State grant funds expected to be received before end of fiscal year 23/24. Grants will be programmed once they are awarded. Total actual funding requirements for FY 23/24 will be much higher once grants are programmed. This column, therefore, does not reflect total project budgets for the fiscal year.*

BUDGET AUGMENTATION REQUESTS ADOPTED

None.

BUDGET AUGMENTATION REQUESTS NOT ADOPTED

Title: Request for \$987,000 in General Fund support to provide local match funding for the construction of the El Camino Real at Santa Margarita Creek bridge replacement project.	
Expense: \$987,000	Funding Source(s): General Fund: \$987,000
Intended Results: 1. Project bidding in late 2023 with construction starting in 2024.	

GOALS AND PERFORMANCE MEASURES

Department Goal: Maintain a good quality county-road system.					
1. Performance Measure: Average age of bridges within the County.					
The average age of County owned bridges over 20 feet in length. Bridges less than 20 feet serve rural areas, are not on the National Bridge Inventory and the age of the bridge is unknown. Average bridge age is an indicator of overall condition of the County's bridge inventory and the progress of the County's bridge replacement program. Bridges nationwide are designed for a 75-year service life. The life expectancy can be increased with preventive maintenance and appropriate retrofits, which the department has pursued.					
	FY 2019-20	FY 2020-21	FY 2021-22	FY 2022-23	FY 2023-24
Target	50.00	50.00	54.06	50.00	0.00
Actual	52.07	53.72	54.72	55.72	
Notes: To be deleted effective FY 2023-24. This will be replaced with new Deficient Bridges performance measure.					
2. Performance Measure: Average Pavement Condition Index (PCI) for all county roads.					
The Pavement Condition Index (PCI, also called Pavement Condition Rating) is a numerical index between 0 and 100 which is used to indicate the general condition of a pavement system. A PCI of 81-100 represents a Best road, 61-80 a Good road, 41-60 a Fair road, 21-40 a Poor road and below 21 a Bad road. The Board of Supervisors has established the goal of maintaining an average PCI of 65 or better, with no one road category (arterial, collector, local) falling below a PCI of 60. Maintaining a PCI 65 or better requires surface treating 60 miles and repaving 15 miles of roads each year.					
	FY 2019-20	FY 2020-21	FY 2021-22	FY 2022-23	FY 2023-24
Target	65.00	65.00	65.00	65.00	65.00
Actual	60.00	59.00	59.00	60.00	
Notes: The average pavement condition index for all county roads is 60. Substantial and consistent investments beyond current program funding levels is necessary for the countywide average PCI to measurably improve.					
3. Performance Measure: Percentage of County paved roads in Good condition having a PCI (pavement condition index) of 60 and above.					
A PCI of 60 and above is considered a Good road with reasonable drive quality which can be cost effectively maintained in perpetuity.					
	FY 2019-20	FY 2020-21	FY 2021-22	FY 2022-23	FY 2023-24
Target	66.70%	66.70%	66.70%	67.00%	67.00%
Actual	57.50%	58.30%	61.36%	62.00%	
Notes: Consistent with Board direction, staff continues to focus on increasing the miles of good condition roads. Meeting the target of 66.7% of Good roads is a multi-year effort and incremental improvement continues to be made.					
4. Performance Measure: The percentage of road maintenance requests that are addressed within a two-week time frame of the request being received.					
The response time to road maintenance requests received from the public.					
	FY 2019-20	FY 2020-21	FY 2021-22	FY 2022-23	FY 2023-24
Target	85.00%	85.00%	85.00%	85.00%	85.00%
Actual	87.80%	93.30%	93.86%	92.30%	
Notes:					
5. Performance Measure: Number of deficient bridges in the County's bridge inventory.					
The County defines a deficient bridge consistent with the standards of the Highway Bridge Program (HBP). The number of deficient bridges is an indicator of the overall condition of the County's bridge inventory. The goal is to achieve zero deficient bridges because a non-deficient bridge may be used by all highway legal vehicles and cost-effectively maintained in perpetuity. The County is responsible for operation and maintenance of 199 bridge structures.					
	FY 2019-20	FY 2020-21	FY 2021-22	FY 2022-23	FY 2023-24
Target	0.00	0.00	0.00	0.00	0.00
Actual	0.00	0.00	0.00	0.00	
Notes: New Performance Measure in FY 2023-24. Meeting the target of zero deficient bridges is a multi-year effort. Correction compared to FY 2023-24 Recommended Budget: The FY 2023-24 Recommended Budget included a forecast of 20 deficient bridges for FY 2022-23. However, this performance measure did not exist for FY 2022-23. This has been correct to 0 for FY 2022-23 actuals. The measure will first be reported on in the FY 2023-24 fourth quarter report and the FY 2024-25 budget book.					



FC 201 — Public Works - Special Services

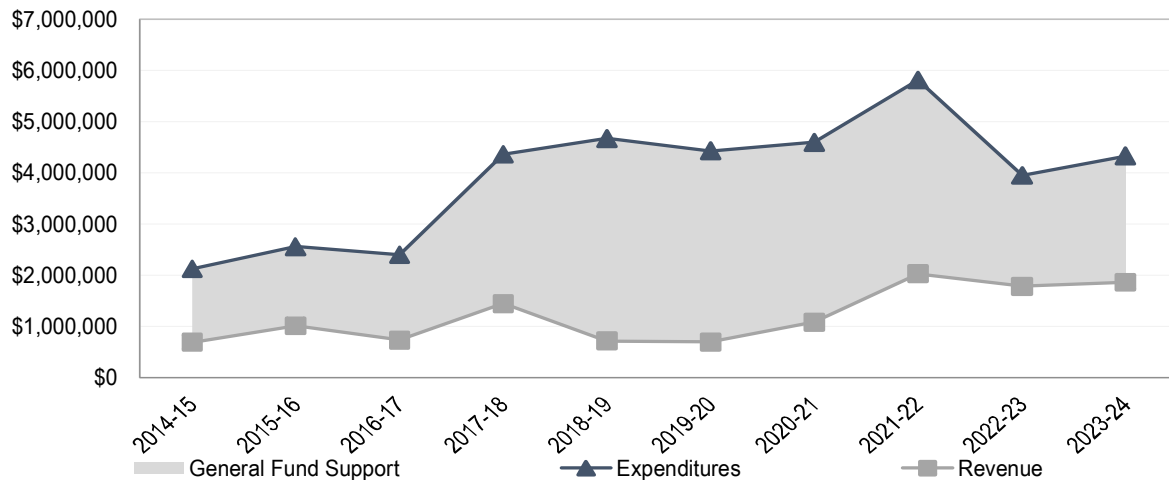
John Diodati - Public Works Director

Special Services provides review of recommended land development, water and wastewater for the County operations center, services for special districts, and franchise administration.

BUDGET AT A GLANCE

	FY 2023-24 Adopted	Change from FY 2022-23 Adopted	% Change
Expenditures	\$4,324,461	\$381,508	10%
Revenue	\$1,859,779	\$78,341	4%
General Fund Support	\$2,464,682	\$303,167	14%
Staffing Levels	0.00 FTE	0.00 FTE	0%

Ten Year Budget History



MISSION STATEMENT

Provide public services related to engineering and surveying review of proposed land development; provide public facilities and services that ensure health and safety in the administration and operation of water and waste water service at the County Operations Center; engineering support to special districts; and franchise administration for the unincorporated areas in a manner which promotes excellence in delivery of government services to the public.

SERVICE PROGRAMS

Special Services has a total expenditure level of \$4,324,461 to provide the following services:

Development Services

Provide engineering and survey review of land development projects, and right-of-way permitting and inspection services to the general public, professional consultants, contractors, utility companies, County departments, and outside agencies to ensure compliance with local, state and federal codes and regulations.

Total Expenditures: \$2,623,848
General Fund Support: \$901,703
Total Staffing (FTE): *

Operations Center – Water and Sewer

Provide water and sewer service to County departments and other agencies in and around the Kansas Avenue area off Highway 1 in San Luis Obispo.

Total Expenditures: \$1,242,876
General Fund Support: \$1,117,876
Total Staffing (FTE): *

Special Services to Districts

Provide fiscal, legal and engineering support to districts in the formation process; perform general utility district planning, assessment apportionments, special studies and projects as directed by the Board of Supervisors; provide administration of the County's cooperative road improvement program, cable TV regulation and access activities, and franchise administration.

Total Expenditures: \$457,737
General Fund Support: \$445,103
Total Staffing (FTE): *

* Staffing is reflected in Fund Center 405 – Public Works

ACCOMPLISHMENTS AND OBJECTIVES

Following are some of the department's notable accomplishments for FY 2022-23 and some specific objectives for FY 2023-24.

FY 2022-23 Accomplishments

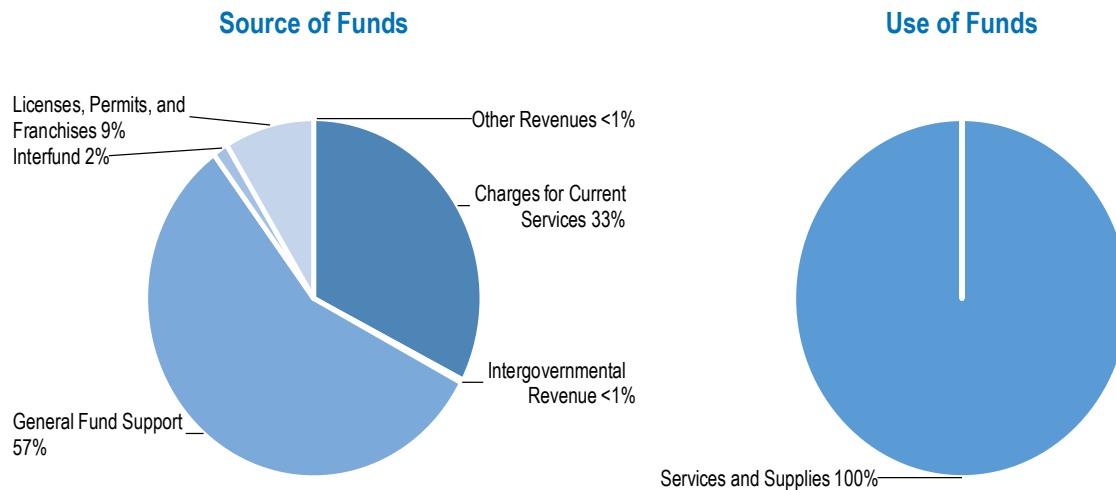
- Achieved uninterrupted sewer collection system service, thus meeting state requirements.
- Maintained all water service standards and achieved compliance with water quality regulations for the Operations Center water system.
- Digitized thousands of historic maps and survey-related photographs and made them available to the public.
- Maintained an average of a one-week turnaround time for map checking services which is well under the statutory four-week limit.
- Achieved a four-week average turnaround time for initial plan checking engineering review.

FY 2023-24 Objectives

- Provide maintenance service to the sewer collection for uninterrupted operation, thus meeting state requirements.
- Work on repairing the Operations Center water system leaks identified during the Leak Detection Audit.
- Continue work to expand the Operations Center Water Master Plan to address drought contingency and county-wide resiliency planning and policy priorities.
- Initiate planning & design work to coordinate Operations Center water system looping improvements with Operations Center Facility Master Plan implementation.
- Maintain all water service standards and achieve compliance with water quality regulations for the Operations Center water system.
- Maintain a one-week average turnaround time for map checking services.
- Maintain a four-week average turnaround time for initial plan checking engineering review.
- Achieve a two-week average turnaround time for initial building permit engineering review.
- Update old procedures for Development Services activities.

FINANCIAL SUMMARY

	FY 2022-23 Adopted	FY 2022-23 Actual	FY 2023-24 Recommended	FY 2023-24 Adopted	Change from FY 2022-23
Licenses, Permits, and Franchises	\$366,870	\$264,952	\$374,458	\$374,458	\$7,588
Intergovernmental Revenue	\$12,197	\$202,498	\$12,325	\$12,325	\$128
Charges for Current Services	\$1,337,062	\$907,340	\$1,407,687	\$1,407,687	\$70,625
Other Revenues	\$309	\$241,384	\$309	\$309	\$0
Interfund	\$65,000	\$47,184	\$65,000	\$65,000	\$0
Total Revenue	\$1,781,438	\$1,663,357	\$1,859,779	\$1,859,779	\$78,341
Services and Supplies	\$3,942,953	\$2,821,800	\$4,324,461	\$4,324,461	\$381,508
Other Charges	\$0	\$24,734	\$0	\$0	\$0
Transfers-Out	\$0	\$212,873	\$0	\$0	\$0
Gross Expenditures	\$3,942,953	\$3,059,406	\$4,324,461	\$4,324,461	\$381,508
General Fund Support	\$2,161,515	\$1,396,049	\$2,464,682	\$2,464,682	\$303,167



Land Based

COUNTY ADMINISTRATOR’S COMMENTS AND RECOMMENDATIONS

This fund center functions under the umbrella of the Public Works Internal Service Fund (ISF). All staffing and equipment needed to carry out the programs in this fund center are provided by the ISF and charged back to this fund center as services are performed. Labor costs from the ISF are accounted for in services and supplies and not salaries and benefits, as in other fund centers.

The level of General Fund support for this budget is recommended to increase by \$303,167 or 14% compared to FY 2022-23 adopted levels.

Revenues are recommended to increase by \$78,341 or 4% compared to FY 2022-23 adopted levels primarily due to a relatively small increase in billable Development Services divisional expenses associated with increased general cost to provide services. This revenue increase is partially offset by a continued general downward market trend in billable contracted projects.

Expenditures are recommended to increase by \$381,508 or 10% compared to FY 2022-23 adopted levels, primarily due to an increase in activity for multi-year development services projects and a general inflationary cost increase in vendor services including for State water payments for the County Operations Center (COC) supply. There is also an increase in budgeting software expenses for Services to Special Districts for enhanced functionality.

This fund center was not allocated any ARPA funds for restoration of government services based on the January 11, 2022, Board item approving the allocations. The recommended budget includes a total reduction of \$41,654 for map indexing and general franchise administration due to the anticipated budget gap. These reductions are anticipated to have minimal impact on service levels.

The Board voted to create a Groundwater Sustainability Department driven by a County Groundwater Sustainability Director on September 14th, 2021. Sustainable Groundwater Management Act (SGMA) activities and associated budget were transferred from Public Works to Fund Center 205 – Groundwater Sustainability mid-year in FY 2021-22

This fund center does not have a Position Allocation List.

BOARD ADOPTED CHANGES

None.

BUDGET AUGMENTATION REQUESTS ADOPTED

None requested.

GOALS AND PERFORMANCE MEASURES

Department Goal: Administer, operate and maintain the water distribution and wastewater collection systems at the County Operations Center efficiently and effectively to deliver a reliable supply of safe and regulatory compliant drinking water, maintain and provide a reliable reserve for irrigation and firefighting, and provide for collection, conveyance and monitoring of the wastewater collection system to protect the public, ensure safety and environmental health, and maintain regulatory compliance. Customers of the County Operations Center water and wastewater systems include other County departments, Woods Humane Society, and one private property.

1. Performance Measure: Number of wastewater collection system and water system failures per year.

Occurrences of all unscheduled wastewater service failures (i.e. blockages, spills) and water system failure/interruptions during the year.

	FY 2019-20	FY 2020-21	FY 2021-22	FY 2022-23	FY 2023-24
Target	0.00	0.00	0.00	0.00	0.00
Actual	0.00	0.00	0.00	0.00	

Notes:

2. Performance Measure: Percentage of days per year that the system meets mandated water quality standards.

This measures the percentage of time during the year that the water distribution system meets State and Federal water quality standards.

	FY 2019-20	FY 2020-21	FY 2021-22	FY 2022-23	FY 2023-24
Target	100.00%	100.00%	100.00%	100.00%	100.00%
Actual	100.00%	100.00%	100.00%	100.00%	

Notes:

Department Goal: Provide engineering and survey review of land development projects, professional consultants, contractors, utility companies, County departments, and outside agencies to ensure compliance with local, state, and federal codes and regulations in a timely manner.

3. Performance Measure: Response Time for Building Permit Processing in Weeks.

This performance measure tracks the amount of time that it takes the Public Works Department to respond for processing a building permit, upon receipt.

	FY 2019-20	FY 2020-21	FY 2021-22	FY 2022-23	FY 2023-24
Target	2.00	2.00	2.00	2.00	2.00
Actual	2.70	3.70	3.00	2.10	

Notes:

4. Performance Measure: Clients rating our combined services as satisfactory or above

This measure shows the results of our annual Customer Satisfaction Survey. What is shown is the combined percentages of those surveys marked satisfactory or above.

	FY 2019-20	FY 2020-21	FY 2021-22	FY 2022-23	FY 2023-24
Target	90.00%	90.00%	90.00%	90.00%	90.00%
Actual	94.12%	95.00%	95.00%	90.00%	

Notes:

5. Performance Measure: Response Time for Encroachment Permit Processing in Weeks.

This performance measure tracks the amount of time that it takes the Development Services Division to respond for processing an encroachment permit, upon receipt.

	FY 2019-20	FY 2020-21	FY 2021-22	FY 2022-23	FY 2023-24
Target	1.00	1.00	1.00	1.00	1.00
Actual	0.75	1.00	1.00	1.00	

Notes:

6. Performance Measure: Response Time for Map Processing In Weeks

This performance measure tracks the amount of time that it takes the Development Services Division to respond for processing Records of Survey and subdivision maps, upon receipt.

	FY 2019-20	FY 2020-21	FY 2021-22	FY 2022-23	FY 2023-24
Target	1.00	1.00	2.00	1.00	1.00
Actual	0.90	1.00	1.10	0.60	

Notes:

7. Performance Measure: Response Time for Subdivision Plan Processing In Weeks

This performance measure tracks the amount of time that it takes the Development Services Division to respond for processing subdivision improvement plans, upon receipt.

	FY 2019-20	FY 2020-21	FY 2021-22	FY 2022-23	FY 2023-24
Target	3.00	3.00	3.00	4.00	3.00
Actual	1.70	2.80	2.70	1.70	

Notes:



FC 205 — Groundwater Sustainability

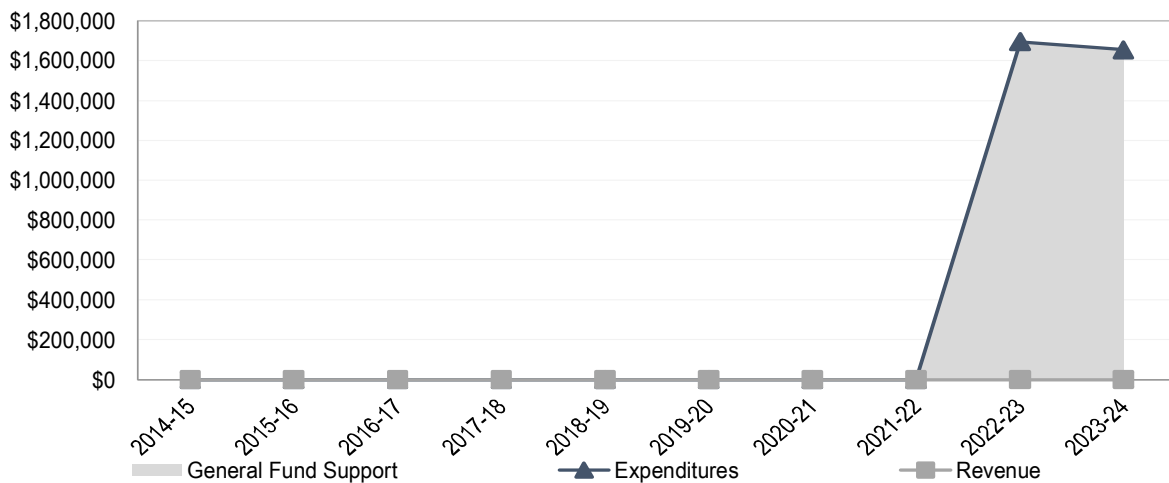
Blaine Reely - Groundwater Sustainability Director

The Groundwater Sustainability Department provides services to manage groundwater sustainability with the groundwater basins in accordance with the requirement of applicable laws and regulations, including the Sustainability Groundwater Management Act.

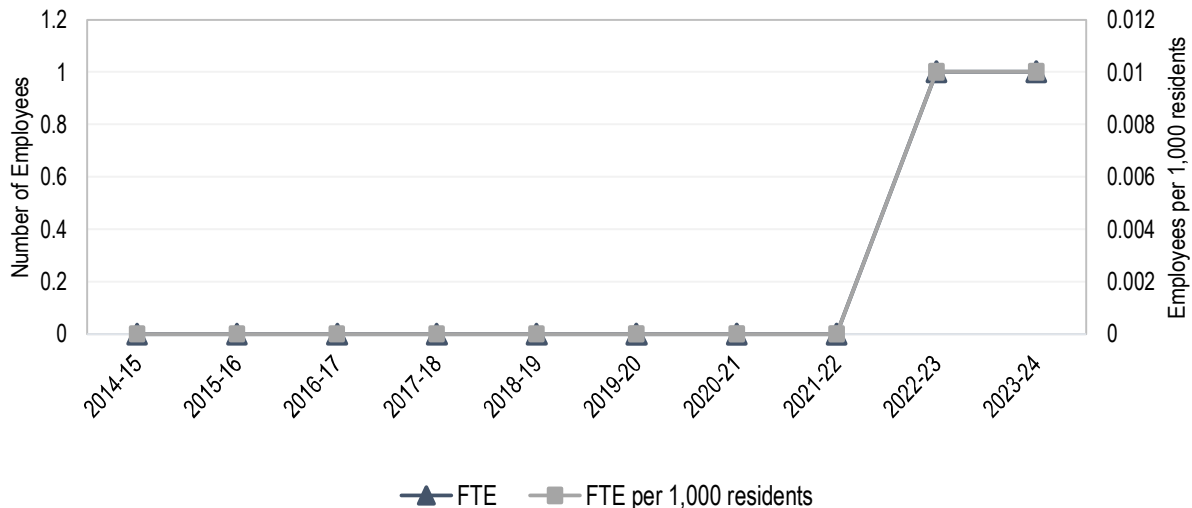
BUDGET AT A GLANCE

	FY 2023-24 Adopted	Change from FY 2022-23 Adopted	% Change
Expenditures	\$1,654,116	\$(40,375)	(2)%
Revenue	\$0	\$0	0%
General Fund Support	\$1,654,116	\$(40,375)	(2)%
Staffing Levels	1.00 FTE	0.00 FTE	0%

Ten Year Budget History



Ten Year Staffing History



MISSION STATEMENT

Implement the goals and policies of the County to achieve sustainability within the managed groundwater basins in accordance with the requirements of applicable laws and regulations, including the Sustainable Groundwater Management Act (SGMA), for the benefit of all groundwater users in the County.

SERVICE PROGRAMS

The Groundwater Sustainability Department (GSD) has a total projected expenditure level of \$1,654,116 and a total staffing level of 1.00 FTE to provide the following services:

Administration, Financial Oversight and Program Management

The GSD has the responsibility for providing varying levels of administrative and management support for the six (6) managed groundwater basins in the County. There are activities that are common to all of these managed basins, which include the following: Board of Supervisors updates, including SGMA policy and compliance strategy and quarterly SGMA updates; coordinate compliance with Fair Political Practices Commission (FPCC) and ensure that filings required for both the County Groundwater Sustainability Agencies (GSAs) and the basin management committees are submitted; perform general administration tasks, including outreach efforts, during the Groundwater Sustainability Plan (GSP) implementation phases; coordinate with other County departments; coordination of grant funding application, grant writing / preparation, grant administration; plan, organize and host numerous “Brown Act” public meetings; and procurement and management of consultants for administrative / operational, legal, communications, technical, public outreach, website and technical support services.

Total Expenditures: \$ 629,116
General Fund Support: \$ 629,116
Total Staffing (FTE): 0.38

Bi-Annual Countywide Groundwater Level Measurement Program

The GSD is responsible for administering the county-wide bi-annual groundwater well level measurement and reporting program, which requires that the groundwater level in approximately 280 wells within the six (6) managed basins be manually measured during the months of April and October of each year. The collected information is used by local water agencies, purveyors, and municipalities to manage their water supply systems and the County’s groundwater resources.

Total Expenditures: \$ 280,000
General Fund Support: \$ 280,000
Total Staffing (FTE): 0.17

Paso Robles Basin

The Paso Basin – County of San Luis Obispo GSA and three other GSAs within the basin entered into an agreement (MOA) to develop a single GSP for the basin and coordinate via the Paso Basin Cooperative Committee. The GSP was adopted by all four GSAs in 2020 and amended the document in 2022 to address issues identified by the Department of Water Resources (DWR). Under the terms of the MOA, the County’s share of costs associated with the

development and administration of the basin GSP is 61.62%. The GSD secured \$7.6M in grant funds to address data gaps and fund the initial phase of the GSP implementation. Grant funded activities will continue through April 30, 2025.

Total Expenditures: \$ 330,000
General Fund Support: \$ 330,000
Total Staffing (FTE): 0.20

Los Osos Basin

The adjudicated area of the Los Osos Basin is managed by Los Osos Basin Management Committee (BMC), which includes the County as a member. Although the County has no obligation to fund the activities of the BMC, the County contributes 20% of the costs associated with the BMC management of the basin. SGMA does not apply to the portions of Los Osos Basin that are adjudicated provided that certain requirements are met (Water Code §10720.8). The fringe areas of the Los Osos Basin are not subject to the requirements of SGMA due to the DWR prioritization.

Total Expenditures: \$ 100,000
General Fund Support: \$ 100,000
Total Staffing (FTE): 0.06

San Luis Obispo Basin

The San Luis Obispo Valley Basin – County of San Luis Obispo GSA and the City of San Luis Obispo GSA entered into an agreement to develop a single GSP for the basin and coordinate with other basin partners via the Groundwater Sustainability Commission. The GSP was adopted by both the County and City in December 2021. Under the terms of the MOA, the County's share of costs associated with the development and administration of the basin GSP is 70%. The County submitted a grant application in the amount of \$7.6M to address data gaps and fund the initial phase of the GSP implementation.

Total Expenditures: \$ 185,000
General Fund Support: \$ 185,000
Total Staffing (FTE): 0.11

Cuyama Basin

The County is a member of the Cuyama Basin GSA, which was formed through a Joint Powers Agreement (JPA) and is an independent agency governed by a Board of Directors. The GSA is financially self-supported, although the GSD anticipates some expenditures will be required to meet the County's administrative responsibilities to the Basin. The GSD anticipates that the JPA will secure grant funds to address data gaps and fund the initial phase of the GSP implementation.

Total Expenditures: \$ 45,000
General Fund Support: \$ 45,000
Total Staffing (FTE): 0.03

Atascadero Basin

The County is a member of the Atascadero Basin GSA, which was formed by a memorandum of agreement with participating agencies within the basin. The Atascadero Mutual Water Company (AMWC) has taken the lead in administering the efforts of the Atascadero Basin GSA. Under the terms of the MOA, the County's share of costs associated with the development and administration of the basin GSP is 16%.

Total Expenditures: \$ 55,000
General Fund Support: \$ 55,000
Total Staffing (FTE): 0.03

Santa Maria Basin

The adjudicated areas of the Santa Maria Basin are managed by the Northern Cities Management Area, Nipomo Mesa Management Area, and Santa Maria Valley Management Area. The Santa Maria Basin Fringe Areas – County of San Luis Obispo GSA is the GSA for the non-adjudicated fringe areas of the basin within the County. The fringe areas of the Santa Maria Basin are not subject to the requirements of SGMA due to the Department of Water Resources (DWR) prioritization.

The primary role of the GSD with the Santa Maria Area (adjudicated) basin is to engage with the Northern Cities Management Area (MCMA) and the Nipomo Mesa Management Area (NMMA) and represent the County. Apart from continued engagement on the part of the GSD, there are no activities and / or basin specific expenditures anticipated to be performed by the GSD, although the GSD anticipates some expenditures will be required to meet the County's administrative responsibilities to the Basin.

Total Expenditures: \$ 30,000
General Fund Support: \$ 30,000
Total Staffing (FTE): 0.02

ACCOMPLISHMENTS AND OBJECTIVES

Following are some of the department's notable accomplishments for FY 2022-23 and some specific objectives for FY 2023-24.

FY 2022-23 Accomplishments

- The GSD, in collaboration with the other Paso Robles Basin GSAs, was successful in securing grant funding in the amount of \$7.6M to be used for the implementation of the Paso Basin Groundwater Sustainability Plan (GSP), and includes filling critical data gaps, development and implementation of key programs and management actions, and provide funding for select projects that are identified in the GSP.
- Worked with GSA staff and consultants in the Paso Robles Basin, Atascadero Basin, Cuyama Basin, and San Luis Obispo Valley Basin to coordinate preparation and submittal of the GSP annual reports as required by SGMA.
- Worked with the Los Osos Community Services District to execute a reimbursement agreement to provide \$150,000 in funding for the development and calibration of a transient groundwater model for the Los Osos Groundwater Basin.

- Successfully completed the county-wide bi-annual groundwater well level measurement and reporting program, which requires that the groundwater level in approximately 280 wells within the six (6) managed basins be manually measured during the months of April and October of each year. The information that is collected is used by local water agencies, purveyors, and municipalities to manage their water supply systems and manage the County's groundwater resources.
- The GSD, in collaboration with the other San Luis Obispo Valley Basin GSA and basin stakeholders, prepared and submitted an application for grant funding in the amount of \$7.6M to be used for the implementation of the San Luis Obispo Valley Groundwater Sustainability Plan (GSP), and includes filling critical data gaps, development and implementation of key programs and management actions, and provide funding for select projects that are identified in the GSP.
- The GSD, in collaboration with other Paso Robles Basin GSAs, prepared and submitted an application in response to Multibenefit Land Repurposing Program (Program) Round 2 Grant funding solicitation by the California Department of Conservation (Department) to fund groundwater sustainability projects that reduce groundwater use, repurpose irrigated agricultural land, and provide wildlife habitat. The amount of funds requested was approximately \$10,000,000 with the funds to be used for incentive payments to landowners, farmers, and ranchers to implement multi-benefit land repurposing projects and land acquisitions to facilitate land repurposing that enhance long-term basin sustainability.

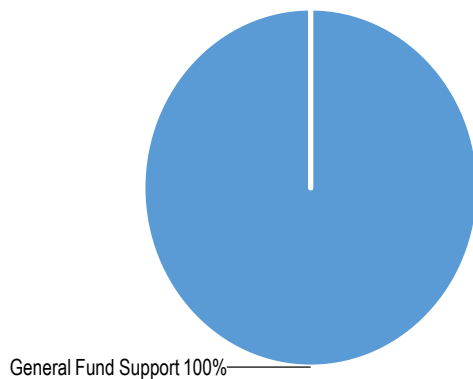
FY 2023-24 Objectives

- Meet the County's obligations and commitments in each of the six (6) managed GW Basins.
- Coordinate all SGMA GW Basins Annual MW Measurements & Reporting activities (Fall 2023 & Spring 2024).
- Coordinate preparation and submittal of SGMA required GSP Annual Reports in all SGMA managed GW Basins.
- Coordinate development of GSD Website and Data Management System (DMS) and launch site.
- Coordinate the implementation of the Paso Basin GSP projects and management actions work plan as defined in the Round 1 DWR GSP Implementation Grant agreement which was fully executed in August 2022.
- Coordinate the development and implementation of the Multi-Benefit Irrigated Land Repurposing (MILR) Program in the Paso Robles Groundwater Basin.
- Continue to identify and apply for grant funding opportunities to provide financial assistance for groundwater management initiatives and projects within the managed groundwater basins.
- Collaborate with the Los Osos Basin Management Committee members in overseeing the development and calibration of a Transient Groundwater Model for the Los Osos Groundwater Basin.

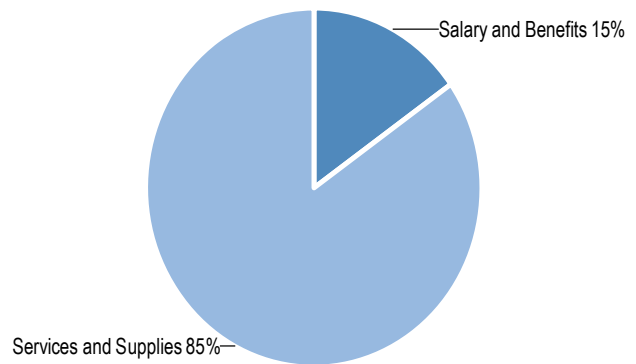
FINANCIAL SUMMARY

	FY 2022-23 Adopted	FY 2022-23 Actual	FY 2023-24 Recommended	FY 2023-24 Adopted	Change from FY 2022-23
Intergovernmental Revenue	\$0	\$33,784	\$0	\$0	\$0
Charges for Current Services	\$0	\$12,333	\$0	\$0	\$0
Total Revenue	\$0	\$46,117	\$0	\$0	\$0
Salary and Benefits	\$499,238	\$251,196	\$252,017	\$252,017	\$(247,221)
Services and Supplies	\$1,195,253	\$937,302	\$1,402,099	\$1,402,099	\$206,846
Gross Expenditures	\$1,694,491	\$1,188,499	\$1,654,116	\$1,654,116	\$(40,375)
General Fund Support	\$1,694,491	\$1,142,382	\$1,654,116	\$1,654,116	\$(40,375)

Source of Funds



Use of Funds



COUNTY ADMINISTRATOR’S COMMENTS AND RECOMMENDATIONS

In fiscal years prior to FY 2022-23, the County’s services related countywide Sustainable Groundwater Management Act (SGMA) work were a function of Fund Center (FC) 201 – Public Works – Special Services. On April 20, 2021, the Board directed staff to pursue a consultant model for SGMA activities and recruit a County Groundwater Sustainability Director. The Board voted to create a Groundwater Sustainability Department driven by a County Groundwater Sustainability Director on September 14th, 2021. SGMA activities were transferred from Public Works to the Groundwater Sustainability Department, and a new fund center was created to budget revenue and expenditures related to the function: FC 205 – Groundwater Sustainability.

The level of General Fund support for this budget is recommended to decrease by \$40,375 or 2% compared to FY 2022-23 adopted levels. Groundwater Sustainability currently receives no revenue and is fully funded with General Fund support.

Expenditures are recommended to decrease by \$40,375 or 2% compared to FY 2022-23 adopted levels. Salaries and benefits are recommended to decrease by \$247,221 or 50% primarily due to a reduction in temporary and contract help recommended to be fulfilled instead by consultant services, which are budgeted in services and supplies, not salaries and benefits. Services and supplies are recommended to increase by \$206,846 or 17% due to the reorientation of temporary and contract help expenses from salaries and benefits to services and

supplies. It is also due to increased expenses associated with well measurements and hydrogeological studies of the SGMA basins. These increased expenses are offset by reductions in previously anticipated expenses which were not needed in FY 2022-23 and so are not carried through into FY 2023-24, resulting in a net decrease in both expenditures and the level of General Fund support for this fund center.

This fund center was not allocated any ARPA funds for restoration of government services based on the January 11, 2022, Board item approving the allocations. The recommended budget does not include any reductions due to the anticipated budget gap.

The FY 2023-24 recommended Position Allocation List (PAL) for the department includes no changes compared to the FY 2022-23 adopted PAL.

BOARD ADOPTED CHANGES

None.

BUDGET AUGMENTATION REQUESTS ADOPTED

None requested.

GOALS AND PERFORMANCE MEASURES

Department Goal: Promote and actively support sustainable groundwater management initiatives for the benefit of all groundwater users in the County.					
1. Performance Measure: Percentage of Groundwater Sustainability Plan (GSP) Annual Reports Submitted to DWR and accepted as complete.					
This measure is an indication of successful compliance with the Sustainable Groundwater Management Act (SGMA) which requires GSAs to submit two annual reports to DWR each April 1 following adoption of a groundwater sustainability plan (GSP) in all medium and high priority basins.					
	FY 2019-20	FY 2020-21	FY 2021-22	FY 2022-23	FY 2023-24
Target	0.00%	0.00%	0.00%	0.00%	100.00%
Actual	0.00%	0.00%	0.00%	0.00%	
Notes: This is a new performance measure for FY 2023-24.					
2. Performance Measure: Percentage of wells for which water levels are successfully measured bi-annually within the six (6) managed groundwater basins.					
This measure is an indication of the success of the county-wide biannual groundwater well level measurement and reporting program. The information that is collected is used by local water agencies, purveyors, and municipalities to manage their water supply systems and manage the County's groundwater resources.					
	FY 2019-20	FY 2020-21	FY 2021-22	FY 2022-23	FY 2023-24
Target	0.00%	0.00%	0.00%	0.00%	95.00%
Actual	0.00%	0.00%	0.00%	0.00%	
Notes: This is a new performance measure for FY 2023-24.					

3. Performance Measure: Percentage of the total Groundwater Sustainability Department’s (GSD) annual budget funded with grant funds awarded to the County for groundwater management related projects, programs, and management actions.

This measure showcases success in reducing the Groundwater Sustainability Department’s (GSD) reliance on the General Fund. The GSD actively identifies opportunities for grant funding to support infrastructure development and a variety of other groundwater management activities and programs.

	FY 2019-20	FY 2020-21	FY 2021-22	FY 2022-23	FY 2023-24
Target	0.00%	0.00%	0.00%	0.00%	50.00%
Actual	0.00%	0.00%	0.00%	0.00%	

Notes: This is a new performance measure for FY 2023-24.

Public Protection

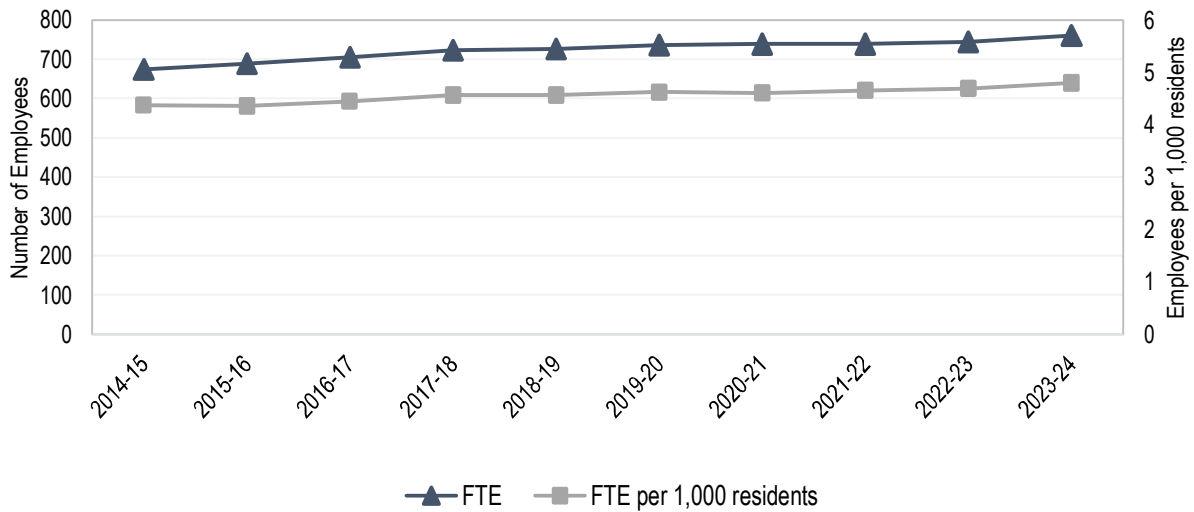
The Public Protection Service Group includes those budgets that provide for public safety, law enforcement, criminal justice administration, emergency preparedness, community supervision, and offender rehabilitation services.

Budgets in the Public Protection Service Group include: Administrative Office - Emergency Services, Child Support Services, County Fire, Court Operations, District Attorney, Grand Jury, Health Agency - Animal Services, Probation, Public Defender, Public Works - Waste Management, and Sheriff-Coroner.

SERVICE GROUP BUDGET AT A GLANCE

	FY 2023-24 Adopted	Change from FY 2022-23 Adopted	% Change
Expenditures	\$210,582,458	\$12,562,586	6%
Revenue	\$85,996,453	\$5,205,347	6%
General Fund Support	\$124,586,005	\$7,357,239	6%
Staffing Levels	759.50 FTE	15.00 FTE	2%

Ten Year Staffing History





FC 138 — Administrative Office - Emergency Services

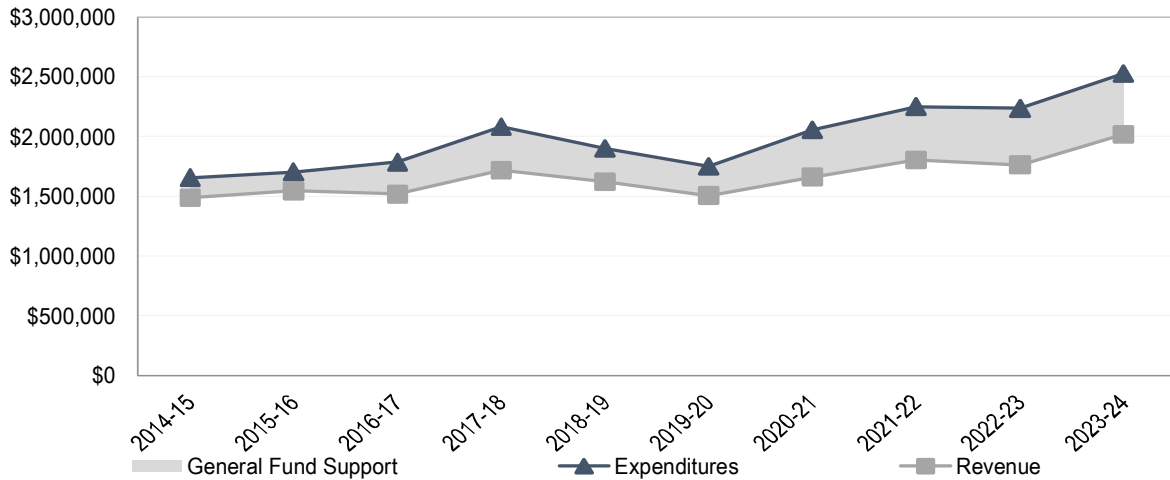
John Nilon- Interim County Administrative Officer

Emergency Services provides coordinated County response to disasters and large scale emergencies.

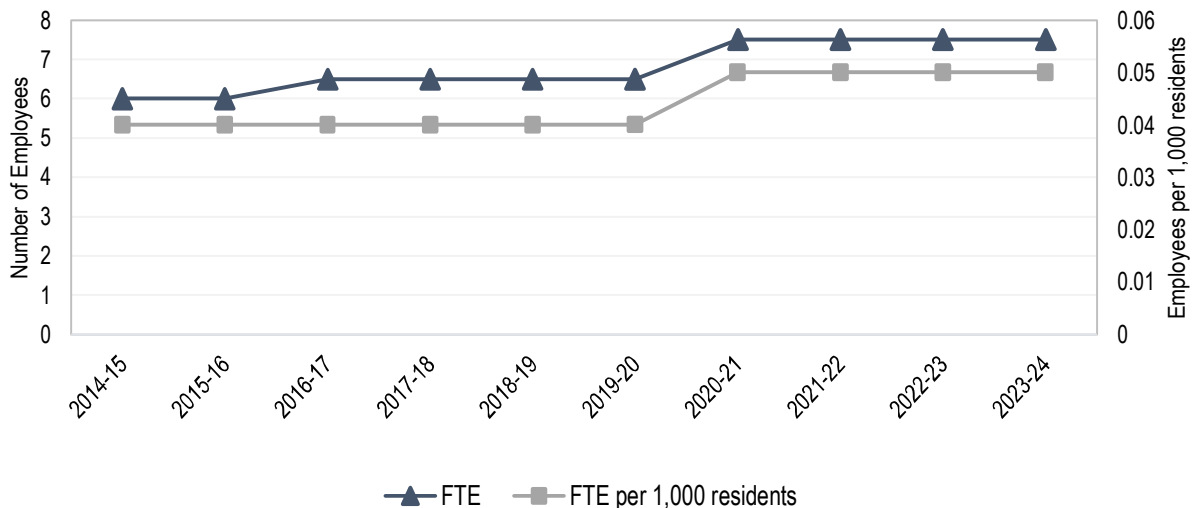
BUDGET AT A GLANCE

	FY 2023-24 Adopted	Change from FY 2022-23 Adopted	% Change
Expenditures	\$2,527,891	\$292,451	13%
Revenue	\$2,018,603	\$255,048	14%
General Fund Support	\$509,288	\$37,403	8%
Staffing Levels	7.50 FTE	0.00 FTE	0%

Ten Year Budget History



Ten Year Staffing History



MISSION STATEMENT

The Office of Emergency Services ensures that the county is prepared to respond and recover from emergencies and disasters by providing leadership, coordination, and support to minimize the loss of life and property. This is achieved through an all-hazards emergency management program of mitigation, preparedness, response, and recovery.

SERVICE PROGRAMS

The Office of Emergency Services has a total expenditure level of \$2,527,891 and a total staffing level of 7.50 FTE to provide the following services:

Mitigation

Coordinate hazard mitigation planning, mitigation project development and grant funding opportunities for our County and Operational Area. Coordinate hazard mitigation planning committee meetings and track progress in implementing mitigation projects identified in our Multi-Jurisdictional Hazard Mitigation Plan. Coordinate the five-year hazard mitigation plan update with all participating jurisdictions.

Total Expenditures: \$43,517
General Fund Support: \$509,538
Total Staffing (FTE): 0.25

Emergency Preparedness – Planning

Develop and maintain disaster and emergency response plans including the County Emergency Operations Plan and annexes to ensure compliance with State and Federal guidelines regarding multi-hazard planning. Coordinate with outside agencies and jurisdictions in developing coordinated emergency plans. Educate and engage the public in emergency planning and preparedness for all hazards. Maintain the San Luis Obispo County/Cities Nuclear Power Plant Emergency Response Plan. Coordinate with various local, State, and Federal agencies on compliance with Federal nuclear power plant emergency preparedness requirements. Coordinate response and recovery planning including the development of standard operating procedures.

Total Expenditures: \$348,138
General Fund Support: \$87,035
Total Staffing (FTE): 1.50

Emergency Preparedness - Operational Area Coordination

Plan and coordinate pre-emergency actions with various local, State, Federal, and non-governmental agencies to help ensure effective and timely response to multi-jurisdictional emergencies. Maintain emergency operations center, department operation center, and related equipment in a state of readiness. Prepare and maintain reports required by the California Governor's Office of Emergency Services (Cal OES) and the Federal Emergency Management Agency (FEMA) to ensure regulatory compliance and maintain the County's eligibility to participate fully in State and Federally funded programs. Serve as the Emergency Management Mutual Aid Operational Area Coordinator.

Total Expenditures: \$1,455,183
General Fund Support: \$335,219
Total Staffing (FTE): 2.50

Emergency Preparedness – Training

Develop, maintain, and coordinate the San Luis Obispo County disaster service worker training program (training, drills, and exercises) to train County employees and other emergency responders to effectively respond to emergencies and disasters, including nuclear power plant emergency response training.

Total Expenditures: \$174,069
General Fund Support: \$0
Total Staffing (FTE): 1.00

Emergency Preparedness and Response – Homeland Security

Coordinate Homeland Security grant projects that provide additional equipment, training and exercises for emergency responders, enhancing public safety by increasing protection, detection, interdiction and response capabilities.

Total Expenditures: \$5,000
General Fund Support: \$0
Total Staffing (FTE): 0.25

Emergency Response Operations, Exercises, and Drills

Coordinate deployment of public resources and mutual aid utilizing the Standardized Emergency Management System (SEMS) and the National Incident Management System (NIMS) in response to emergencies and disasters through activation of the County Emergency Operations Center in support of local, regional and state emergency response. Develop and coordinate emergency response exercises and drills which provide effective training experiences, test emergency response plans, and comply with appropriate State and Federal requirements.

Total Expenditures: \$336,547
General Fund Support: \$0
Total Staffing (FTE): 1.50

Emergency Response - Public Information, Alert and Warning

Disseminate public alert and warning, emergency and evacuation information during large incidents and proclaimed disasters in our Operational Area. Develop and distribute information, and/or coordinate distribution of emergency procedures to the public to enhance emergency preparedness through the use of traditional media; social media; website; and personal interactions.

Total Expenditures: \$121,920
General Fund Support: \$0
Total Staffing (FTE): 0.25

Disaster Recovery – Coordination

Coordinate initial disaster recovery operations between cities, special districts, County departments, Cal OES and FEMA. Coordinate damage assessment and assist the public and local government jurisdictions in determining eligibility for and obtaining State and/or Federal disaster assistance through both public assistance programs and individual assistance programs.

Total Expenditures: \$43,517

General Fund Support: \$43,517

Total Staffing (FTE): 0.25

ACCOMPLISHMENTS AND OBJECTIVES

Following are some of the department's notable accomplishments for FY 2022-23 and some specific objectives for FY 2023-24.

FY 2022-23 Accomplishments

- Coordinated FEMA cost recovery for COVID-19 pandemic.
- Met all nuclear power plant emergency planning, preparedness and exercise requirements.
- Updated nuclear power emergency response standard operating procedures.
- Continued the process to make San Luis Obispo County "Tsunami Ready" including the installation of tsunami hazard warning signs to improve public awareness of the tsunami risk on our coastline.
- Began development of a county-wide evacuation plan including evacuation zones.
- Procured a mass care trailer and shelter supplies.
- Installed camera and AV system upgrades in the County Joint Information Center.
- Developed a Wireless Emergency Alert System Policy.
- Developed the County Continuity of Operations Plan and the COVID-19 After Action Report.
- Launched ReadySLO.org marketing and outreach campaign.

FY 2023-24 Objectives

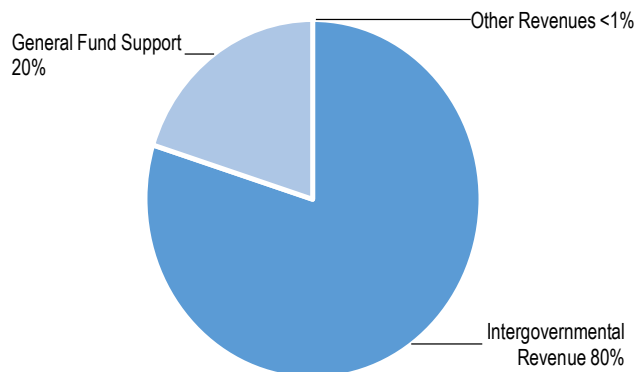
- Conduct a full-scale exercise for a natural hazard emergency event.
- Complete the County Emergency Operations Plan update.
- Develop and distribute updated tsunami pre-plans.
- Complete the development, roll out and marketing campaign of a county-wide evacuation plan including evacuation zones.
- Conduct sheltering operations training with County staff.
- Develop and launch AlertSLO opt-in public notification system.
- Complete and obtain the Tsunami Ready program certification for the county.
- Update the County and Cities Nuclear Power Emergency Response Plan.

- Coordinate and participate in four nuclear power preparedness exercises, two of which will be FEMA evaluated exercises to demonstrate adequate protection of public health and safety of the community and compliance with regulatory requirements.
- Enhance and update existing all-hazards emergency response plans and standard operating procedures and coordinate with operational area partners to develop additional all-risk emergency plans.
- Development of a Mass Care Plan, Animal Evacuation and Care Plan, and a Debris Removal Plan.

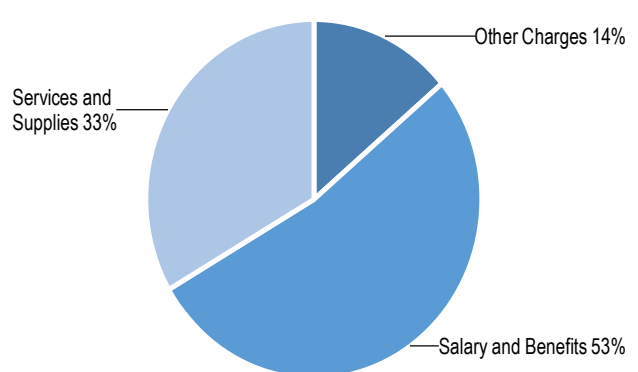
FINANCIAL SUMMARY

	FY 2022-23 Adopted	FY 2022-23 Actual	FY 2023-24 Recommended	FY 2023-24 Adopted	Change from FY 2022-23
Intergovernmental Revenue	\$1,763,305	\$2,077,658	\$2,018,353	\$2,018,353	\$255,048
Other Revenues	\$250	\$10,409	\$250	\$250	\$0
Total Revenue	\$1,763,555	\$2,088,067	\$2,018,603	\$2,018,603	\$255,048
Salary and Benefits	\$1,185,477	\$1,324,789	\$1,333,941	\$1,333,941	\$148,464
Services and Supplies	\$743,667	\$838,426	\$843,949	\$843,949	\$100,282
Other Charges	\$306,296	\$368,897	\$350,000	\$350,000	\$43,704
Capital Assets	\$0	\$408,097	\$0	\$0	\$0
Gross Expenditures	\$2,235,440	\$2,940,209	\$2,527,891	\$2,527,891	\$292,451
Less Intrafund Transfers	\$0	\$(303,652)	\$0	\$0	\$0
Net Expenditures	\$2,235,440	\$2,636,556	\$2,527,891	\$2,527,891	\$292,451
General Fund Support	\$471,885	\$548,489	\$509,288	\$509,288	\$37,403

Source of Funds



Use of Funds



COUNTY ADMINISTRATOR’S COMMENTS AND RECOMMENDATIONS

The level of General Fund support for this fund center is recommended to increase by \$37,403 or 8% compared to FY 2022-23 adopted levels. Senate Bill (SB) 1090 - Safety designation funds will continue to offset 1.00 FTE limited term Emergency Services Coordinator I/II/III assigned to all-hazards emergency preparation. The funding from the designation is not reflected as revenue in the Fund Center 138 – Emergency Services budget.

Revenues are recommended to increase by \$255,048 or 14% due primarily to an increase in Nuclear Power Preparedness Program (NPP) funding, of which \$29,419 is associated with additional revenue that will be received to offset the cost of the recommended Budget Augmentation Request (BAR) to add 1.00 FTE Division Manager position and delete 1.00 FTE Emergency Services Coordinator position.

Expenditures are recommended to increase by \$292,451 or 13%. Salary and benefits are increasing by \$148,464 or 13% driven primarily by increases in negotiated salaries and benefits. Of this increase, \$28,242 is associated with the recommended BAR. Services and supplies are increasing by \$100,282 or 13% primarily due to increases in NPP revenue offset expenditures.

There is a total of \$16,504 included in the budget to be funded with American Rescue Plan Act of 2021 (ARPA) funds for restoration of government services.

The FY 2023-24 recommended Position Allocation List (PAL) for the department includes no net changes in FTE compared to the FY 2022-23 adopted PAL, and the recommended budget for Emergency Services includes funds that will maintain services at current levels.

FY 2023-24 Recommended PAL Changes:

- Deletion of 1.00 FTE Emergency Services Coordinator I/II/III
- Addition of 1.00 FTE Division Manager – Administrative Office

BOARD ADOPTED CHANGES

None.

BUDGET AUGMENTATION REQUESTS ADOPTED

Title: Request to add a 1.00 FTE Division Manager – Administrative Office position and delete a 1.00 FTE Emergency Services Coordinator I/II/III position to reorganize the division.	
Expense: \$29,419	Funding Source(s): Nuclear Power Preparedness Program (NPP): \$29,419
Intended Results: 1. The intended results are to provide the Emergency Services Division of the Administrative Office a Division Manager position which more accurately represents the current organizational structure. Program management within the division will be more manageable allowing for more efficient oversight of both General Emergency Planning and NPP Programs.	

BUDGET AUGMENTATION REQUESTS NOT ADOPTED

None.

GOALS AND PERFORMANCE MEASURES

Department Goal: Coordinate emergency planning efforts of government and community based organizations to ensure a consistent, countywide response to emergency situations and compliance with regulatory requirements.					
1. Performance Measure: Percentage of Federal Emergency Management Agency (FEMA) evaluated nuclear power preparedness exercises conducted with no deficiencies, which provides reasonable assurance that appropriate measures can be taken to protect the health and safety of the public.					
The Federal Emergency Management Agency (FEMA) evaluates nuclear power plant emergency exercises. These evaluations are conducted to ensure local agencies, working with State and Federal agencies, can adequately protect public health and safety and are in compliance with regulatory requirements.					
	FY 2019-20	FY 2020-21	FY 2021-22	FY 2022-23	FY 2023-24
Target	100.00%	100.00%	100.00%	100.00%	100.00%
Actual	100.00%	100.00%	100.00%	100.00%	
Notes:					
2. Performance Measure: Percentage of emergency response plans that are up to date.					
This measure provides a benchmark for emergency response plan revisions and updates, many of which have regulatory requirements for revisions. The department's goal is to review and update emergency response plans every other year.					
	FY 2019-20	FY 2020-21	FY 2021-22	FY 2022-23	FY 2023-24
Target	0.00%	50.00%	50.00%	50.00%	50.00%
Actual	0.00%	25.00%	50.00%	25.00%	
Notes: This performance measure was not met due to the additional number of plans being added to the overall number.					
3. Performance Measure: Percentage of County departments that have current continuity of operations plans.					
Continuity of operations ensures the continuation of government and the performance of essential functions during and after a disaster or other disruption to normal government operations.					
	FY 2019-20	FY 2020-21	FY 2021-22	FY 2022-23	FY 2023-24
Target	0.00%	100.00%	100.00%	100.00%	100.00%
Actual	0.00%	0.00%	100.00%	100.00%	
Notes:					
4. Performance Measure: Percentage of County staff that have successfully completed the baseline Disaster Service Worker training courses.					
California public employees are Disaster Service Workers, and as such are required to complete three baseline training courses: Introduction to the Standardized Emergency Management System (SEMS), Introduction to the National Incident Management System (NIMS) and Introduction to the Incident Command System (ICS).					
	FY 2019-20	FY 2020-21	FY 2021-22	FY 2022-23	FY 2023-24
Target	0.00%	100.00%	100.00%	100.00%	100.00%
Actual	0.00%	0.00%	88.00%	89.00%	
Notes: The performance measure was not met due to overall County staff turnover and the time it takes to complete and track the training.					
5. Performance Measure: Number of exercises (full-scale, functional, or tabletop) conducted to strengthen the San Luis Obispo County Operational Area's disaster readiness.					
Emergency exercises are vital in enabling disaster service workers to practice their roles, utilize standard operating procedures and implement emergency response plans, so that any identified improvements can be made prior to an actual disaster.					
	FY 2019-20	FY 2020-21	FY 2021-22	FY 2022-23	FY 2023-24
Target	0.00	4.00	4.00	4.00	4.00
Actual	0.00	2.00	4.00	6.00	
Notes:					

6. Performance Measure: Number of people registered to receive AlertSLO notifications.					
AlertSLO is an opt-in notification system to receive current event information that could affect residents of the county.					
	FY 2019-20	FY 2020-21	FY 2021-22	FY 2022-23	FY 2023-24
Target	0.00	25,000.00	25,000.00	25,000.00	25,000.00
Actual	0.00	0.00	0.00	0.00	
Notes: The performance measure was not met due to the AlertSLO launch being delayed so that we could develop and launch evacuation zones prior to fire season.					



FC 140 — County Fire

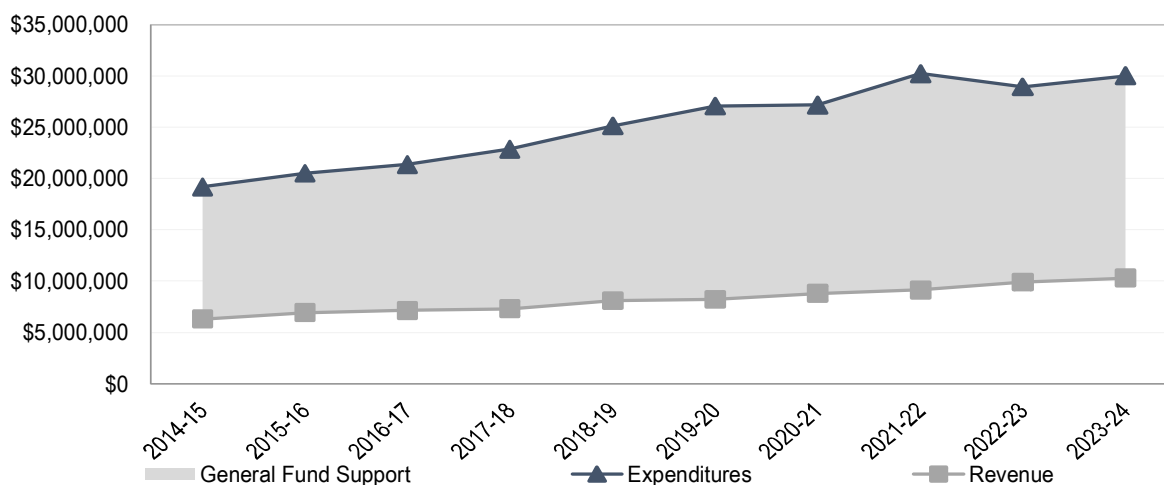
John Owens - County Fire Chief

County Fire provides fire protection services and emergency medical response to the unincorporated areas of the county. Services are provided under a contract with the State of California through CAL FIRE.

BUDGET AT A GLANCE

	FY 2023-24 Adopted	Change from FY 2022-23 Adopted	% Change
Expenditures	\$30,023,618	\$1,105,200	4%
Revenue	\$10,288,894	\$387,593	4%
General Fund Support	\$19,734,724	\$717,607	4%
Staffing Levels	0.00 FTE	0.00 FTE	0%

Ten Year Budget History



MISSION STATEMENT

The County Fire Department protects lives, property and natural resources through prevention, preparation, and response to all types of disasters and emergencies.

SERVICE PROGRAMS

County Fire has a total expenditure level of \$30,031,618 a total staffing level of 107 FTE to provide the following services. Note that County Fire service is provided through a contract with Cal Fire, the State fire service. For this reason, no County staff positions are shown for County Fire on this fund center's Position Allocation List (PAL).

Responding to Emergencies

Take effective action to protect lives, property and the environment and to reduce the impact of all types of disasters and emergencies including fires, floods, earthquakes, rescues, hazardous materials incidents, medical emergencies, and terrorist attacks.

Total Expenditures: \$24,716,022
General Fund Support: \$16,241,853
Total Staffing (FTE): 88.00

Preparing for Emergencies

Working cooperatively with other public safety organizations, provide materials, equipment, facilities, training and services so that the department and the community will be ready to respond to emergencies.

Total Expenditures: \$3,994,205
General Fund Support: \$2,619,654
Total Staffing (FTE): 14.00

Preventing Emergencies

Educate community members and organizations on how to protect people, property, and the environment from fires, earthquakes, and other emergencies. Reduce the impacts of emergencies by establishing fire codes and ordinances, inspecting facilities and reviewing development proposals, reducing or eliminating fire hazards, and taking enforcement action when needed.

Total Expenditures: \$1,321,391
General Fund Support: \$873,218
Total Staffing (FTE): 5.00

ACCOMPLISHMENTS AND OBJECTIVES

Following are some of the department's notable accomplishments for FY 2022-23 and some specific objectives for FY 2023-24:

FY 2022-23 Accomplishments

- The County Type III Incident Management Team held two major drills.
- 100% of AB 1205 State mandated fire inspection program for residential group occupancies were accomplished.
- Continued to modernize County Fire apparatus by accepting and placing into service seven new Type 1 fire engines, two new rescue squads, one pickup, and 2 SUVs.
- Relocated Fire Department Headquarters to a new temporary location in the City of San Luis Obispo to allow replacement and building of new Fire Department Headquarters on Santa Rosa St.
- The Paid-Call Firefighter Academy began on January 14, 2022, with 7 County Fire and eight local government participants. The Department will continue seeking opportunities to improve the Paid-Call Firefighter program. The County Fire Department's strategic plan will address the program's sustainability.

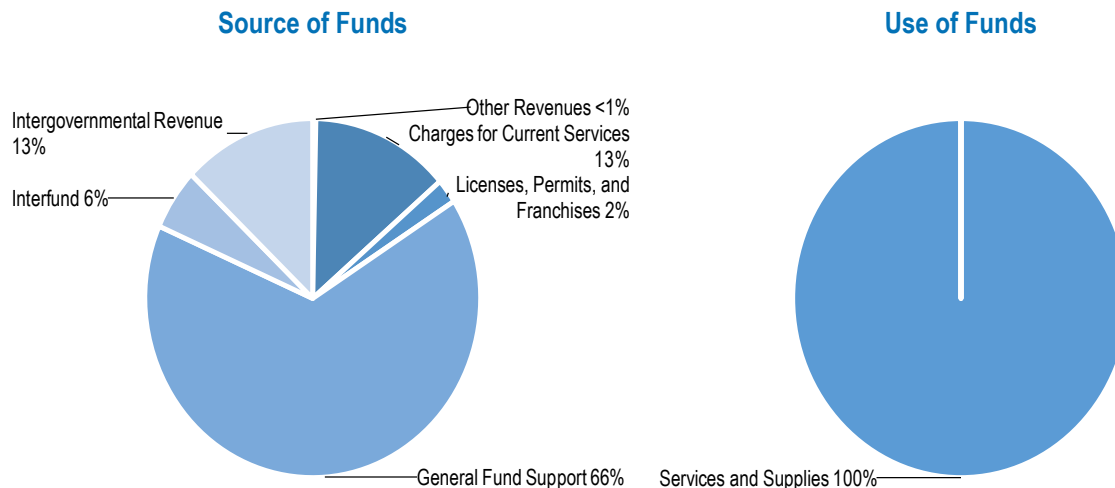
- Acquired five buildings to conduct live fire training for County Fire personnel and local cooperating fire agencies, with a total of 80 firefighters receiving training.
- Working with the SLO Fire Safe Council, secured additional grant funding of \$657,233 for multiple project areas throughout San Luis Obispo County for 2023 storm debris hazardous fuel reduction.
- Conducted 10,636 home defensible space inspections throughout San Luis Obispo County in the SRA.

FY 2023-24 Objectives

- Conduct two major drills involving the County Fire Type III Incident Management Team
- Continue SB 1205 State mandated fire inspection program on educational and residential group occupancies. The goal is to complete 100% of these occupancy types.
- Review and update if needed 50% County Fire Department Standard Operating Guidelines (SOGs).
- Conduct a Paid Call Firefighter program analysis.
- Prepare an Information Technology (IT) strategic plan for County Fire in conjunction with County Information Technology Department.
- Develop strategic plan for training facilities at Camp San Luis Obispo Drill grounds and Sunnyside School site Training Center.

FINANCIAL SUMMARY

	FY 2022-23 Adopted	FY 2022-23 Actual	FY 2023-24 Recommended	FY 2023-24 Adopted	Change from FY 2022-23
Licenses, Permits, and Franchises	\$656,815	\$526,322	\$656,815	\$656,815	\$0
Intergovernmental Revenue	\$3,752,200	\$4,145,608	\$3,867,217	\$3,867,217	\$115,017
Charges for Current Services	\$3,983,369	\$3,504,390	\$4,026,346	\$4,026,346	\$42,977
Other Revenues	\$84,000	\$138,621	\$84,000	\$84,000	\$0
Interfund	\$1,424,917	\$1,596,321	\$1,654,516	\$1,654,516	\$229,599
Total Revenue	\$9,901,301	\$9,911,263	\$10,288,894	\$10,288,894	\$387,593
Services and Supplies	\$26,878,597	\$29,356,877	\$30,031,618	\$30,031,618	\$3,153,021
Other Charges	\$0	\$146,695	\$0	\$0	\$0
Capital Assets	\$2,039,821	\$683,529	\$0	\$0	\$(2,039,821)
Gross Expenditures	\$28,918,418	\$30,187,102	\$30,031,618	\$30,031,618	\$1,113,200
Less Intrafund Transfers	\$0	\$0	\$(8,000)	\$(8,000)	\$(8,000)
Net Expenditures	\$28,918,418	\$30,187,102	\$30,023,618	\$30,023,618	\$1,105,200
General Fund Support	\$19,017,117	\$20,275,839	\$19,734,724	\$19,734,724	\$717,607



COUNTY ADMINISTRATOR’S COMMENTS AND RECOMMENDATIONS

The level of General Fund support for this budget is recommended to increase by \$717,607 million or 4% compared to FY 2022-23 Adopted Budget.

The primary driver for the General Fund increase is due to a \$3.8 million or 17% increase in cost of the CAL FIRE services contract.

Revenue is recommended to increase \$387,593 or 4% due primarily to a projected 33% increase in Interfund revenue for services provided to the Airport and a 4% increase in Proposition 172 Public Safety revenue (half-cent sales tax for public safety purposes). Expenditures are recommended to increase \$1.1 million or 4% primarily due to increased CAL FIRE contract cost, partially offset by a reduction of scheduled vehicle replacement costs. The total recommended contract cost for FY 2023-24 is \$26.7 million and includes a total of 107.00 full time CAL FIRE positions. It should be noted that the cost of the FY 2023-24 contract is unknown at this time due to timing of contract development. Of the total budgeted contract amount, \$4.4 million is associated with fire service provided to the communities of Los Osos, and Avila Beach, dispatch services for these communities and other additional jurisdictions, the County Airport, and a contract with one of the solar farms to provide partial funding for services in California Valley. These expenses are offset by revenue received in this budget. Capital Assets are recommended to decrease \$2 million or 100%. While this is represented as a decrease in expenditures in this Fund Center, there is an offsetting increase in the amount of General Fund being placed into the Fire Equipment Replacement Designation for future vehicle and vehicle equipment purchases based on a replacement schedule. The General Fund is budgeted to place a little over \$5 million into this designation for FY 2023-24 for scheduled replacement in future years.

The recommended budget maintains current service levels.

This fund center has no Position Allocation List (PAL) as staffing is provided by CAL FIRE. On March 21, 2023 the Board of Supervisors approved the addition of 1.00 FTE Building Plans Examiner in FC 142 to support County Fire. This position will be offset by a reduction of one CAL FIRE contracted Fire Prevention Specialist position.

BOARD ADOPTED CHANGES

None.

BUDGET AUGMENTATION REQUESTS ADOPTED

None requested.

GOALS AND PERFORMANCE MEASURES

Department Goal: Quickly respond to calls for help, in order to begin providing assistance as rapidly as possible.					
1. Performance Measure: Percentage of calls in areas designated as Urban where first units arrived within seven minutes or less.					
This measure evaluates the department's ability to provide assistance in areas designated as Urban within acceptable time frames. (Success in areas designated as Urban requires first units to arrive within seven minutes or less, on 90% or more of calls.)					
	FY 2019-20	FY 2020-21	FY 2021-22	FY 2022-23	FY 2023-24
Target	90.00%	90.00%	90.00%	90.00%	90.00%
Actual	71.00%	69.00%	55.00%	52.31%	
Notes: Community growth and development is trending towards necessitating additional fire protection capacity. Solutions are identified in the recently adopted 2022 Fire Strategic Plan.					
2. Performance Measure: Percentage of calls in areas designated as Suburban where first units arrived within eight minutes or less.					
This measure evaluates the department's ability to provide assistance in areas designated as Suburban within acceptable time frames. (Success in areas designated as Suburban requires first units to arrive within eight minutes or less, on 90% or more of calls.)					
	FY 2019-20	FY 2020-21	FY 2021-22	FY 2022-23	FY 2023-24
Target	90.00%	90.00%	90.00%	90.00%	90.00%
Actual	59.00%	43.00%	25.00%	24.73%	
Notes: Community growth and development is trending towards necessitating additional fire protection capacity. Solutions are identified in the recently adopted 2022 Fire Strategic Plan.					
3. Performance Measure: Percentage of calls in areas designated as Rural where first units arrived within fifteen minutes or less.					
This measure evaluates the department's ability to provide assistance in areas designated as Rural within acceptable time frames. (Success in areas designated as Rural requires first units to arrive within fifteen minutes or less, on 85% or more of calls.)					
	FY 2019-20	FY 2020-21	FY 2021-22	FY 2022-23	FY 2023-24
Target	85.00%	85.00%	85.00%	85.00%	85.00%
Actual	71.00%	68.00%	62.00%	59.48%	
Notes: Community growth and development is trending towards necessitating additional fire protection capacity. Solutions are identified in the recently adopted 2022 Fire Strategic Plan.					
4. Performance Measure: Percentage of calls in areas designated as Remote where first units arrived within twenty minutes or less.					
This measure evaluates the department's ability to provide assistance in areas designated as Remote within acceptable time frames. (Success in areas designated as Remote requires first units to arrive within twenty minutes or less, on 80% or more of calls.)					
	FY 2019-20	FY 2020-21	FY 2021-22	FY 2022-23	FY 2023-24
Target	80.00%	80.00%	80.00%	90.00%	80.00%
Actual	49.00%	56.00%	49.00%	48.72%	
Notes: Community growth and development is trending towards necessitating additional fire protection capacity. Solutions are identified in the recently adopted 2022 Fire Strategic Plan.					

5. Performance Measure: Percentage of calls in areas designated as Underdeveloped where first units arrived within thirty minutes or less.

This measure evaluates the department's ability to provide assistance in areas designated as Underdeveloped within acceptable time frames. (Success in areas designated as Underdeveloped requires first units to arrive within thirty minutes or less, on 75% or more of calls.)

	FY 2019-20	FY 2020-21	FY 2021-22	FY 2022-23	FY 2023-24
Target	75.00%	75.00%	75.00%	75.00%	75.00%
Actual	53.00%	56.00%	85.00%	61.54%	

Notes: Community growth and development is trending towards necessitating additional fire protection capacity. Solutions are identified in the recently adopted 2022 Fire Strategic Plan.

Department Goal: Quickly respond to calls for help, in order to begin providing assistance as rapidly as possible.

6. Performance Measure: Percentage of calls in areas designated as Urban where second units arrived within eleven minutes or less.

This measure evaluates the department's ability to provide assistance in areas designated as Urban within acceptable time frames. (Success in areas designated as Urban requires seconds units to arrive within eleven minutes or less, on 90% or more of calls.)

	FY 2019-20	FY 2020-21	FY 2021-22	FY 2022-23	FY 2023-24
Target	90.00%	90.00%	90.00%	90.00%	90.00%
Actual	82.00%	85.00%	84.00%	85.94%	

Notes:

7. Performance Measure: Percentage of calls in areas designated as Suburban where second units arrived within thirteen minutes or less.

This measure evaluates the department's ability to provide assistance in areas designated as Suburban within acceptable time frames. (Success in areas designated as Suburban requires seconds units to arrive within thirteen minutes or less, on 90% or more of calls.)

	FY 2019-20	FY 2020-21	FY 2021-22	FY 2022-23	FY 2023-24
Target	90.00%	90.00%	90.00%	90.00%	90.00%
Actual	55.00%	50.00%	25.00%	41.67%	

Notes: Community growth and development is trending towards necessitating additional fire protection capacity. Solutions are identified in the recently adopted 2022 Fire Strategic Plan.

8. Performance Measure: Percentage of calls in areas designated as Rural where second units arrived within eighteen minutes or less.

This measure evaluates the department's ability to provide assistance in areas designated as Rural within acceptable time frames. (Success in areas designated as Rural requires seconds units to arrive within eighteen minutes or less, on 85% or more of calls.)

	FY 2019-20	FY 2020-21	FY 2021-22	FY 2022-23	FY 2023-24
Target	85.00%	85.00%	85.00%	85.00%	85.00%
Actual	69.00%	66.00%	53.00%	57.58%	

Notes:

9. Performance Measure: Percentage of calls in areas designated as Remote where second units arrived within twenty-eight minutes or less.

This measure evaluates the department's ability to provide assistance in areas designated as Remote within acceptable time frames. (Success in areas designated as Remote requires seconds units to arrive within twenty-eight minutes or less, on 80% or more of calls.)

	FY 2019-20	FY 2020-21	FY 2021-22	FY 2022-23	FY 2023-24
Target	80.00%	80.00%	80.00%	80.00%	80.00%
Actual	56.00%	61.00%	43.00%	50.00%	

Notes: Community growth and development is trending towards necessitating additional fire protection capacity. Solutions are identified in the recently adopted 2022 Fire Strategic Plan.

10. Performance Measure: Percentage of calls in areas designated as Underdeveloped where second units arrived within forty-five minutes or less.

This measure evaluates the department's ability to provide assistance in areas designated as Underdeveloped within acceptable time frames. (Success in areas designated as Underdeveloped requires seconds units to arrive within forty-five minutes or less, on 75% or more of calls.)

	FY 2019-20	FY 2020-21	FY 2021-22	FY 2022-23	FY 2023-24
Target	75.00%	75.00%	80.00%	75.00%	75.00%
Actual	67.00%	60.00%	100.00%	25.00%	

Notes:



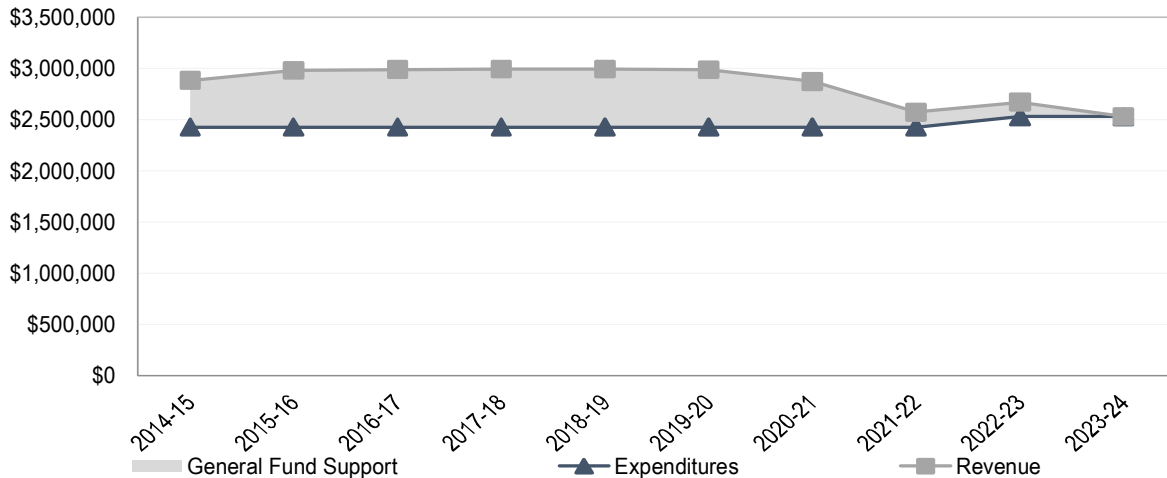
FC 143 — Court Operations

Contributions to Court Operations provides funding for the County’s financial maintenance of effort obligations for the operations of the San Luis Obispo County Superior Court.

BUDGET AT A GLANCE

	FY 2023-24 Adopted	Change from FY 2022-23 Adopted	% Change
Expenditures	\$2,526,520	\$0	0%
Revenue	\$2,528,317	\$(141,756)	(5)%
General Fund Support	\$(1,797)	\$141,756	(99)%
Staffing Levels	0.00 FTE	0.00 FTE	0%

Ten Year Budget History



PURPOSE STATEMENT

To appropriate funding needed to meet the County’s financial maintenance of effort obligations for the courts. Court Operations is primarily funded by fines charged by the Courts, supplemented by AB 109 funding, and recording fees. The County Administrative Office manages the budget for this fund center. The San Luis Obispo Superior Court governs its own operations.

SERVICE PROGRAMS

Contributions to Court Operations has a total expenditure level of \$2,526,520 to provide the following services. No County staff are allocated to this budget.

Courts

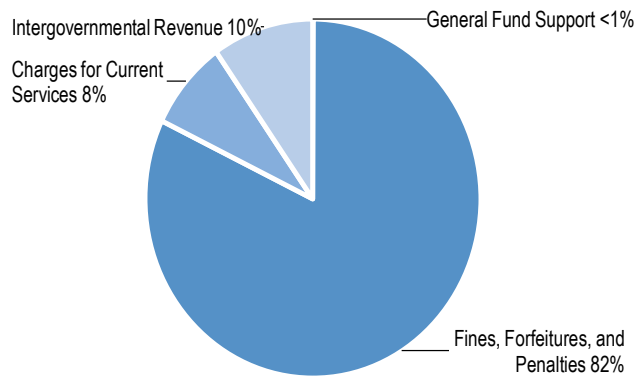
Provides funding for the County’s financial obligations associated with the operation of the Superior Court of San Luis Obispo.

Total Expenditures: \$2,526,520
General Fund Support: (\$1,797)

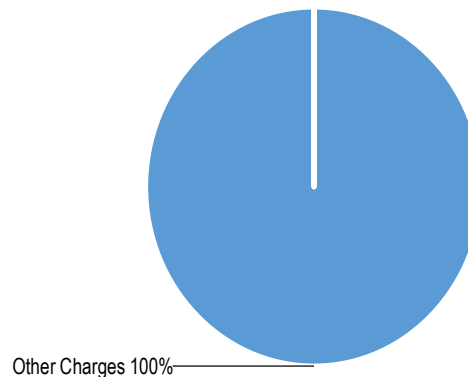
FINANCIAL SUMMARY

	FY 2022-23 Adopted	FY 2022-23 Actual	FY 2023-24 Recommended	FY 2023-24 Adopted	Change from FY 2022-23
Fines, Forfeitures, and Penalties	\$2,140,174	\$2,132,680	\$2,076,559	\$2,076,559	\$(63,615)
Intergovernmental Revenue	\$242,506	\$171,387	\$246,758	\$246,758	\$4,252
Charges for Current Services	\$287,393	\$133,209	\$205,000	\$205,000	\$(82,393)
Total Revenue	\$2,670,073	\$2,437,276	\$2,528,317	\$2,528,317	\$(141,756)
Other Charges	\$2,526,520	\$2,449,023	\$2,526,520	\$2,526,520	\$0
Gross Expenditures	\$2,526,520	\$2,449,023	\$2,526,520	\$2,526,520	\$0
General Fund Support	\$(143,553)	\$11,747	\$(1,797)	\$(1,797)	\$141,756

Source of Funds



Use of Funds



COUNTY ADMINISTRATOR’S COMMENTS AND RECOMMENDATIONS

Revenue received in this budget regularly exceeds expenditures each year, resulting in a net contribution to the General Fund.

The level of General Fund contribution from this fund center is recommended to decrease by \$141,756 or 99% compared to FY 2022-23 adopted levels.

Revenue is recommended to decrease by \$141,756 or 5%. Revenues from charges for services (fees), fines, forfeitures, and penalties are budgeted to decrease \$63,615 or 3% and charges for current services are budgeted to decrease by \$82,393 or 29% due to current year trends. The amount of revenue actually received each year is dependent on the mix of cases heard by the Courts and judicial decisions to waive any or all fees, fines, and penalties.

Expenditures are recommended to remain at FY 2022-23 adopted levels due to current year actuals. The two main expenditure items in this budget are the State-mandated Maintenance of Effort (MOE) totaling \$1.8 million, and the County facility charge totaling \$529,882. These expenditures are fixed and do not change from year to year.

This fund center does not have a Position Allocation List (PAL), and the recommended budget for Court Operations includes funds that will maintain services at current levels.

BOARD ADOPTED CHANGES

None.

BUDGET AUGMENTATION REQUESTS ADOPTED

None requested.



FC 132 — District Attorney

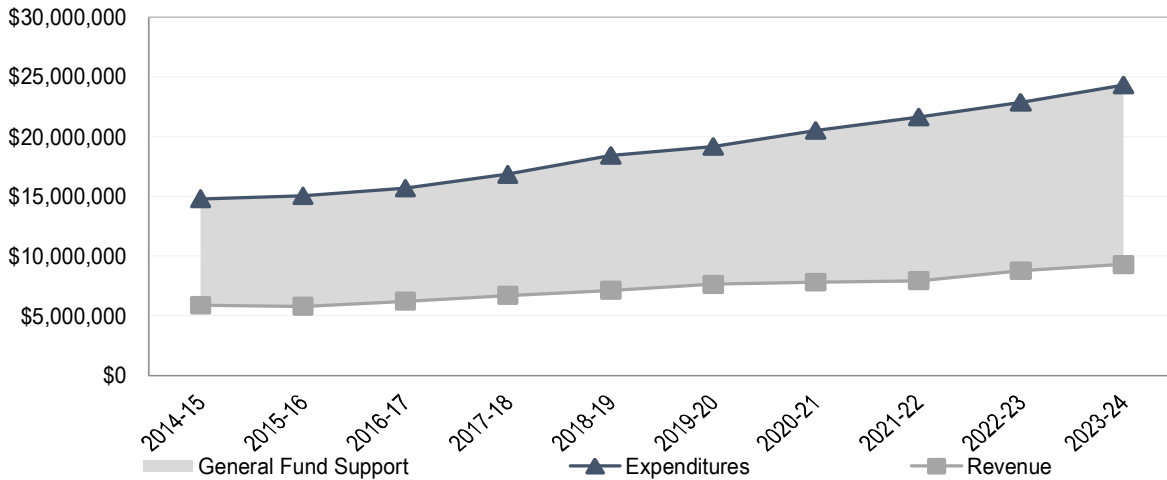
Dan Dow - District Attorney

The District Attorney's Office provides criminal prosecution and protects the rights of crime victims in the county. The office is headed by an elected District Attorney.

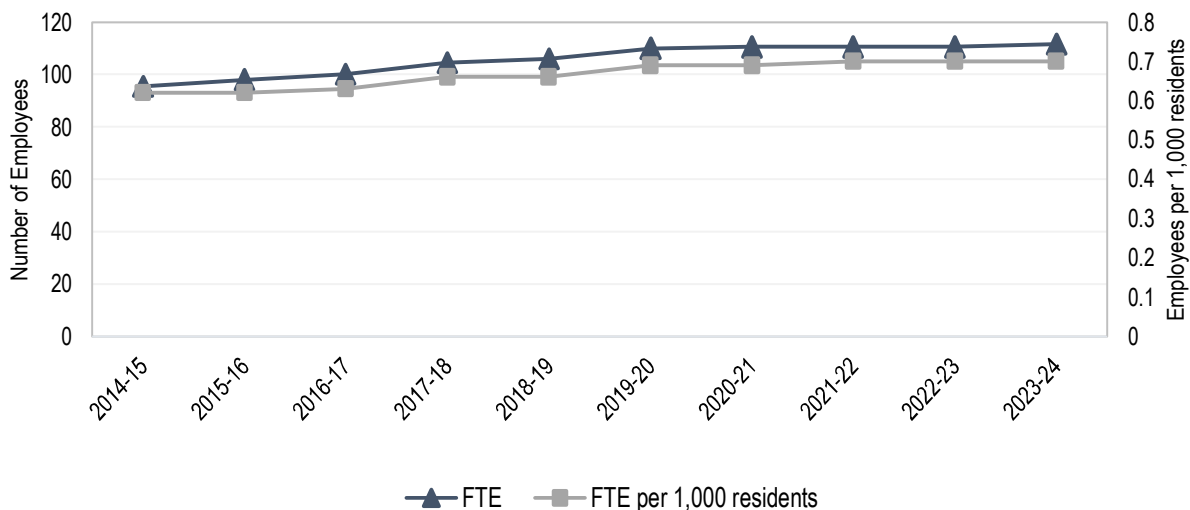
BUDGET AT A GLANCE

	FY 2023-24 Adopted	Change from FY 2022-23 Adopted	% Change
Expenditures	\$24,321,379	\$1,455,406	6%
Revenue	\$9,298,456	\$518,556	6%
General Fund Support	\$15,022,923	\$936,850	7%
Staffing Levels	110.50 FTE	0.00 FTE	<1%

Ten Year Budget History



Ten Year Staffing History



MISSION STATEMENT

The mission of the San Luis Obispo County District Attorney's Office is to bring justice and safety to our community by aggressively and fairly prosecuting crime and protecting the rights of crime victims.

SERVICE PROGRAMS

The District Attorney has a total expenditure level of \$24,347,379 and a total staffing level of 110.50 FTE to provide the following services:

Administration

To provide overall policy development, program supervision, fiscal and personnel administration, automation management and community relations.

Total Expenditures: \$3,820,875
General Fund Support: \$3,077,243
Total Staffing (FTE): 14.00

Victim-Witness Services

To inform victims of crime and their families of their constitutional and statutory rights and to assist them by providing crisis and support services including information, notification, and restitution assistance to aid in the recovery from physical, emotional and financial injuries; and to minimize the inconvenience for victims and witnesses to appear in court by providing court information updates and travel assistance.

Total Expenditures: \$2,843,567
General Fund Support: \$1,616,477
Total Staffing (FTE): 21.50

Prosecutions

To review, file, investigate and prosecute felony, misdemeanor and juvenile criminal violations in a vigorous, efficient, just and ethical manner.

Total Expenditures: \$16,525,047
General Fund Support: \$9,908,866
Total Staffing (FTE): 70.00

Special Prosecutions

To investigate and pursue legal remedies to resolve consumer and environmental protection complaints, public integrity referrals, and white-collar crime, including real estate and major fraud.

Total Expenditures: \$1,157,890
General Fund Support: \$420,337
Total Staffing (FTE): 5.00

ACCOMPLISHMENTS AND OBJECTIVES

Following are some of the department's notable accomplishments for FY 2022-23 and some specific objectives for FY 2023-24.

FY 2022-23 Accomplishments

- Significant Cases
 - *People v. Paul Ruben Flores*— After being moved out of San Luis Obispo County, a Monterey County jury convicted Flores for the 1996 first-degree murder of Kristin Smart. Flores is scheduled to be sentenced in March 2023.
 - *People v. Robert William Koehler, IV* – Jury conviction for the first-degree murder of Grover Beach resident, Kristen Marti. Koehler is pending sentencing.
 - *People v. Jeremiah Leo Hernandez*— Jury conviction for aggravated mayhem and assault with a knife. Hernandez was sentenced to life in prison with the possibility of parole.
 - *People v. Andrew William Gilbertson* – Jury conviction for attempted bank robbery in Paso Robles. Gilbertson was previously convicted of arson and bank robbery making this his “third strike.” He was sentenced to 25 years to life in prison.
 - *People v. Todd Anthony Hortillosa* – Hortillosa was sentenced to 120 years to life, plus three years and eight months in prison for his June 2022 conviction of the molestation of three children occurring over a nine-year period.
 - *People v. David James Krause* – Krause pleaded guilty and was sentenced for the 2019 second-degree murder of Oceano resident, Larry Bross. Krause also admitted to a prior “strike” conviction of residential burglary, which doubled his sentence to 30 years to life in state prison.
 - *People v. Jesus Barajasvaldovinos*— After entering a plea of guilty, Barajasvaldovinos was sentenced to 28 years to life in prison for kidnap, rape by force, and other sex crimes perpetrated against a single victim in June of 2021.
- Successfully continued the bi-monthly “Seconds in Command” meeting, in which the Assistant District Attorney and county-wide law enforcement command staff meet to discuss investigative and prosecutorial issues, trends, and changes.
- Successfully continued the bi-monthly “Thirds” meeting, in which the three Chief Deputy District Attorneys meet with investigative supervisors of Law Enforcement Agencies in the County, to discuss investigative and prosecutorial issues, trends, and changes.
- The Courthouse Dog Program team improved the effectiveness of internal processes for Victim Advocates and Deputy District Attorneys to request the of Edgar, our Courthouse Facility Dog. This has resulted in increased requests and use of Edgar’s service with victims in the community.
- Felony filing Deputy District Attorneys and Victim Advocates successfully conducted orientations with new officers and deputies from local agencies, to discuss the filing process, investigative best practices, as well as victim and witness services.
- The text messaging feature in our case management software, Prosecutor by Karpel (PBK), has been tested and is being implemented. Use of this feature will allow Victim Witness staff to communicate more efficiently with crime victims.

FY 2023-24 Objectives

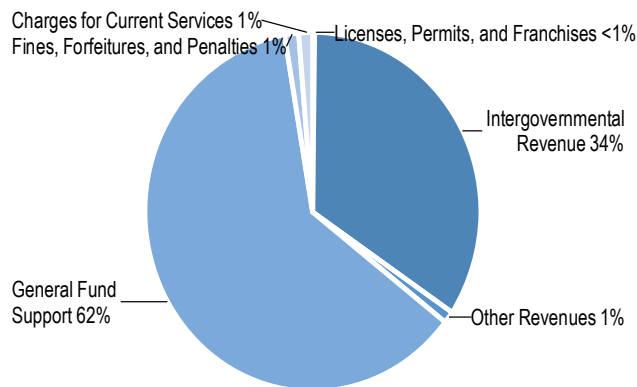
- The staff and supervisory team of the Christopher G. Money Victim Witness Assistance Center will strengthen connections and improve relationships with Community Based Organization partners.

- Begin the integration process to synchronize case management software, allowing to electronically receive case files from local law enforcement agencies.
- Beta test and implement, a “race blind charging” module within case management system used by filing attorneys to comply with new legal mandates.
- Implement new public case search tool using cloud hosted software system.
- The District Attorney’s Bureau of Investigations will participate in monthly Level 2 Threat Assessment meetings and trainings to improve communication and planning and help synchronize communitywide efforts to prevent school violence before it happens, through the BJA STOP School Violence Program Grant.

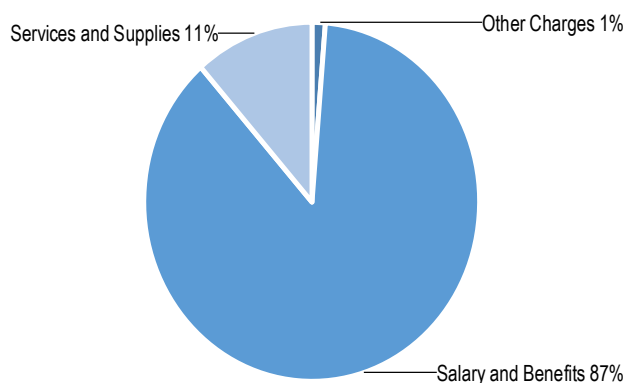
FINANCIAL SUMMARY

	FY 2022-23 Adopted	FY 2022-23 Actual	FY 2023-24 Recommended	FY 2023-24 Adopted	Change from FY 2022-23
Licenses, Permits, and Franchises	\$62,112	\$53,163	\$48,108	\$48,108	\$(14,004)
Fines, Forfeitures, and Penalties	\$297,835	\$126,383	\$322,835	\$322,835	\$25,000
Intergovernmental Revenue	\$7,886,156	\$8,114,550	\$8,331,593	\$8,331,593	\$445,437
Charges for Current Services	\$318,562	\$293,545	\$330,685	\$330,685	\$12,123
Other Revenues	\$215,235	\$53,214	\$265,235	\$265,235	\$50,000
Total Revenue	\$8,779,900	\$8,640,854	\$9,298,456	\$9,298,456	\$518,556
Salary and Benefits	\$20,304,268	\$19,971,856	\$21,237,373	\$21,237,373	\$933,105
Services and Supplies	\$2,587,705	\$2,973,382	\$2,794,332	\$2,794,332	\$206,627
Other Charges	\$0	\$61,859	\$315,674	\$315,674	\$315,674
Capital Assets	\$0	\$15,207	\$0	\$0	\$0
Gross Expenditures	\$22,891,973	\$23,022,304	\$24,347,379	\$24,347,379	\$1,455,406
Less Intrafund Transfers	\$(26,000)	\$(22,516)	\$(26,000)	\$(26,000)	\$0
Net Expenditures	\$22,865,973	\$22,999,788	\$24,321,379	\$24,321,379	\$1,455,406
General Fund Support	\$14,086,073	\$14,358,934	\$15,022,923	\$15,022,923	\$936,850

Source of Funds



Use of Funds



COUNTY ADMINISTRATOR’S COMMENTS AND RECOMMENDATIONS

The level of General Fund support for this fund center is recommended to increase by \$936,850 or 7% compared to FY 2022-23 adopted levels. Revenues are recommended to increase by \$518,556 or 6% compared to FY 2022-23 adopted levels, primarily due to an increase in grant funding.

Expenditures are recommended to increase by \$1,455,406 or 6% compared to FY 2022-23 adopted levels. The increase is primarily driven by increases in negotiated salaries and benefits. Services and supplies are also recommended to increase, due primarily to increased interdepartmental charges and the expenditure for the recommend BAR to utilize automation trust funds for a data analyst consultant to facilitate the departments compliance with new legal mandates (see below). Other charges are increasing by \$315,674 due to expenditures associated with a pass through grant.

There is a total of \$383,587 included in the budget to be funded with American Rescue Plan Act (ARPA) funds for the restoration of governmental services.

The FY 2023-24 recommended Position Allocation List (PAL) for the department is a net zero change from the FY 2022-23 adopted PAL.

FY 2022-23 Mid-Year PAL Changes

On July 19, 2022, the Board approved the following changes to the department’s PAL:

- Extended 1.00 FTE Paralegal Limited Term (LT) position funded by the Criminal Restitution Compact (CRC) grant agreement with the California Victim Compensation Board (Cal VCB), from its expiration on June 30, 2022 through the grant period ending June 30, 2023.
- Added three (3) one-year limited term positions: 1.00 FTE Paralegal, 1.00 FTE Witness Coordinator and 1.00 FTE Legal Clerk; to meet the extraordinary shift of staff resources and increase in workload due to the People v. Paul Flores, et al trial relocated to the Monterey County Superior Court.

On September 27, 2022, the Board approved the following changes to the department’s PAL:

- Reclassification of 1.00 FTE Accounting Technician to 1.00 FTE Accountant I/II/III
- Extended the sunset date for 1.00 FTE Limited Term Mass Victimization Advocate through September 30, 2023 to support the Victim Witness Assistance Grant award from the California Office of Emergency Services (Cal OES).

BOARD ADOPTED CHANGES

None.

BUDGET AUGMENTATION REQUESTS ADOPTED

Title: Request to utilize automation trust funds for a data analyst consultant to facilitate the departments compliance with new legal mandates	
Expense: \$50,000	Funding Source(s): District Attorney Automation Trust Fund: \$50,000

<p>Intended Results:</p> <ol style="list-style-type: none"> 1. Comply with new legal mandates by gathering and capturing unique case disposition data and hearing outcome data from justice partner agencies for import into our case management system by using a customized computer software tool. 2. This case data collection process will enable detailed analysis of the case data in order to ensure equitable and fair treatment within prosecutorial decision-making process and will enable this office to accurately and quickly respond to litigation. 3. This data will also provide a measurable outcome in the form of analysis that can be distributed to stakeholders, which will promote understanding of the criminal and victim justice system in San Luis Obispo County. 4. Access to accurate data assists in ensuring equitable and fair treatment under the law regardless of race, ethnicity or national origin, and may provide trajectory analyses to identify which prosecutorial options work to reduce recidivism.

BUDGET AUGMENTATION REQUESTS NOT ADOPTED

Title: Add 1.00 FTE Deputy District Attorney III responsible for the vertical prosecution of all types of Elder Abuse.	
Expense: \$167,248	Funding Source(s): General Fund: \$167,248
<p>Intended Results:</p> <ol style="list-style-type: none"> 1. Significantly increase the number of elder abuse cases identified for criminal prosecution through effective collaboration with our partnership with DSS, law enforcement and allied groups. 2. Increase education and awareness of the varied types of elder abuse, financial scams, and exploitation thereby reducing the number of future victims. 3. More effectively prosecute elder abuse cases by implementing vertical prosecution which has been proven to increase conviction rates, reduce trauma to victims, and provide more consistent and appropriate sentencing. 4. Attend monthly Elder Abuse Prosecution Team meetings, including assigned Victim Advocates and District Attorney Investigator, to establish effective and efficient protocols and working relationships within the team. 5. Establish solid relationships with detectives and law enforcement personnel, positioning the Elder Abuse Prosecutor as subject matter expert within the County. 6. Attend one (1) specialized elder prosecutor training event a year to ensure continued learning and development of subject matter expertise. 	

GOALS AND PERFORMANCE MEASURES

Department Goal: To promote public safety through the efficient and appropriate use of investigations and criminal sanctions so as to deter criminal activity, protect society and punish criminal conduct.					
1. Performance Measure: Total number of adult criminal cases referred to, reviewed, and filed or diverted by the District Attorney's Office.					
This measure tracks the number of adult criminal cases that are submitted to the District Attorney's Office from law enforcement agencies, the number of cases reviewed, and the number of cases filed with the Superior Court or diverted to diversion programs. Cases filed with the Superior Court or diverted must be able to be proven beyond a reasonable doubt. In an adult criminal case, an individual over 18 years of age is being charged with a criminal offense enumerated within the standard California codes (such as the Penal Code and Health and Safety Code).					
	FY 2019-20	FY 2020-21	FY 2021-22	FY 2022-23	FY 2023-24
Target	13,000.00	13,000.00	13,000.00	12,000.00	13,000.00
Actual	11,952.00	11,925.00	12,069.00	11,304.00	
Notes: Case referrals are beyond department control and slight variance is normal from year-to-year. FY 2022-23 actuals reflect a 5.8% variance from target.					

Department Goal: To maximize the efficient use of criminal justice system resources by promptly and effectively handling cases.

2. Performance Measure: Percentage of misdemeanor cases brought to final disposition within 90 days of arraignment.

The percentage of misdemeanor criminal cases which are brought to a final disposition within 90 days of arraignment as tracked by the '90-day case aging' report generated by the District Attorney's Office and the Court.

	FY 2019-20	FY 2020-21	FY 2021-22	FY 2022-23	FY 2023-24
Target	85.00%	80.00%	80.00%	50.00%	65.00%
Actual	62.30%	42.50%	53.00%	51.60%	

Notes: This target was previously reduced to reflect changes in processes including staffing shortages in the courts that delay our ability to process these cases within 90 days. Actuals reflect the implementation of the court's pre-plea diversion program, this type of diversion may have a completion date several months to a year out. During this time, the case remains open in our system, therefore increasing aging reflected in this percentage.

3. Performance Measure: Number of Misdemeanor cases referred to the First Time Offender Misdemeanor Diversion program, number of program completions, and amount of restitution collected for victims through the program.

The number of cases diverted to the First Time Offender Misdemeanor Diversion program are tracked in the District Attorney's case management system and by the program provider Pacific Educational Services (PES). Data on the number of program completions and the restitution collected are gathered by the local program provider PES. Diversion reduces workload for the Courts and affords the participant an opportunity to keep a clean record and learn from the experience how criminal behavior negatively affects the individual and society at large.

	FY 2019-20	FY 2020-21	FY 2021-22	FY 2022-23	FY 2023-24
Target	1,100.00	1,100.00	1,000.00	850.00	700.00
Actual	764.00	541.00	716.00	740.00	

Notes: The FY 2022-23 target number of referred cases is 850 vs 740 actual. The target number of completed cases is 750 vs 402 actual. The target number for restitution collected is \$20,000 vs \$5,147 actual.

Department Goal: To promote a community approach to juvenile crime which blends the effective use of treatment or diversion programs with the appropriate use of criminal sanctions so as to rehabilitate the juvenile and deter criminal activity.

4. Performance Measure: Number of juvenile criminal prosecution petitions reviewed and filed annually.

This measures the number of new juvenile criminal petitions, probation violations and miscellaneous cases filed with the Superior Court per year. A juvenile petition is defined as a Superior Court document charging an individual under 18 years of age with a criminal offense enumerated within the standard California codes (such as the Penal Code and Health and Safety Code). Not adhering to the terms and conditions of these sustained petitions results in probation violations and subsequent District Attorney Office action.

	FY 2019-20	FY 2020-21	FY 2021-22	FY 2022-23	FY 2023-24
Target	175.00	195.00	175.00	100.00	125.00
Actual	154.00	98.00	102.00	155.00	

Notes: Actuals for FY 2022-23 exceeded targeted levels and appear to be trending upward toward pre-pandemic levels.

Department Goal: Assisting victims to recover from the aftermath of crime and minimizing the inconvenience to witnesses involved in the criminal justice system.

5. Performance Measure: In crimes against persons filed, the percentage of crime victims who are contacted for services within three business days of referral to the Christopher G. Money Victim Witness Assistance Center.

Victim Witness advocates provide a wide variety of services to crime victims including information about their legal rights, case information and updates, court escort and support during hearings, assistance with state compensation claims, restraining order assistance, and many other services. This measure tracks timeliness of Victim Witness advocates contacts in cases charged by the District Attorney, to provide services and maximize prosecution. In cases still under investigation victims are assisted with appropriate services.

	FY 2019-20	FY 2020-21	FY 2021-22	FY 2022-23	FY 2023-24
Target	97.00%	93.00%	93.00%	93.00%	93.00%
Actual	89.00%	93.00%	90.25%	93.00%	

Notes: While the percentage reflects the actual number of victims contacted within three business days, the Victim Witness Advocates have a higher percentage of contact due to the fact that the measure includes victims with incorrect or missing contact information therefore they could not be contacted and reflect a significant percentage of the individuals not contacted.

6. Performance Measure: Percentage of local crime victim compensation claims verified and recommended for approval by the Victim Witness Claims Unit that are also approved by the State for payment to victims and service providers.

The Christopher G. Money Victim Witness Assistance Center contracts with the California Victim Compensation Board (CALVCB) to provide claim verification at the local level, thereby expediting claim benefits and improving the prompt repayment of out-of-pocket losses resulting from crime to the victim.

	FY 2019-20	FY 2020-21	FY 2021-22	FY 2022-23	FY 2023-24
Target	97.00%	97.00%	97.00%	97.00%	97.00%
Actual	93.50%	91.00%	100.00%	100.00%	

Notes: Locally, the claims unit approved 85% of cases submitted and denied 15% (3% duplicate claim submissions and 12% not meeting CalVCB criteria.) By prescreening accurately, we were able to beat our target.

Department Goal: To increase the criminal justice efficiency response to crime victims and witnesses.

7. Performance Measure: Percentage of witnesses, including officers, who receive mailed subpoenas and which subpoenas are confirmed by the Christopher G. Money Victim Witness Assistance Center.

For a subpoena to have legal effect, it must be personally served or mailed, and its receipt confirmed. This measure tracks the percentage of mailed subpoenas that are confirmed by the Christopher G. Money Victim Witness Assistance Center to save law enforcement the time and expense of personally serving subpoenas.

	FY 2019-20	FY 2020-21	FY 2021-22	FY 2022-23	FY 2023-24
Target	97.00%	97.00%	97.00%	97.00%	97.00%
Actual	97.00%	95.25%	95.50%	94.87%	

Notes: The target for FY 22-23 was not met due to invalid mailing addresses submitted to our office and individuals ignoring their subpoena/not communicating with the claims unit and therefore not confirming receipt.

8. Performance Measure: The total annual number of victims that receive direct, coordinated services.

The number of crime victims assisted by the Christopher G. Money Victim Witness Assistance Center.

	FY 2019-20	FY 2020-21	FY 2021-22	FY 2022-23	FY 2023-24
Target	10,000.00	10,000.00	10,000.00	11,000.00	11,500.00
Actual	11,973.00	11,344.00	13,025.00	11,472.00	

Notes: The number of victims served is in line with the number of cases filed and accounts for some cases with multiple victims.



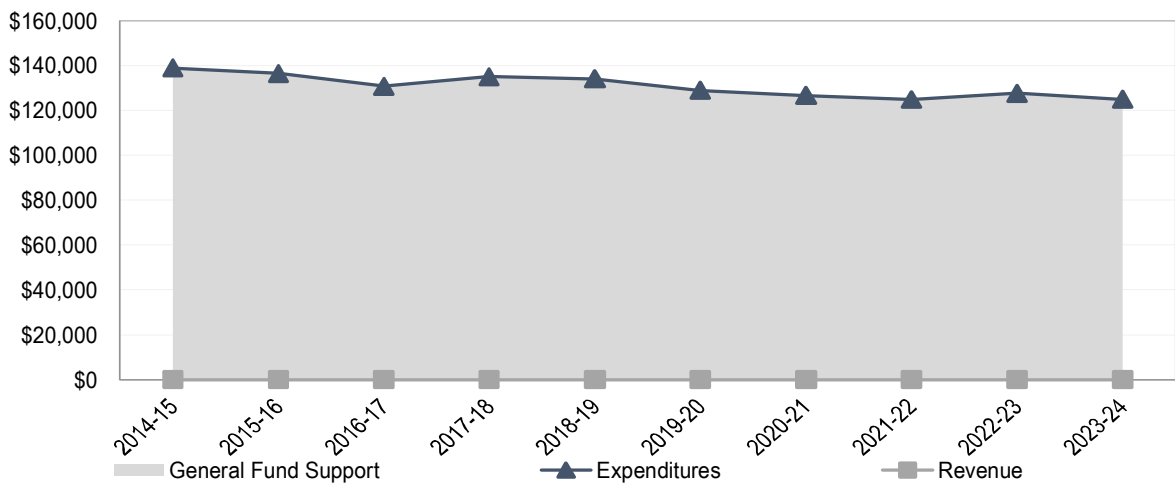
FC 131 — Grand Jury

The Grand Jury is responsible for reviewing public entity operations and management, and if necessary, conducting special investigations of public entities to ensure the efficient functioning of local government.

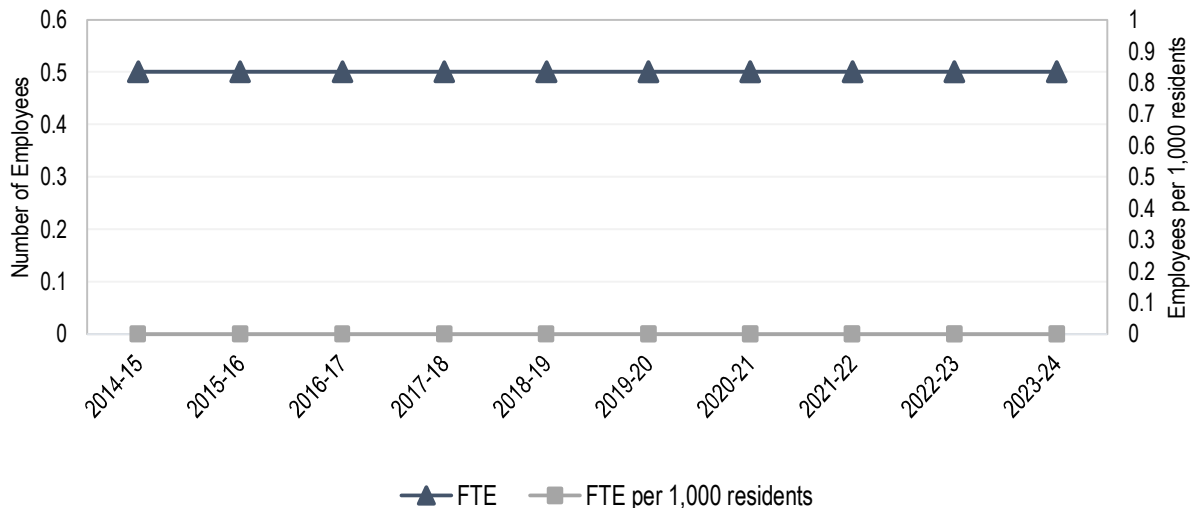
BUDGET AT A GLANCE

	FY 2023-24 Adopted	Change from FY 2022-23 Adopted	% Change
Expenditures	\$124,954	\$(2,607)	(2)%
Revenue	\$0	\$0	0%
General Fund Support	\$124,954	\$(2,607)	(2)%
Staffing Levels	0.50 FTE	0.00 FTE	<1%

Ten Year Budget History



Ten Year Staffing History



MISSION STATEMENT

To objectively examine all aspects of local government and recommend corrective action where appropriate to ensure the County is being governed honestly and efficiently and county monies are being handled judiciously.

SERVICE PROGRAMS

The Grand Jury has a total expenditure level of \$133,348 and a total staffing level of 0.50 FTE to provide the following services:

Committee Investigations

Fulfill the responsibility of reviewing County, city and other public entity operations and management. Certain departments and agencies are selected each year for thorough committee investigation. Interim or final reports, which acknowledge needs, recommend improvements and suggest possible corrective measures, are prepared for submission to the Board of Supervisors.

Total Expenditures: \$120,013
General Fund Support: \$111,619
Total Staffing (FTE): 0.40

Special Investigations

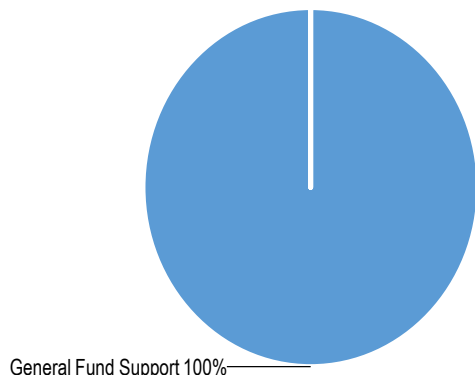
With the approval of the Superior Court, the Grand Jury may order special audits and special investigations of various County, city, and government agency operations.

Total Expenditures: \$13,335
General Fund Support: \$13,335
Total Staffing (FTE): 0.10

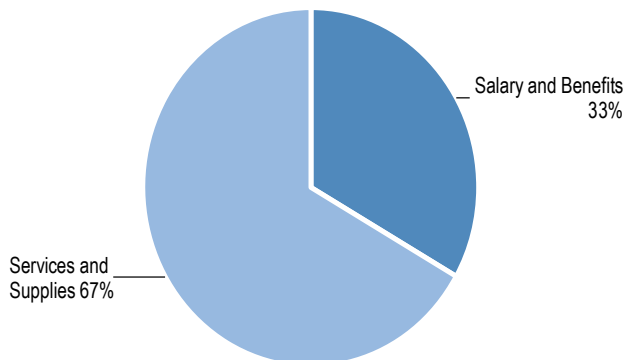
FINANCIAL SUMMARY

	FY 2022-23 Adopted	FY 2022-23 Actual	FY 2023-24 Recommended	FY 2023-24 Adopted	Change from FY 2022-23
Salary and Benefits	\$41,088	\$24,516	\$44,408	\$44,408	\$3,320
Services and Supplies	\$91,473	\$72,108	\$88,939	\$88,939	\$(2,534)
Gross Expenditures	\$132,561	\$96,624	\$133,348	\$133,348	\$787
Less Intrafund Transfers	\$(5,000)	\$(10,721)	\$(8,394)	\$(8,394)	\$(3,394)
Net Expenditures	\$127,561	\$85,903	\$124,954	\$124,954	\$(2,607)
General Fund Support	\$127,561	\$85,903	\$124,954	\$124,954	\$(2,607)

Source of Funds



Use of Funds



COUNTY ADMINISTRATOR’S COMMENTS AND RECOMMENDATIONS

The Superior Court appoints Grand Jury members and oversees the jury’s operation. State law requires that the County fund the Grand Jury function. The County further provides administrative support to the Grand Jury.

The level of General Fund support for this fund center is recommended to decrease by \$2,607 or 2% compared to FY 2022-23 adopted levels primarily due to decreased use of County information technology services by jurors. The Grand Jury does not receive any revenue and is fully funded with General Fund support.

There is a total of \$4,328 included in the budget to be funded with American Rescue Plan Act of 2021 (ARPA) funds for restoration of government services.

The FY 2023-24 recommended Position Allocation List (PAL) includes no net changes in FTE compared to the FY 2022-23 adopted PAL, and the recommended budget for the Grand Jury includes funds that will maintain services at current levels.

BOARD ADOPTED CHANGES

None.

BUDGET AUGMENTATION REQUESTS ADOPTED

None requested.



FC 137 — Health Agency - Animal Services

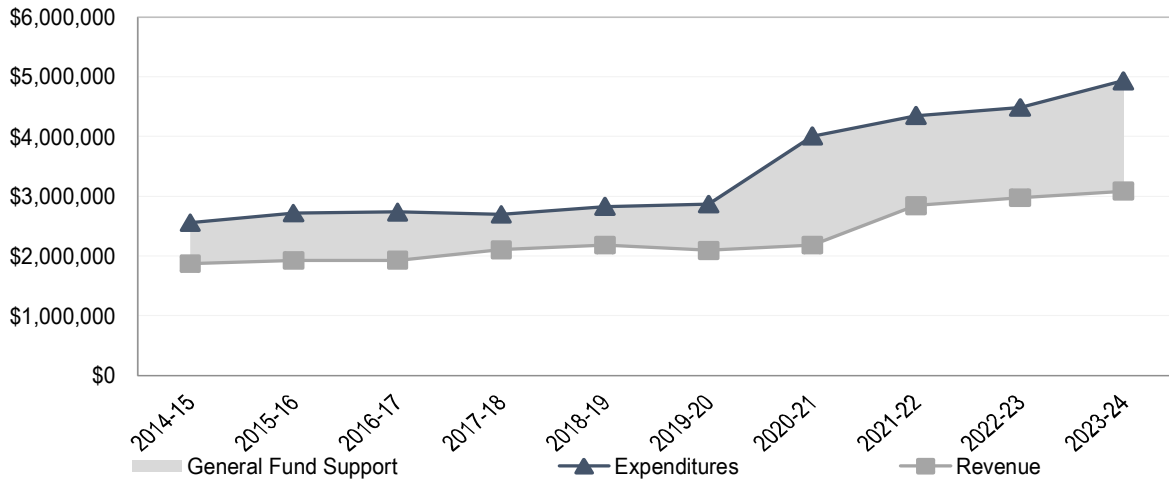
Nick Drews - Health Agency Director

Animal Services provides animal care and control services for the entire county, and operates the County's Animal Shelter.

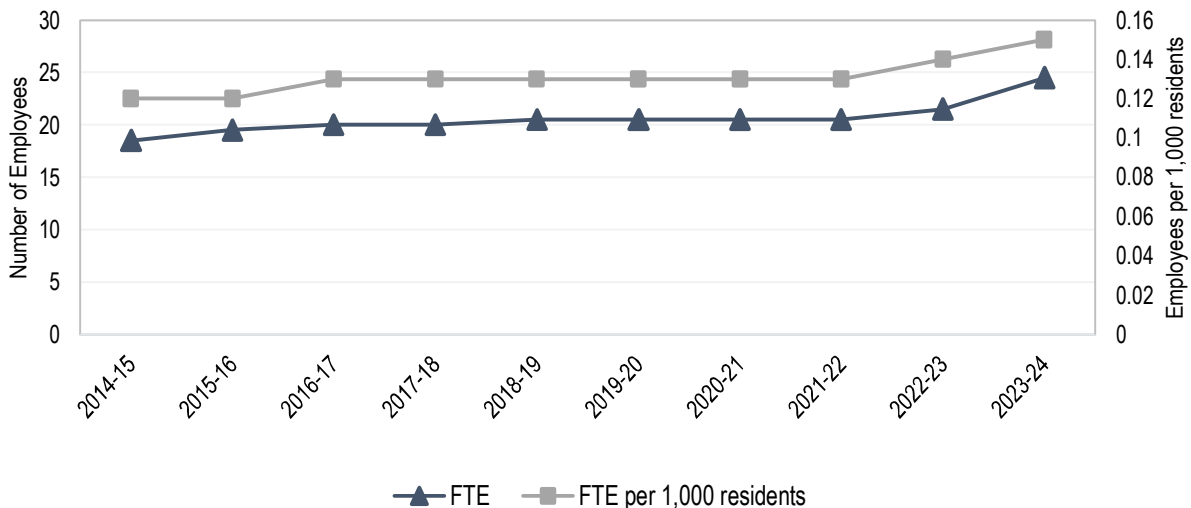
BUDGET AT A GLANCE

	FY 2023-24 Adopted	Change from FY 2022-23 Adopted	% Change
Expenditures	\$4,931,644	\$446,491	10%
Revenue	\$3,087,692	\$110,538	4%
General Fund Support	\$1,843,952	\$335,953	22%
Staffing Levels	24.50 FTE	3.00 FTE	14%

Ten Year Budget History



Ten Year Staffing History



MISSION STATEMENT

The mission of the County of San Luis Obispo Division of Animal Services is to ensure the health, safety, and welfare of domestic animals and the people we serve through public education, enforcement of applicable laws, and the humane care and rehoming of impounded and sheltered animals.

SERVICE PROGRAMS

Animal Services has a total expenditure level of \$4,931,644 and a total staffing level of 24.50 FTE to provide the following services:

Field Services

Secure public safety through the capture and impoundment of aggressive or dangerous animals; respond to and investigate reports of animal cruelty, abuse, and neglect; impound stray animals; investigate public nuisances associated with animal related issues; respond to reports of ill or injured stray animals; process and investigate animal bite reports; quarantine or capture suspected rabid animals; assist other agencies and law enforcement organizations; regulate, inspect, and permit private and commercial animal operations; administer dog licensing and assistance animal identification processes; support and consult with public health and safety preparedness response programs having an animal health nexus; and provide dispatch support to field personnel.

Total Expenditures: \$1,631,802
General Fund Support: \$1,050,662
Total Staffing (FTE): 10.00

Shelter Operations

Receive and intake stray and owner-surrendered animals; process and manage lost and found reports; provide and maintain animal housing and care; provide basic medical and grooming needs for sheltered animals; evaluate and process animals for adoption availability; coordinate alternative placement for sheltered animals; provide humane euthanasia services; house and monitor quarantined animals; conduct rabies testing; provide sanitary disposal of remains for deceased owned and stray animals; and direct, monitor, and coordinate work and activities of ancillary support staff including Honor Farm labor and volunteers.

Total Expenditures: \$3,299,842
General Fund Support: \$793,289
Total Staffing (FTE): 14.50

ACCOMPLISHMENTS AND OBJECTIVES

Following are some of the department's notable accomplishments for FY 2022-23 and some specific objectives for FY 2023-34:

FY 2022-23 Accomplishments

- Maintained a Live Animal Outcome Rate of 94% from January 2022 through December 2022.
- Continued collaboration with Public Works and design/construction team to finalize construction of the new Animal Services shelter.

- Transitioned operations to the new Animal Services shelter with minimal disruption to continuity of public services.

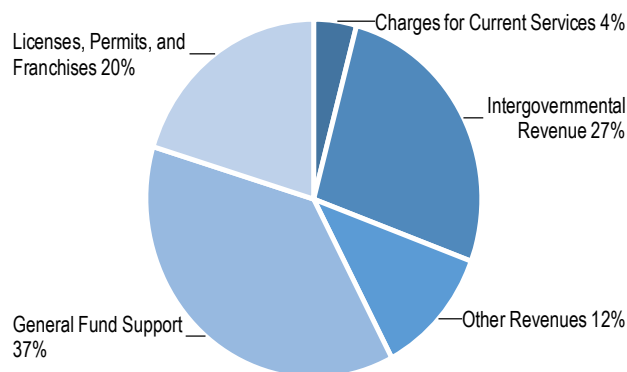
FY 2023-24 Objectives

- Maintain a Live Animal Outcome Rate above 90%.
- Revise and update Title 9 of the County Code to provide more clear and comprehensive ordinances related to animal care, keeping, and management. Collaborate with stakeholder cities to achieve adoption of a consistent code throughout the community.
- Adapt and update operational procedures and programs to conform to resources and needs related to the new Animal Services facility.

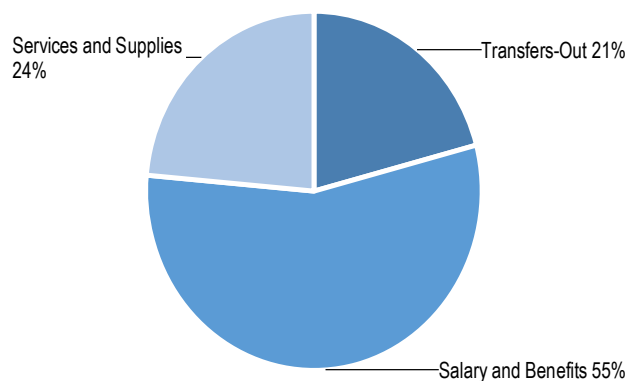
FINANCIAL SUMMARY

	FY 2022-23 Adopted	FY 2022-23 Actual	FY 2023-24 Recommended	FY 2023-24 Adopted	Change from FY 2022-23
Licenses, Permits, and Franchises	\$984,341	\$911,047	\$1,000,505	\$1,000,505	\$16,164
Intergovernmental Revenue	\$1,178,715	\$1,178,715	\$1,308,605	\$1,308,605	\$129,890
Charges for Current Services	\$212,178	\$156,161	\$202,078	\$202,078	\$(10,100)
Other Revenues	\$601,920	\$617,901	\$576,504	\$576,504	\$(25,416)
Total Revenue	\$2,977,154	\$2,863,825	\$3,087,692	\$3,087,692	\$110,538
Salary and Benefits	\$2,323,228	\$1,953,480	\$2,735,952	\$2,735,952	\$412,724
Services and Supplies	\$1,131,125	\$1,504,729	\$1,164,993	\$1,164,993	\$33,868
Transfers-Out	\$1,030,800	\$1,032,665	\$1,030,700	\$1,030,700	\$(100)
Gross Expenditures	\$4,485,153	\$4,490,874	\$4,931,644	\$4,931,644	\$446,491
General Fund Support	\$1,507,999	\$1,627,049	\$1,843,952	\$1,843,952	\$335,953

Source of Funds



Use of Funds



COUNTY ADMINISTRATOR'S COMMENTS AND RECOMMENDATIONS

The level of General Fund support for this fund center is recommended to increase by \$335,953 or 22% compared to FY 2022-23 adopted levels.

Revenues are recommended to increase by \$110,538 or 4% primarily due to a \$14,771 or 2% increase in animal license revenue and a \$129,890 or 11% increase in intergovernmental revenue to reflect current animal control service levels provided to the cities. Expenditures are recommended to increase by \$446,491 or 10% driven primarily by negotiated salary and benefit increases and the recommended Budget Augmentation request to add 3.00 FTE Animal Care Technicians (see below).

The FY 2023-24 recommended Position Allocation List (PAL) for the department includes a net increase of 3.00 FTE compared to the FY 2022-23 adopted PAL due to the recommended Budget Augmentation Request shown below.

FY 2023-24 Recommended PAL Changes:

- Addition of 3.00 FTE Animal Care Technicians to replace labor resources no longer available from the Honor Farm and Alternative Work Program.

BOARD ADOPTED CHANGES

None.

BUDGET AUGMENTATION REQUESTS ADOPTED

Title: Add 3.00 FTE Animal Care Technicians to replace labor resources no longer available from the Honor Farm and Alternative Work Program.	
Expense: \$249,060	Funding Source(s): General Fund: \$249,060 (FY 2023-24) Note: Fees in future years
Intended Results:	
<ol style="list-style-type: none"> 1. Maintain clean and sanitary housing for sheltered animals. 2. Ensure regular and consistent feeding of shelter animals. 3. Maintain supplies and equipment necessary for the humane care and housing of sheltered animals. 4. Provide the public with customer service related to animal surrender, adoption, and euthanasia. 5. Assist other Animal Services personnel in providing necessary health care services to sheltered animals and maintaining records of animal care and management. 	

BUDGET AUGMENTATION REQUESTS NOT ADOPTED

None requested.

GOALS AND PERFORMANCE MEASURES

Department Goal: Promote the health, safety, and welfare of domestic animals and of the general public.					
1. Performance Measure: Average response time to priority service calls (in minutes).					
This measure tracks the average amount of time, in minutes, that has elapsed between a priority service call being dispatched to an Animal Service officer and when they arrive on scene. Priority calls are defined as those involving immediate danger or risk to a person, immediate risk or suffering of an animal, and general urgency calls such as assistance requests from other public safety agencies.					
	FY 2019-20	FY 2020-21	FY 2021-22	FY 2022-23	FY 2023-24
Target	16.00	20.00	19.00	19.00	19.00
Actual	12.50	20.46	21.65	23.52	

Notes: Through FY 2022-23, Animal Services experienced a high vacancy rate for Animal Control Officer positions. This translated to fewer personnel in the field and available to respond to service calls. Consequently, response times were adversely impacted. As of the beginning of FY 2023-24, these positions have been filled and it is anticipated that a commiserate improvement in response rates should be demonstrated.

2. Performance Measure: Kennel operation expenditures per animal kennel day.

This measure tracks the total kennel operation costs divided by the number of animal kennel days (the cumulative number of days sheltered and impounded animals spent in Animal Services kennels) during a given period.

	FY 2019-20	FY 2020-21	FY 2021-22	FY 2022-23	FY 2023-24
Target	21.11	20.37	22.31	48.00	45.00
Actual	30.77	65.36	51.20	39.05	

Notes: All shelter animals are spayed/neutered prior to adoption, and this service is part of Kennel expenditures. Woods Humane Society increased their fees for spay/neuter services effective FY 2020-21. The related increase in kennel operation expenditures is reflected in the day stay cost calculation. Also reflected in the calculation is the increase in salary/benefits due to SLOCEA equity, blanket adjustments, step increases and the related benefit costs. Animal intakes and average number of days stayed are beginning to return to pre-COVID levels, although it is anticipated these shifting patterns of shelter usage by the public should continue into the future.

3. Performance Measure: Live animal outcome rate.

The percentage of animals discharged from Animal Services' shelter alive. The Live Animal Outcome Rate (LAOR) quantifies the proportion of sheltered animals which experience a positive discharge result (such as return to owner, adoption, or rescue) versus those with negative discharge types (e.g. euthanasia, escapes, or died in kennel).

	FY 2019-20	FY 2020-21	FY 2021-22	FY 2022-23	FY 2023-24
Target	93.00%	93.00%	93.00%	93.00%	93.00%
Actual	97.16%	95.80%	93.70%	91.00%	

Notes: The lower than projected Live Animal Outcome Rate (LAOR) for FY 2022-23 results primarily from an increased euthanasia rate for impounded cats over the evaluation period. That shift is attributable to the implementation of policies which focus on the impound of cats with medical or aggressive problems, while allowing healthy, normal cats to remain in the community. Consequently, an increasing proportion of the cats brought into the shelter are euthanized due to health or quality of life concerns.

4. Performance Measure: Percentage of countywide dog population that is licensed.

This measure compares the actual number of licensed dogs in the County of San Luis Obispo to the total dog population as estimated using US Census data and the American Veterinary Medical Association (AVMA) pet ownership calculator (<https://www.avma.org/KB/Resources/Statistics/Pages/US-pet-ownership-calculator.aspx?PF=1>).

	FY 2019-20	FY 2020-21	FY 2021-22	FY 2022-23	FY 2023-24
Target	40.00%	40.00%	40.00%	40.00%	40.00%
Actual	40.32%	42.36%	44.23%	43.96%	

Notes:

5. Performance Measure: Percentage of customer survey respondents who rated their overall contact and exposure to Animal Services as 'satisfactory' or 'excellent.'

Animal Services distributes random quarterly mailings of customer service satisfaction surveys to approximately 300 members of the public having had contact with the division's field services, shelter, or administrative operations. This rating reflects the percentage of respondents scoring their overall experience as being 'satisfactory' or 'excellent'.

	FY 2019-20	FY 2020-21	FY 2021-22	FY 2022-23	FY 2023-24
Target	100.00%	100.00%	100.00%	100.00%	100.00%
Actual	97.00%	76.00%	83.17%	71.13%	

Notes:



FC 139 — Probation

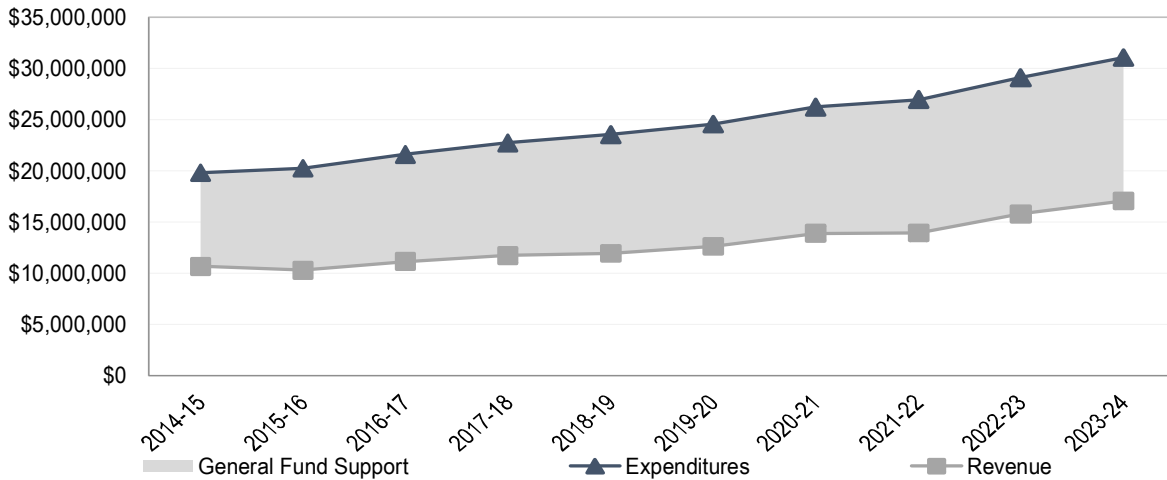
Robert Reyes - Chief Probation Officer

Probation provides community supervision of adult and juvenile offenders and operates the County Juvenile Hall.

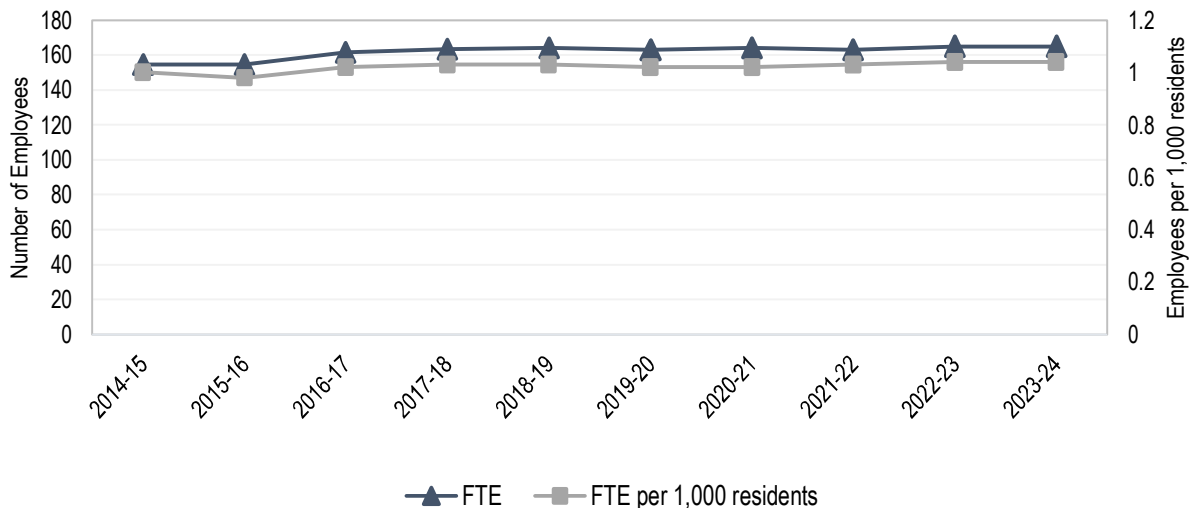
BUDGET AT A GLANCE

	FY 2023-24 Adopted	Change from FY 2022-23 Adopted	% Change
Expenditures	\$31,046,218	\$1,968,258	7%
Revenue	\$17,049,972	\$1,270,709	8%
General Fund Support	\$13,996,246	\$697,549	5%
Staffing Levels	165.00 FTE	0.00 FTE	0%

Ten Year Budget History



Ten Year Staffing History



MISSION STATEMENT

The Probation Department improves community safety across the justice system by using proven practices to hold offenders accountable and facilitate positive change.

SERVICE PROGRAMS

The Probation Department has a total expenditure level of \$31,323,478 and a total staffing level of 165.00 FTE to provide the following services:

Executive Leadership and Administration

Executive Leadership and Administration captures the cost of executive leadership, and administrative operating costs not easily attributed to any program or service. Executive leadership includes the Chief Probation Officer, Assistant Chief Probation Officer, and Department Administrator, who direct and coordinate the functions of the Department and have final responsibility and oversight of Department operations, policy development, personnel, budget, and fiscal matters. In addition to executive leadership the cost for the Executive Leadership and Administration, include the costs of executive administrative support, research and data support, fiscal support, and information technology support . This service program also includes Building costs, lease costs, utilities, and associated expenses for facilities housing multiple programs and services are included within this program.

Total Expenditures: \$2,563,065

General Fund Support: \$2,229,299

Total Staffing (FTE): 9.00

Youth Services

The Probation Department's Youth Services Division is organized to provide a continuum of services for youth at all stages of the juvenile justice system, from school and community-based prevention and intervention to court services through community supervision, detention, treatment, and out-of-home services.

Youth Prevention and Intervention Services

Prevention and Intervention Services include probation officers who review referrals sent to Probation by outside law enforcement agencies on youth believed to be involved in illegal activity. The officers determine if a referral for court involvement is necessary or whether alternative resolutions such as referrals to community services or placing the youth on a voluntary diversionary program will meet the youth and community's needs. An evidence-based assessment tool is utilized to determine the youth's risk for re-offense and assess what services and resources are needed by the youth and family. These officers also serve as members of multi-disciplinary teams with school staff and other system partners to make sure all at-risk youth and families have access to prevention and intervention services. Probation also supports comprehensive prevention services by funding restorative justice programming throughout the county and assigning a probation officer to the Community School through a contract with the County Office of Education.

Youth Probation Court Services

Youth Probation Court Services are state mandated and include probation officers who prepare written reports for the court by conducting investigations into a youth's family, educational background, prior probation/arrest history, impact on victims, and other relevant information. In addition, evidence-based risk assessment tools and court ordered psychological evaluations are

utilized to assess risk and needs to inform recommendations. A Senior Deputy Probation Officer from the unit serves as the court officer in all juvenile justice proceedings to represent Probation's position on cases and assist the juvenile justice court judge. At this stage in the youth's case, individualized plans are developed, a Child and Family Team is identified to support the youth, and initial service referrals are made.

Youth Community Supervision Services

Probation officers provide accountability and opportunity for youth on court ordered supervision using a risk-based supervision model where youth are supported and engaged at a higher level based on their risk of re-offense in the community. Officers utilize case plans, Child and Family Teams, service referrals, graduated sanctions, and incentives to address behavior and work collaboratively to reduce the youth's likelihood of getting into further trouble. In addition, intensive support services such as in-home behavioral health and other comprehensive services are available to youth and families to avoid having to remove the youth from their family homes.

Youth Out of Home Services

The Probation Department supervises youth in various alternate settings when a youth cannot be safely maintained in the community and continued residence in the home of the parent or legal guardian is contrary to the youth's welfare. Foster care services are provided in a home-based setting, with relatives or other approved foster parents, and in a congregate care setting of Short-Term Residential Therapeutic Programs (STRTPs) when a home-based setting is unable to meet the youth's needs. A specialized foster home with a highly trained full-time foster parent and comprehensive services is available for justice-involved foster youth with complex behavioral needs to prevent placement in an STRTP or support youth in transitioning from secure detention. Probation officers also supervise youth participating in the Coastal Valley Academy (CVA) Camp Program and the Seeking Opportunity, Achieving Reentry (SOAR) program established to meet the needs of youth formerly served by the State's Division of Juvenile Justice.

Total Expenditures: \$4,584,501
General Fund Support: \$845,432
Total Staffing (FTE): 22.00

Youth Detention and Commitment Services

The Probation Department operates a secure 35-bed Juvenile Hall facility that houses youth in need of twenty-four detention for their safety and the safety of the community while awaiting the outcome of their case in Juvenile Court. Additionally, the 30-bed Coastal Valley Academy (CVA) camp program provides a residential treatment setting for high risk and high need youth removed from the home of their parent(s) or legal guardian(s). Positive Behavioral Interventions and Supports (PBIS) is used throughout the facility to manage youth behavior by teaching and rewarding appropriate behavior. Additionally, 5 beds have been designated for housing youth ordered to a Secure Youth Treatment Facility (SYTF) in lieu of the State Division of Juvenile Justice to comply with the implementation of juvenile justice realignment.

Youth Detention Services

Youth in detention are supervised around the clock by Juvenile Services Officers and provided with a variety of interventions, services, and supports. Academic services include high school, college, and career and technical education opportunities. Additional services and supports include crisis and mental health interventions, medication management, medical services, social awareness, pro-social activities, and recreational services in collaboration with system and

community-based partners. Youth detention services provide youth with guidance and opportunities to change their behavior to promote a successful transition back into the community and reunification with their families.

Youth Commitment Services

The CVA program assigns Juvenile Services Officers to provide around the clock supervision. Youth receive intensive case management, evidence based cognitive behavioral treatment, family counseling, mental health, substance abuse, and education services. Program length varies based on the individual needs and circumstances of each youth as well as progress in treatment and overall behavior. The camp phase of the program prepares youth to safely return to the community after reducing their risk of future delinquent behavior by improving their reasoning and decision-making skills and providing them with positive pro-social replacement activities.

Secure Youth Treatment Facility (SYTF) Services

The Probation Department developed the Seeking Opportunity, Achieving Re-entry (SOAR) program for SYTF youth to comply with the State's juvenile justice realignment that transferred the responsibility of these youth from the state to the counties. The needs of these youth are addressed with a similar array of services as provided in the CVA camp program. Additionally, individual rehabilitation plans, 6-month court review hearings, and oversight from a Multi-Agency Re-entry Team are utilized to establish and track progress toward goals. The SOAR program goals are to improve youth and public safety outcomes, reduce the number of youth entering the adult criminal system, and reduce the use of confinement through community-based responses and interventions.

Total Expenditures: \$8,864,332

General Fund Support: \$7,737,747

Total Staffing (FTE): 44.00

Adult Services

The Probation Department's Adult Services Division is organized to provide a continuum of services for adults at all stages of the criminal justice system, from pre-trial and court services to community supervision, re-entry, treatment, and specialized enforcement services.

Adult Probation Court Services

Court Services are state mandated and include probation officers who prepare written reports for the court by conducting investigations into an adult's background, education and employment history, prior probation/arrest history, impact on victims, and other relevant information. Additionally, probation officers assess the risk of re-offense by utilizing evidence-based risk assessment tools and identifying needs related to future criminal behavior to inform recommendations.

Adult Probation Pre-Trial, Domestic Violence and Re-entry Services

Pre-Trial Services support judicial officers in making release and detention decisions utilizing an evidence-based risk assessment tool. The Court refers individuals in custody to pre-trial services to complete the assessment, gather information on the individual, and prepare a report regarding suitability to release with community monitoring. In addition, individuals released on pre-trial are monitored to ensure public safety and increase appearances at future court hearings. Monitoring activities include electronic or phone check-ins, face to face meetings, home visits, and electronic monitoring.

Additional probation officers provide re-entry services at the County Jail or community supervision and case management to individuals on probation for domestic violence. Re-entry services assist individuals on probation and post release community supervision who are in custody with discharge planning and ensuring referrals to community-based services are provided before release. Community supervision and case management services are provided to individuals convicted of domestic violence crimes. Collaboration with victim services, local women's shelter programs, and treatment providers is facilitated to ensure victims have needed support services and individuals on probation complete mandated treatment.

Adult Community Supervision Services

Probation officers provide community supervision and case management services to individuals on probation, returning from state prison (Post Release Community Supervision), or released from the County Jail following a local prison commitment (Mandatory supervision). Community supervision includes enforcing court orders, office contacts, home visits, drug and alcohol testing, and electronic monitoring. Community supervision tools include evidence-based risk and needs assessments, case plans, and treatment interventions to address those needs likely to contribute to future criminal behavior. In addition, Probation officers collaborate with County agencies and community-based partners to support rehabilitation needs by connecting individuals to mental health and substance abuse services, sober living residences and/or residential treatment programs, housing, employment support.

Community Intervention and Enforcement Services

The Probation Department assigns senior probation officers to specialized assignments in collaboration with the Sheriff's Office. Three officers are assigned to the Special Operations Unit, where they are responsible for investigation and suppression of the activities related to gang and illegal narcotics activity, including assisting other local law enforcement agencies as needed. An additional officer is assigned to the Community Action Team and is responsible for responding to calls for service that involve individuals experiencing a mental health crisis. This officer's duties include connecting individuals to appropriate mental health and substance abuse treatment services, medical services, housing support, and other community-based resources.

Additionally, canine detection services are provided to the community to ensure public safety. A trained senior probation officer and canine perform search functions to detect illegal narcotics, firearms, and ammunition in support of probation officers conducting community supervision activities and outside law enforcement agencies responding to criminal activity.

Adult Treatment Court and Sex Offender Management Services

Probation officers support collaborative treatment court programs by providing community supervision and case management services. Treatment court programs include Drug Court, Behavioral Health Treatment Court, Alternative Treatment Court Collaborative, Veterans Court, and Mental Health Diversion Court. These programs provide intensive, evidence-based treatment in combination with community supervision, judicial monitoring, and supportive services to reduce recidivism and improve program participant's quality of life. Additionally, a probation officer provides community supervision and case management services to individuals convicted of criminal sex offenses. The probation officer collaborates with a certified sex offender treatment provider and polygraph examiner to monitor progress in treatment and address dynamic behavioral issues to ensure public safety.

Total Expenditures: \$11,242,723
General Fund Support: \$850,255
Total Staffing (FTE): 67.00

Professional Standards and Human Resources

It is the responsibility of the Professional Standards and Human Resources Division to safeguard the integrity and professionalism of the Probation Department. Professional Standards and Human Resources provides recruitment and pre-employment background services, employee services (onboarding, payroll, and leave services), training services, and citizen complaint and personnel investigation services.

Recruitment and Background Investigation Services

Recruitment services support Department employment recruitment by developing recruitment materials, social media outreach, supporting recruitment orientation and testing, and ensuring Probation employees' integrity and professional qualifications. Background investigation services conduct background investigations of volunteers, interns, and potential Probation employees to determine employment suitability. Background investigations include verifying prior employment, vetting potential integrity issues, past job performance, criminal behavior, illegal substance use, and other potential disqualifiers.

Employee Services

Employee services provide support to employees and applicants. Onboarding, payroll changes, and leave processing are coordinated with employees and County Human Resources. Employee services act as the primary contact with departmental applicants, conducts new employee orientation, prepares new hire paperwork, and ensures compliance with Civil Service Commission Rules and other County personnel regulations.

Training Services

Training services is responsible for providing and coordinating training and educational programs to all employees as required by the Board of State and Community Corrections (BSCC) and County. Training services works collaboratively with internal and external subject matter experts to address gaps, develop new programs, and facilitate learning through various delivery methods. In addition, training services measure training effectiveness, track, and report on training outcomes, provide feedback to program participants and management, evaluate and make recommendations on training material and methodology, maintain employee training records, handle logistics for training activities, including venues and equipment, coordinate off-site training activities for employees, and manage and maintain in-house training facilities and equipment.

Personnel Investigation Services

Personnel Investigation services investigate citizen complaints and other alleged misconduct by Probation personnel. Thorough and timely response to alleged misconduct and the completion of these investigations is critical to public trust, integrity, transparency, and protection of employee rights.

Total Expenditures: \$2,338,349
General Fund Support: \$2,034,039
Total Staffing (FTE): 10.00

Victim Support and Revenue Recovery Services

Collection officers provide victim support services by collecting court-ordered restitution from defendants on behalf of victims. Collections officers contact persons legally liable for restitution, make determinations of ability to pay, set terms and methods of payment, investigate changes in financial status, appear in court when necessary, and work cooperatively with other County

departments for the purpose of collections. Additionally, revenue recovery services collect fines for the Superior Court and 3rd party delinquent debt for other County agencies. Delinquent collection activities include referrals to the State of California Franchise Tax Board - Court Ordered Debt and Interagency Intercept Collections programs.

Total Expenditures: \$1,730,508
General Fund Support: \$299,474
Total Staffing (FTE): 13.00

ACCOMPLISHMENTS AND OBJECTIVES

Following are some of the department's notable accomplishments for FY 2022-23 and some specific objectives for FY 2023-24:

FY 2022-23 Accomplishments

- Completed cross unit training for Administrative Services Officers to minimize disruption of supervisory oversight of support operations.
- Implemented pre-trial services, in collaboration with the Superior Court, for justice-involved persons.
- Finalized a contractual agreement to provide specialized foster care for probation youth.
- Developed a canine detection program to reduce illegal firearm and narcotics possession by probation-involved persons.
- Enhanced the Coastal Valley Academy support for youth by adopting a canine facility dog to teach responsibility, teamwork, and caring for something other than themselves and assist youth experiencing trauma.
- Established an intimate partners violence caseload to enhance the delivery of community supervision and effectively collaborate with treatment providers, victims, and community partners.

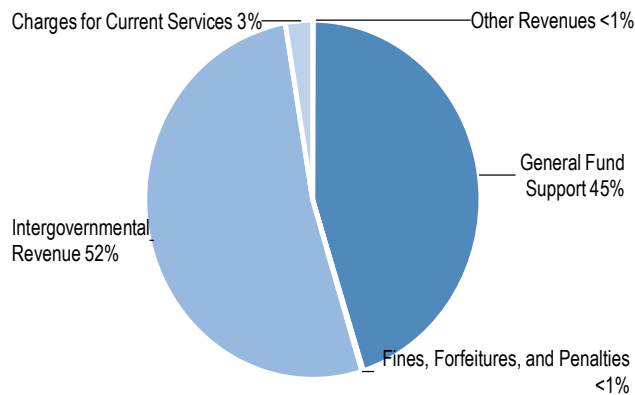
FY 2023-24 Objectives

- Establish a caseload for unhoused probation-involved individuals by dedicating a probation officer to focus on strengthening referral and coordination with existing services and facilitating housing opportunities.
- Enhance vocational and incentivized opportunities for youth in-custody at Juvenile Hall and the Coastal Valley Academy by finalizing an onsite industrial laundry facility where the youth can work in exchange for formal rewards/incentives.
- Enhance vocational and incentivized opportunities for youth in-custody at Juvenile Hall and the Coastal Valley Academy by finalizing an onsite industrial laundry facility where the youth can work in exchange for formal rewards/incentives.
- Enhance effective delivery of community supervision and evidence-based practices by dedicating additional staffing resources to the Core Correctional Practices and Field Training programs for Deputy Probation Officers.
- Complete a comprehensive assessment report of the Department's case management system to inform and provide recommendations on a new case management system.

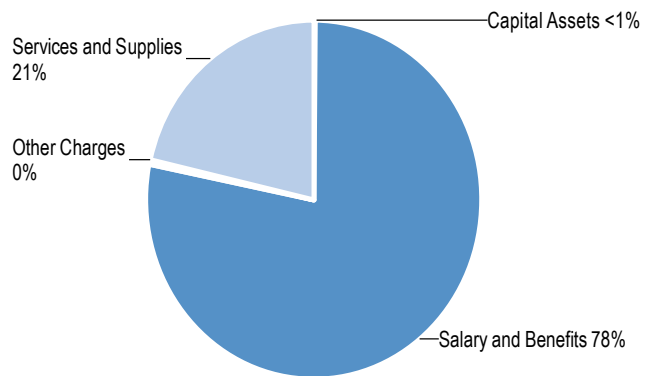
FINANCIAL SUMMARY

	FY 2022-23 Adopted	FY 2022-23 Actual	FY 2023-24 Recommended	FY 2023-24 Adopted	Change from FY 2022-23
Fines, Forfeitures, and Penalties	\$107,890	\$64,880	\$52,450	\$52,450	\$(55,440)
Intergovernmental Revenue	\$14,976,601	\$15,071,388	\$16,162,726	\$16,162,726	\$1,186,125
Charges for Current Services	\$684,522	\$858,516	\$824,526	\$824,526	\$140,004
Other Revenues	\$10,250	\$2,413	\$10,270	\$10,270	\$20
Total Revenue	\$15,779,263	\$15,997,197	\$17,049,972	\$17,049,972	\$1,270,709
Salary and Benefits	\$22,298,712	\$21,414,426	\$24,446,504	\$24,446,504	\$2,147,792
Services and Supplies	\$6,880,182	\$6,186,901	\$6,716,994	\$6,716,994	\$(163,188)
Other Charges	\$161,149	\$484,932	\$119,000	\$119,000	\$(42,149)
Capital Assets	\$0	\$18,001	\$40,980	\$40,980	\$40,980
Gross Expenditures	\$29,340,043	\$28,104,259	\$31,323,478	\$31,323,478	\$1,983,435
Less Intrafund Transfers	\$(262,083)	\$(265,393)	\$(277,260)	\$(277,260)	\$(15,177)
Net Expenditures	\$29,077,960	\$27,838,866	\$31,046,218	\$31,046,218	\$1,968,258
General Fund Support	\$13,298,697	\$11,841,669	\$13,996,246	\$13,996,246	\$697,549

Source of Funds



Use of Funds



COUNTY ADMINISTRATOR'S COMMENTS AND RECOMMENDATIONS

The level of General Fund support for this fund center is recommended to increase by \$697,549 or 5% compared to FY 2022-23 adopted levels.

Revenues are recommended to increase by \$1.3 million or 8% compared to FY 2022-23 adopted levels. Revenues are increasing primarily due to a projected new backfill revenue from AB 1869 and AB 177 and increase in Community Correction Performance Incentive Funds (SB 678). Expenditures are recommended to increase by \$2.0 million or 7% compared to FY 2022-23 adopted levels. Salary and benefits are increasing by \$2.1 million or 10% due to negotiated salary and benefits increases. Services and supplies are decreasing by \$163,188 or 2%.

There is a total of \$124,596 included in the budget to be funded with American Rescue Plan Act (ARPA) funds for the restoration of governmental services.

The FY 2023-24 recommended Position Allocation List (PAL) is the same as compared to the FY 2022-23 adopted PAL with changes as listed below.

FY 2022-23 Mid-Year PAL Changes:

On December 6, 2022, the Board approved the following changes to the department’s PAL:

- Extension of 1.00 Limited Term FTE Deputy Probation Officer I/II to support a Mental Health Diversion Court (MHDC) program.

FY 2023-24 Recommended PAL Changes:

- Deletion of 3.00 FTE Administrative Assistant III
- Deletion of 2.00 FTE Deputy Probation Officer II
- Deletion of 1.00 FTE Administrative Assistant III
- Addition of 3.00 FTE Probation Assistant
- Addition of 2.00 FTE Deputy Probation Officer III
- Addition of 1.00 FTE Supervising Legal Clerk

BOARD ADOPTED CHANGES

None.

BUDGET AUGMENTATION REQUESTS ADOPTED

Title: Request to add 3.00 FTE Probation Assistant and delete 3.00 FTE vacant Administrative Assistant III positions.	
Expense: \$26,093	Funding Source(s): SB 129 - Pre-Trial funding Juvenile Probation Camp Funds Community Corrections Performance Incentive Funds
Intended Results:	
<ol style="list-style-type: none"> 1. Increase community-based contacts by Deputy Probation Officers assigned to the Pretrial Services Program by 20% by using a Probation Assistant to assist with pretrial reports and other pretrial activities. This will improve overall community safety activities in the Pretrial Services Program. 2. Conduct at least four (4) family engagement activities, one per quarter, with participants in the Coastal Valley Academy (CVA) by using a Probation Assistant to plan, coordinate and facilitate these events. This will improve services to youth and families in the CVA program. 3. Increase Probation Department participation at career fairs and other recruitment activities/events by 40% by using a Probation Assistant to help track, plan, coordinate, and attend these events in addition to day-to-day facilitation of the Department’s social media presence. 	

Title: Request to add 2.00 FTE Deputy Probation Officer III positions and delete 2.00 FTE vacant Deputy Probation Officer II positions.	
Expense: \$21,022	Funding Source(s): Community Corrections Performance Incentive Funds & Post Release Community Supervision Mitigation Funds. Both sources are State revenues.
Intended Results: 1. Ensure at least 65% of new DPOs complete the Continuous Quality Improvement (CQI) component of the DPO Orientation Program within the first twelve (12) months of employment by adding a DPO III to support CQI activities and the Field Training Officer Program. This will enhance existing training services and support the Department's ongoing implementation of Evidence Based Practices. 2. Complete Pre-Release Video Conference meetings with at least 50% of Post Release Community Supervision (PRCS) offenders prior to their release from the California Department of Corrections and Rehabilitation by adding a DPO III to the PRCS who will be responsible for oversight of this and other essential duties such as extraditions. This will support the Department's ongoing implementation of Proposition 57 requirements and enhance community safety by improving transition planning for offenders being released from prison to San Luis Obispo County.	
Title: Request to add 1.00 FTE Supervising Legal Clerk and delete 1.00 FTE vacant Administrative Assistant III position.	
Expense: \$20,798	Funding Source(s): Community Corrections Performance Incentive Funds Juvenile Probation Activities Funds.
Intended Results: 1. Cross train all Legal Clerks in at least one different specialized assignment through the support and oversight of one Supervising Legal Clerk, thereby creating efficiencies and redundancy in the event of absence or vacancy in the Legal Clerk classification.	

BUDGET AUGMENTATION REQUESTS NOT ADOPTED

None requested.

GOALS AND PERFORMANCE MEASURES

Department Goal: Support crime victims by collecting court-ordered restitution from offenders.					
1. Performance Measure: Restitution dollars collected and disbursed per fiscal year.					
This measure is the amount of victim restitution collected and disbursed each year.					
	FY 2019-20	FY 2020-21	FY 2021-22	FY 2022-23	FY 2023-24
Target	0.00	0.00	0.00	761,062.00	761,062.00
Actual	0.00	0.00	0.00	807,684.13	
Notes: No Additional notes.					

Department Goal: Promote behavior change among adult offenders while under community supervision to reduce criminality and enhance community safety.					
2. Performance Measure: Recidivism rate among Adult Formal Probationers.					
The recidivism rate is a percentage that is calculated among probation cases that closed for any reason. The number of probationers who were convicted of a new law violation during his/her period of supervision is divided by the total number of adult formal probation cases that closed during the fiscal year period.					
	FY 2019-20	FY 2020-21	FY 2021-22	FY 2022-23	FY 2023-24
Target	45.00%	45.00%	45.00%	45.00%	45.00%
Actual	37.30%	32.60%	30.71%	29.70%	
Notes: No Additional notes.					

3. Performance Measure: Recidivism rate among Adult Post Release Community Supervision (PRCS) Offenders.

The recidivism rate is a percentage that is calculated among Post-Release Community Supervision (PRCS) cases that closed for any reason. The number of PRCS offenders who were convicted of a new law violation during his/her period of supervision is divided by the total number of PRCS cases that closed during the fiscal year period. This is a distinct and different population; those released from prison onto community supervision, compared to those persons who granted adult formal probation.

	FY 2019-20	FY 2020-21	FY 2021-22	FY 2022-23	FY 2023-24
Target	40.00%	45.00%	45.00%	45.00%	45.00%
Actual	38.90%	28.30%	30.91%	32.20%	

Notes: No Additional notes.

Department Goal: Reduce the number of juvenile referrals to Probation through the use of community-based prevention services.

4. Performance Measure: Percentage of Juvenile Referrals diverted from Juvenile Justice Court involvement by the Probation Department.

This measure is a percentage that is calculated by dividing the number of juvenile referrals for new law violations received by the Probation Department that are either counseled and closed, closed after referral to a community-based intervention or placed on community diversion through the Probation Department, by the total number of these referrals.

	FY 2019-20	FY 2020-21	FY 2021-22	FY 2022-23	FY 2023-24
Target	0.00%	0.00%	0.00%	40.00%	40.00%
Actual	0.00%	0.00%	0.00%	54.60%	

Notes: No Additional notes.

Department Goal: Promote behavior change among juvenile offenders while under community supervision to reduce criminality and enhance community safety.

5. Performance Measure: Recidivism Rate among Juvenile Probationers.

The number of juvenile probationers whose court-ordered probation cases were closed during the fiscal year that had a new delinquency petition sustained in juvenile court or an adult criminal conviction during his or her period of supervision.

	FY 2019-20	FY 2020-21	FY 2021-22	FY 2022-23	FY 2023-24
Target	30.00%	30.00%	30.00%	30.00%	30.00%
Actual	29.30%	14.50%	19.60%	13.60%	

Notes: No Additional notes.

Department Goal: Promote behavior change among juvenile offenders participating in the Coastal Valley Academy Program to reduce criminality and enhance community safety.

6. Performance Measure: The number of treatment dosage hours received by Coastal Valley Academy Program participants during the in-custody phase of the program.

Treatment dosage hours for Coastal Valley Academy participants is calculated among youth who successfully completed the in-custody portion of the program during the fiscal year. The total number of hours completed in treatment programming by youth who successfully exited the in-custody portion of the program is divided by the total number of those same youth. The measure is reported as an average.

	FY 2019-20	FY 2020-21	FY 2021-22	FY 2022-23	FY 2023-24
Target	0.00	0.00	0.00	0.00	75.00
Actual	0.00	0.00	0.00	86.60	

Notes: No Additional notes.



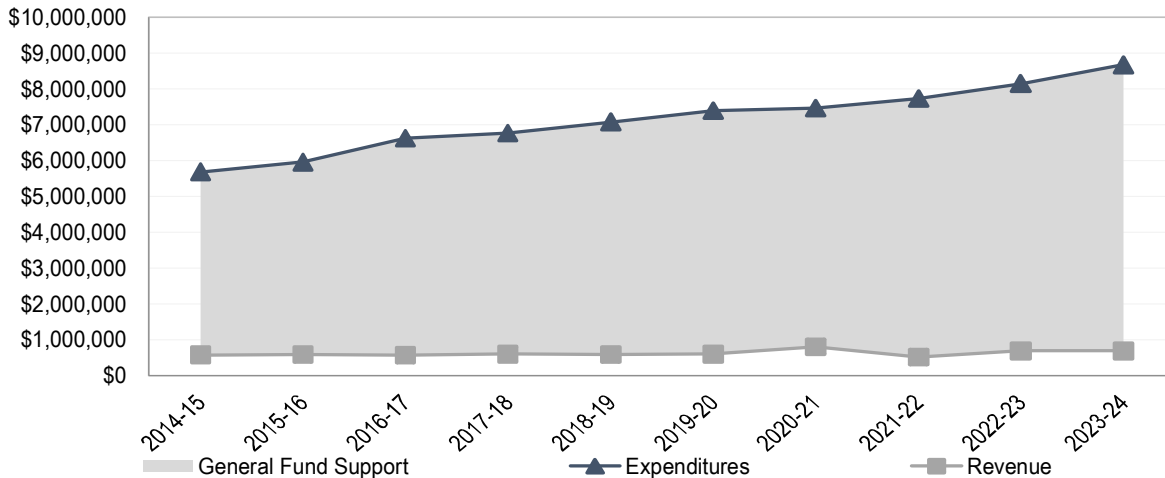
FC 135 — Public Defender

Public Defender provides for the legal defense of criminal defendants that cannot afford an attorney. Services are provided under contracts with private attorneys.

BUDGET AT A GLANCE

	FY 2023-24 Adopted	Change from FY 2022-23 Adopted	% Change
Expenditures	\$8,665,117	\$521,885	6%
Revenue	\$690,302	\$2,309	0%
General Fund Support	\$7,974,815	\$519,576	7%
Staffing Levels	0.00 FTE	0.00 FTE	0%

Ten Year Budget History



PURPOSE STATEMENT

To provide cost-effective mandated legal defense services to defendants unable to afford private attorneys. The County Public Defender is funded primarily by the General Fund supplemented by State reimbursements. The County Administrative Office manages the budget and contracts associated with this fund center. The contracted attorneys govern their own operations in accordance with the contracts.

SERVICE PROGRAMS

The Public Defender has a total expenditure level of \$8,665,117 to provide the following services. No County staff are allocated to this budget.

Primary Public Defender

Public defender services contracted with a private attorney/firm. The Primary Public Defender handles approximately 93% of all cases assigned to the County Public Defender.

Total Expenditures: \$5,771,638
General Fund Support: \$5,471,235

Conflict Public Defender

Public defender services contracted with a private attorney/firm provided in the event the Primary Public Defender has a conflict of interest (also referred to as the first level conflict indigent legal defense).

Total Expenditures: \$925,561
General Fund Support: \$892,736

Conflict-Conflict Public Defender

Public defender services contracted with a private attorney/firm provided in the event the Primary Public Defender and Conflict Public Defender have a conflict of interest (also referred to as the second level conflict indigent legal defense).

Total Expenditures: \$412,146
General Fund Support: \$397,530

Conflict-Conflict-Conflict Public Defense

Public defender services provided in the event the Primary Public Defender, Conflict Public Defender, and Conflict-Conflict Public Defender have a conflict of interest (also referred to as the third level conflict indigent legal defense). This is not a service governed by a contract but rather through non-contracted court-appointed attorneys.

Total Expenditures: \$1,018,347
General Fund Support: \$982,232

State Institutional Legal Defense

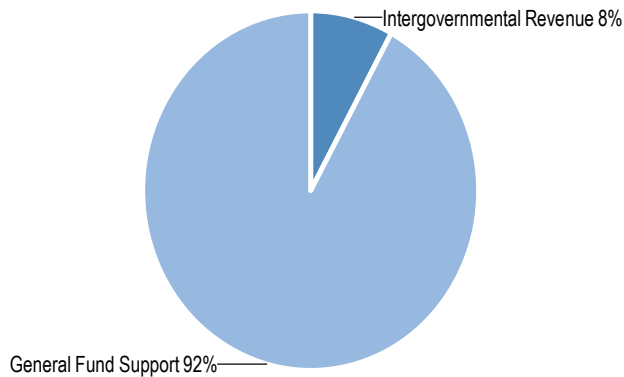
Provides for contracted and court-appointed attorneys to defend institutionalized indigents in criminal matters which occur at the Atascadero State Hospital (ASH) and California Men's Colony (CMC).

Total Expenditures: \$537,425
General Fund Support: \$231,082

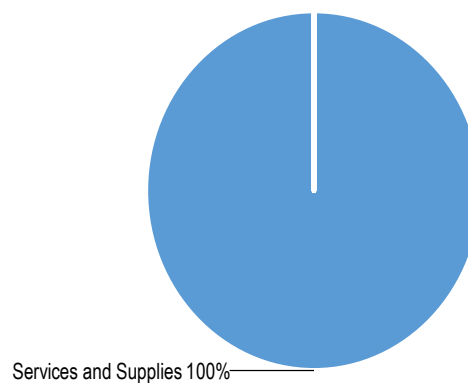
FINANCIAL SUMMARY

	FY 2022-23 Adopted	FY 2022-23 Actual	FY 2023-24 Recommended	FY 2023-24 Adopted	Change from FY 2022-23
Intergovernmental Revenue	\$518,245	\$794,353	\$690,302	\$690,302	\$172,057
Charges for Current Services	\$169,748	\$0	\$0	\$0	\$(169,748)
Total Revenue	\$687,993	\$794,353	\$690,302	\$690,302	\$2,309
Services and Supplies	\$8,143,232	\$8,117,285	\$8,665,117	\$8,665,117	\$521,885
Gross Expenditures	\$8,143,232	\$8,117,285	\$8,665,117	\$8,665,117	\$521,885
General Fund Support	\$7,455,239	\$7,322,932	\$7,974,815	\$7,974,815	\$519,576

Source of Funds



Use of Funds



COUNTY ADMINISTRATOR’S COMMENTS AND RECOMMENDATIONS

The level of General Fund support for this fund center is recommended to increase by \$519,576 or 7% compared to FY 2022-23 adopted levels. Annual payments to the County’s four contract Public Defender firms, totaling \$7.1 million in FY 2023-24, represent the bulk of expenditures in this budget and are set by contract.

Revenues are recommended to increase by \$2,309 or less than 1% primarily due to a projected decrease in State aid based on current actuals.

Expenditures are recommended to increase by \$521,885 or 6% compared to FY 2022-23 adopted levels primarily due to a contracted Consumer Price Index (CPI) inflator increase of 4.9% on each of the County’s four contracts with the law firms that provide public defender services. Contracted CPI and other increases to contracted expenses increases expenditure levels by \$323,035. Total non-contracted attorney expenses are increasing by \$219,373. General administrative expenses (support, insurance, etc.) are decreasing by \$20,524.

This fund center does not have a Position Allocation List (PAL), and the recommended budget for the Public Defender includes funds that will maintain services at current levels.

BOARD ADOPTED CHANGES

None.

BUDGET AUGMENTATION REQUESTS ADOPTED

None requested.

GOALS AND PERFORMANCE MEASURES

Department Goal: To provide cost effective Public Defender services.					
1. Performance Measure: Annual number of cases reversed based on the allegation of inadequate defense.					
Counties are mandated to provide public defender services for people who are unable to afford a private attorney. The number of cases that are overturned based upon an inadequate defense measures the effectiveness of public defender services in terms of them meeting the constitutional right to an adequate defense.					
	FY 2019-20	FY 2020-21	FY 2021-22	FY 2022-23	FY 2023-24
Target	0.00	0.00	0.00	0.00	0.00
Actual	0.00	0.00	0.00	0.00	
Notes: No Additional notes.					
2. Performance Measure: Per capita costs for public defender services.					
This measure shows the per capita gross costs to provide public defender services, based on budgeted amounts.					
	FY 2019-20	FY 2020-21	FY 2021-22	FY 2022-23	FY 2023-24
Target	26.27	26.99	26.62	28.80	30.09
Actual	26.21	26.41	27.29	28.88	
Notes: No Additional notes.					



FC 130 — Public Works - Waste Management

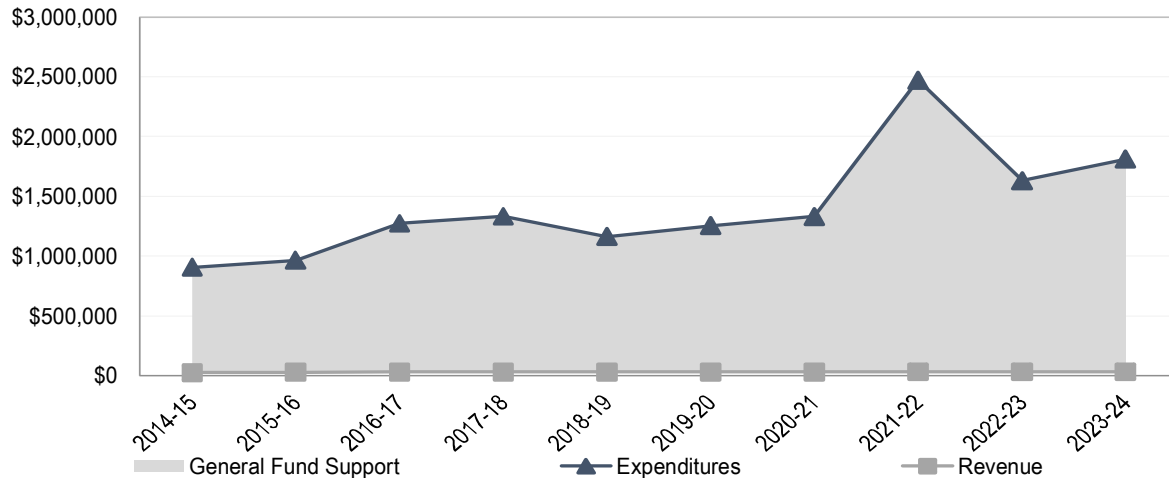
John Diodati - Public Works Director

Waste Management provides services for mandated programs related to stormwater, landfill, and solid waste management.

BUDGET AT A GLANCE

	FY 2023-24 Adopted	Change from FY 2022-23 Adopted	% Change
Expenditures	\$1,810,251	\$178,307	11%
Revenue	\$32,000	\$0	0%
General Fund Support	\$1,778,251	\$178,307	11%
Staffing Levels	0.00 FTE	0.00 FTE	0%

Ten Year Budget History



MISSION STATEMENT

Provide post-closure monitoring and maintenance of the Los Osos Landfill; administration of County's National Pollutant Discharge Elimination System (NPDES)-General Permit Municipal Separate Storm Sewer System (MS4) programs; and solid waste coordination with waste haulers including rate review and setting in the unincorporated areas of the County.

SERVICE PROGRAMS

Waste Management has a total expenditure level of \$1,810,251 to provide the following services:

Landfill Management

Supervise and perform maintenance at the closed Los Osos Landfill in a fiscally and environmentally sound manner to ensure compliance with Federal, State and local regulations. Monitor and report environmental impact results, inspect and maintain the gas control system, inspect and maintain the landfill cap and drainage system, operate and maintain the groundwater

extraction and treatment system under various Central Coast Regional Water Quality Control Board orders, and implement additional corrective actions as currently planned and needed in the future.

Total Expenditures: \$1,090,560
General Fund Support: \$1,058,560
Total Staffing (FTE): *

Solid Waste Coordination

Solid waste coordination protects the health and safety of the communities by the administration of the franchise agreements between the County and private solid waste collection companies. Franchise administration includes evaluating performance measures related to the timely and cost-efficient collection of solid waste, reviewing rate applications and recommending rate adjustments to the Board of Supervisors that are consistent with the County's rate setting policies, and fielding inquiries and complaints from the public regarding franchisees. Implement cleanups to remove litter and trash and maintain compliance with surface water quality objectives throughout the County, including beneficial use designations and stormwater pollution prevention requirements.

Total Expenditures: \$131,382
General Fund Support: \$131,382
Total Staffing (FTE): *

National Pollutant Discharge Elimination System (NPDES); Stormwater Management

The Stormwater Management Program is mandated by the Federal Clean Water Act and the California Water Code and is enforced locally by the Central Coast Regional Water Quality Control Board. The County's Phase II Municipal Stormwater permit requires the County to implement Best Management Practices to address: 1) Public Education and Outreach; 2) Public Participation and Involvement; 3) Illicit Discharge Detection and Elimination; 4) Construction Site Runoff Control; 5) Post-Construction Stormwater Management; and 6) Pollution Prevention/Good Housekeeping for Municipal Operations. The Stormwater Program is implemented jointly by staff in the Department of Public Works, Central Services Department, Department of Planning and Building, Department of Parks and Recreation, and the Health Agency.

The County's program develops and implements programs and best management practices to reduce pollutants in stormwater and ensure compliance with Federal and State regulations. The County's stormwater coordinator provides guidance and compliance support to participating departments, partner agencies, and the public.

Total Expenditures: \$588,309
General Fund Support: \$588,309
Total Staffing (FTE): *

*Staffing is reflected in Fund Center 405 – Public Works

ACCOMPLISHMENTS AND OBJECTIVES

Following are some of the department's notable accomplishments for FY 2022-23 and some specific objectives for FY 2023-24.

FY 2022-23 Accomplishments

- Participated in a working group with local agencies to develop guidelines to be incorporated into an updated rate setting process for franchise solid waste haulers.
- Upgraded the Closed Los Osos Landfill groundwater extraction and treatment system (GETS) with an ion exchange unit to address trace metal constituents.
- Performed semi-annual monitoring in groundwater and surface water locations for volatile organic compound (VOC), metals, and per- and polyfluoroalkyl substances (PFAS) for the Closed Los Osos Landfill.
- Provided reports per the required actions for an updated cleanup and abatement order (CAO) on the Closed Los Osos Landfill including water well survey report, contingency discharge options analysis report, and progress reports on system startup.
- Continued operation, maintenance and monitoring of Closed Los Osos Landfill including the gas extraction system and site maintenance in compliance with regulatory reporting, maintenance, and monitoring requirements from the Regional Water Quality Control Board, CalRecycle, and Air Pollution Control District.
- Expanded the scope of the Central Coast Clean anti-littering campaign to include additional agency partners. Outreach messaging was expanded to focus on pet waste and tobacco waste, two common stormwater pollutants.
- Completed a user survey for the Low Impact Development Handbook Update and initiated development of the updated preliminary draft.
- Continued progress towards enrolling the County's marinas in the State Industrial Stormwater Permit. Initiated an evaluation of permit enrollment options for the Paso Pit mine site.
- Re-launched the County's K-12 stormwater education and outreach program following a competitive request for quotations. This re-launched effort will increase public awareness of the County's stormwater program.

FY 2023-24 Objectives

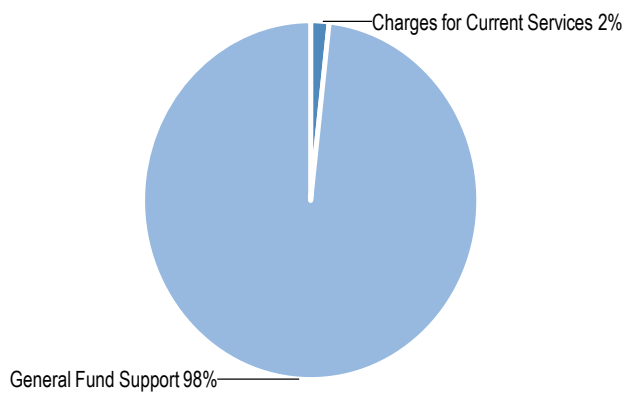
- Continued operation, maintenance, and monitoring (OM&M) of the Closed Los Osos Landfill including landfill gas extraction and treatment system, groundwater extraction and treatment system, and site maintenance in compliance with regulatory reporting, maintenance, and monitoring requirements from the Regional Water Quality Control Board, CalRecycle, and Air Pollution Control District.
- Administer the franchise agreements with six solid waste hauler companies to provide curbside collection to residents and commercial accounts within the unincorporated areas of the County, including rate adjustment application review and processing, agreement negotiations and amendments, and conducting performance review.
- Update existing geospatial information system (GIS) database of the County's stormwater drainage and conveyance systems. Improved mapping of the drainage system supports compliance with Municipal Stormwater Permit requirements and will improve the County's ability to comply with future permit mandates.
- Complete updates to the Low Impact Development Handbook. Upon completion, provide public education, outreach, and training on updated forms and processes.
- Continue progress towards enrolling County industrial facilities in the State's Industrial Stormwater Permit.

- Expand public education and outreach focused on statewide industrial stormwater permit requirements and newly updated construction stormwater permit requirements.

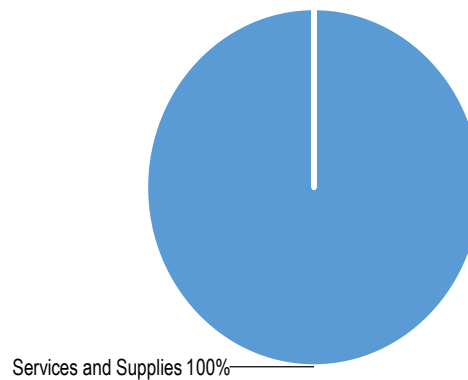
FINANCIAL SUMMARY

	FY 2022-23 Adopted	FY 2022-23 Actual	FY 2023-24 Recommended	FY 2023-24 Adopted	Change from FY 2022-23
Charges for Current Services	\$32,000	\$41,050	\$32,000	\$32,000	\$0
Other Revenues	\$0	\$45	\$0	\$0	\$0
Total Revenue	\$32,000	\$41,095	\$32,000	\$32,000	\$0
Services and Supplies	\$1,631,944	\$1,415,214	\$1,810,251	\$1,810,251	\$178,307
Other Charges	\$0	\$549,462	\$0	\$0	\$0
Gross Expenditures	\$1,631,944	\$1,964,676	\$1,810,251	\$1,810,251	\$178,307
General Fund Support	\$1,599,944	\$1,923,581	\$1,778,251	\$1,778,251	\$178,307

Source of Funds



Use of Funds



COUNTY ADMINISTRATOR'S COMMENTS AND RECOMMENDATIONS

This fund center functions under the umbrella of the Public Works Internal Service Fund (ISF). All staffing and equipment needed to carry out the programs in this fund center are provided by the ISF and charged back to this fund center as services are performed. Labor costs from the ISF are accounted for in services and supplies and not salaries and benefits, as in other fund centers.

The level of General Fund support for this fund center is recommended to increase by \$178,307 or 11% compared to FY 2022-23 adopted levels. Revenues are recommended to remain the same as FY 2022-23 adopted levels. Expenditures are recommended to increase by \$178,307 or 11% compared to FY 2022-23 adopted levels, primarily due to expenses associated with new regulations from the Regional Water Quality Control Board and increased costs associated with the operations and maintenance of the Los Osos Landfill Ion Exchange machine, which was approved as a project on June 7th, 2022, and so was not included in the FY 2022-23 adopted budget.

There is approximately \$54,258 included in the recommended budget to be funded with ARPA funds for restoration of government services based on the January 11, 2022, Board item approving the allocations. The recommended budget includes a total reduction of \$54,997 for community cleanup activities due to the anticipated budget gap. These reductions are anticipated to have minimal impact on service levels.

This fund center does not have a Position Allocation List.

BOARD ADOPTED CHANGES

None.

BUDGET AUGMENTATION REQUESTS ADOPTED

None requested.

GOALS AND PERFORMANCE MEASURES

Department Goal: Administer, operate, and maintain the landfill gas system, groundwater extraction treatment system, site maintenance and monitoring at the Closed Los Osos Landfill to preserve environmental resources, protect public health and safety, and meet regulatory compliance in an efficient and sustainable manner.					
1. Performance Measure: Percentage of days per year that the landfill systems meet required air and water quality standards.					
This measures the combined percentage of days during the year that landfill gas system meets State and Federal air quality standards and the groundwater extraction treatment system meets State and Federal water quality standards.					
	FY 2019-20	FY 2020-21	FY 2021-22	FY 2022-23	FY 2023-24
Target	0.00%	0.00%	0.00%	0.00%	100.00%
Actual	0.00%	0.00%	0.00%	0.00%	
Notes: This is a new performance measure for FY 2023-24.					



FC 136 — Sheriff-Coroner

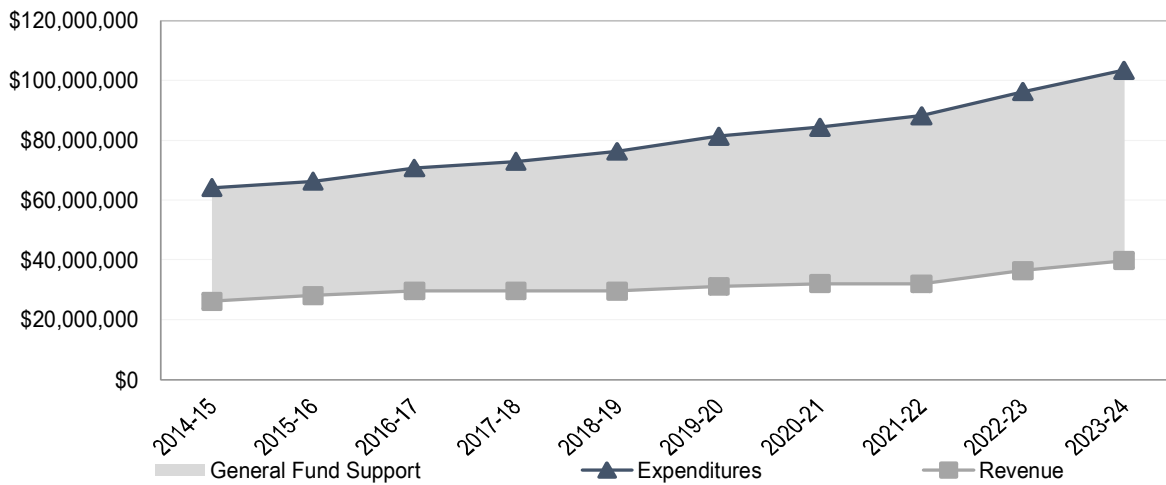
Ian Parkinson - Sheriff-Coroner

The Sheriff's Office provides law enforcement services for the unincorporated area of the county and correctional services for the entire county through operation of the County Jail. The office is headed by an elected Sheriff-Coroner.

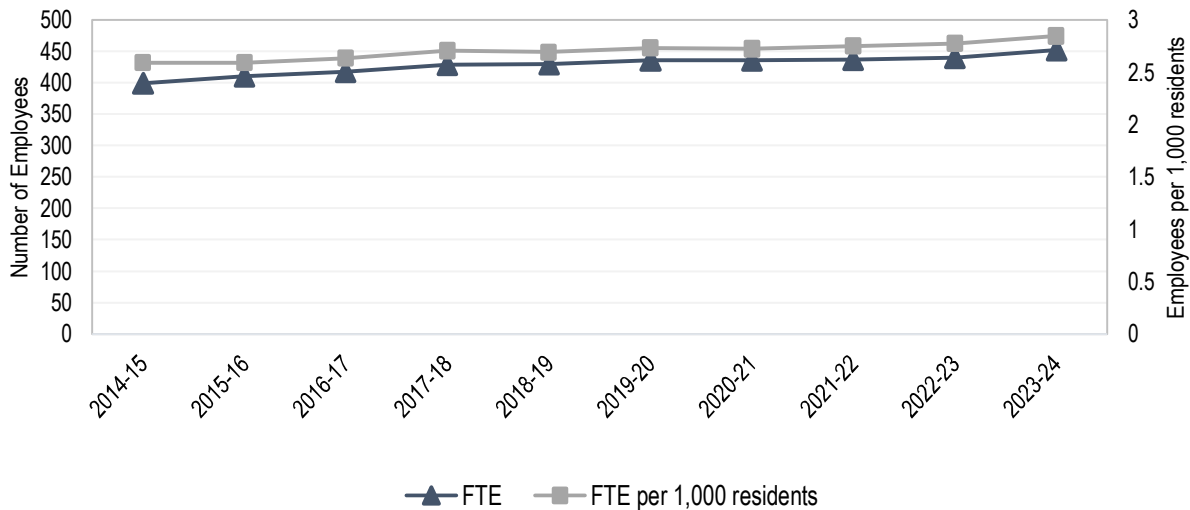
BUDGET AT A GLANCE

	FY 2023-24 Adopted	Change from FY 2022-23 Adopted	% Change
Expenditures	\$103,408,305	\$7,173,220	7%
Revenue	\$39,805,655	\$3,378,374	9%
General Fund Support	\$63,602,650	\$3,794,846	6%
Staffing Levels	451.50 FTE	12.00 FTE	3%

Ten Year Budget History



Ten Year Staffing History



MISSION STATEMENT

The mission of the County of San Luis Obispo Sheriff's Office is to protect all life and property and to provide service, security, and safety to our community.

SERVICE PROGRAMS

The Sheriff-Coroner has a total expenditure level of \$105,005,282 and a total staffing level of 451.50 FTE to provide the following services.

Administration

Administration provides executive management, which develops policies and directs, coordinates, and controls the functions of the Sheriff's Office. The Administration Division includes fiscal services, which includes accounting, preparation of the annual budget, quarterly reporting, and monthly fiscal monitoring. It also includes automation services, which maintains the Sheriff's Office information systems, and provides automation support and statistical information to all divisions within the Sheriff's Office.

Total Expenditures: \$12,026,661
General Fund Support: (\$9,171,710)
Total Staffing (FTE): 23.00

Field Operations

Field Operations includes:

- The Patrol Division, which responds to emergencies, crimes in progress, and disasters; preserves the peace, responds to citizens' requests for assistance, and prevents criminal activity.
- The Crime Prevention Unit, which coordinates a countywide crime prevention program designed to educate the residents of the county in security, precautions and prevention techniques.
- The Auxiliary Unit, which searches for missing persons, conducts high visibility patrols and assists in disasters.
- The Special Operations Unit, which conducts investigations involving illegal drug possession and sales, unlawful activity associated with criminal street gangs countywide, and augments Patrol in addressing special problems within communities.
- The Detective Division, which investigates criminal activities and prepares prosecutions for review by the District Attorney's Office for criminal filing.
- The Cal ID Program, which manages the Sheriff's participation in the statewide automated fingerprint system.
- The Crime Lab, which provides forensic services; and
- The Coroners Unit, which investigates and determines the circumstances, manner, and cause of all violent deaths within the county.

Total Expenditures: \$42,431,085
General Fund Support: \$37,887,812
Total Staffing (FTE): 180.00

Support Services

Support Services organizes the recruitment of all Sheriff's personnel, coordinates personnel investigations and civil litigation, coordinates training and continuing education, maintains the Property/Evidence area and coordinates and manages capital improvement projects. Support Services also includes Records and Warrants, which processes, stores, and maintains the Sheriff's Office criminal records and warrants, receives and processes permit applications, coordinates extraditions, fingerprints applicants, and registers all sex, drug, and arson offenders residing within the Sheriff's Office jurisdiction.

Total Expenditures: \$4,169,087
General Fund Support: \$4,035,737
Total Staffing (FTE): 18.00

Custody/Civil

Custody/Civil includes: The Custody Division, which operates the County Jail and provides custodial care, vocational training, rehabilitative services, booking, food services, inmate work assignments, alternate forms of incarceration, operation of the court holding facilities and transportation of Jail inmates to and from court; and the Civil Division, which receives and serves all civil processes and notices, including summons, complaints, attachments, garnishments, and subpoenas, as well as providing bailiff services to the Courts.

Total Expenditures: \$44,164,173
General Fund Support: \$29,468,138
Total Staffing (FTE): 219.50

Cannabis Compliance Program

Cannabis Compliance Program: The Cannabis Compliance Program Division was added to the Sheriff's Office budget on September 13, 2022. The Cannabis Compliance team is now responsible for Cannabis Monitoring Services, Cannabis Code Enforcement, Cannabis Investigations, and Cannabis Nuisance Abatement. The Cannabis Compliance team consists of a staff of eleven. The Sheriff's Office added five new positions: Accountant, Administrative Services Officer, Program Manager, Senior Information Technology Specialist, and Senior Program Manager. In addition, three Resource Protection Specialists were transferred from the Department of Planning and Building to the Sheriff's Office. Along with the additional staff, the Sheriff's Office transferred one sergeant and two detectives from the Patrol Division.

Total Expenditures: \$2,214,276
General Fund Support: \$1,382,673
Total Staffing (FTE): 11.00

ACCOMPLISHMENTS AND OBJECTIVES

Following are some of the department's notable accomplishments for FY 2022-23 and some specific objectives for FY 2023-24:

FY 2022-23 Accomplishments

- Purchased and implemented body-worn cameras for all Sheriff's patrol deputies. The next-gen technology included enhanced viewing and management software that will effectively manage the volume of video information collected while ensuring agency compliance with public record act and requests.

- The County Jail received national recognition for its health care services through the National Commission on Correctional Health Care (NCCHC). NCCHC awarded the national accreditation to the jail for demonstrating compliance with national standards of care for correctional health services and for the jail's commitment to providing quality health services for the inmate population.
- The Sheriff's Office Cannabis Compliance Team added multiple civilian positions to the unit including three code enforcement officers from the Department of Planning and Building. This restructuring occurred simultaneously with new cannabis licensing fees. These steps have allowed the unit to better provide for, and monitor, the local cannabis industry.
- Worked with our agency partners, participated in the Request For Proposal process and awarded a contract for construction of the co-located dispatch center.
- Implemented a new Jail Management System that interfaces with allied agencies throughout San Luis Obispo County and improves Information Technology capabilities within the jail.
- Created the first employee wellness and peer support program.

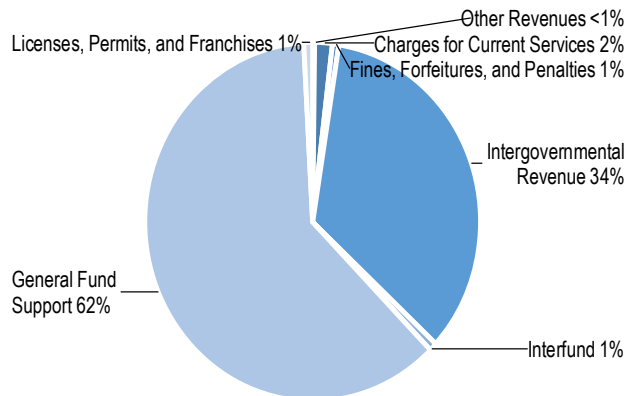
FY 2023-24 Objectives

- Actively participate in the final stages of design and begin construction on the co-located dispatch center.
- Implement the Radio Dispatch Console Replacement System.
- Enhance management oversight in the county jail utilizing cost neutral strategies.
- Create an analysis process that will evaluate crime trends, response times, effective employee to constituent ratios and statistics that will improve the Sheriff's Office service to the Community.
- Develop a Sheriff's Office recruitment program that proactively seeks out qualified job seekers and expedites the overall hiring process through expanded use of social media.

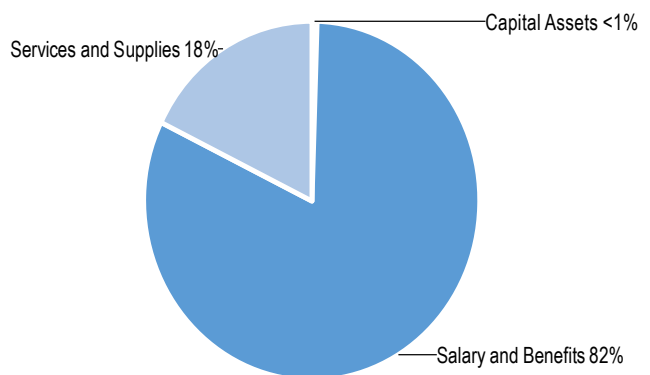
FINANCIAL SUMMARY

	FY 2022-23 Adopted	FY 2022-23 Actual	FY 2023-24 Recommended	FY 2023-24 Adopted	Change from FY 2022-23
Licenses, Permits, and Franchises	\$356,379	\$373,643	\$873,933	\$873,933	\$517,554
Fines, Forfeitures, and Penalties	\$582,805	\$407,510	\$645,673	\$645,673	\$62,868
Intergovernmental Revenue	\$32,605,769	\$34,102,194	\$35,570,482	\$35,570,482	\$2,964,713
Charges for Current Services	\$1,872,064	\$1,849,638	\$1,801,965	\$1,801,965	\$(70,099)
Other Revenues	\$146,577	\$282,685	\$153,265	\$153,265	\$6,688
Interfund	\$863,687	\$876,523	\$760,337	\$760,337	\$(103,350)
Total Revenue	\$36,427,281	\$37,892,193	\$39,805,655	\$39,805,655	\$3,378,374
Salary and Benefits	\$79,448,674	\$82,329,894	\$85,820,158	\$85,820,158	\$6,371,484
Services and Supplies	\$15,913,075	\$17,089,506	\$18,678,059	\$18,678,059	\$2,764,984
Other Charges	\$115,000	\$477,284	\$0	\$0	\$(115,000)
Capital Assets	\$1,820,841	\$752,683	\$507,065	\$507,065	\$(1,313,776)
Gross Expenditures	\$97,297,590	\$100,649,367	\$105,005,282	\$105,005,282	\$7,707,692
Less Intrafund Transfers	\$(1,062,505)	\$(1,743,441)	\$(1,596,977)	\$(1,596,977)	\$(534,472)
Net Expenditures	\$96,235,085	\$98,905,925	\$103,408,305	\$103,408,305	\$7,173,220
General Fund Support	\$59,807,804	\$61,013,732	\$63,602,650	\$63,602,650	\$3,794,846

Source of Funds



Use of Funds



COUNTY ADMINISTRATOR’S COMMENTS AND RECOMMENDATIONS

The level of General Fund support for this fund center is recommended to increase by \$3.8 million or 6% compared to FY 2022-23 adopted levels.

Revenues are recommended to increase by \$3.4 million, or by 9%, due primarily to a \$1.8 million increase in revenue related to AB 109.

Other notable changes in revenues include an increase by \$729,497 for Prop 172 revenue and an increase by \$519,004 in other licenses and permits due to the transfer of the Cannabis Compliance Program from Planning and Building.

Expenditures are recommended to increase by \$7.1 million or 7%, due primarily to a \$6.3 million or 8% increase in salaries and benefits driven largely by negotiated salary and benefit increases. Services and supplies are recommended to increase by \$2.7 million or 17%, due in part to increases in maintenance contracts, professional services, and insurance and overhead.

The FY 2023-24 recommended Position Allocation List (PAL) for the department includes a net increase of 12.00 fulltime equivalent (FTE) permanent positions as compared to the FY 2022-23 adopted PAL.

FY 2022-23 Mid-Year PAL Changes:

On August 23, 2022, the Board approved the following changes to the department's PAL:

- Addition of 2.00 FTE Limited Term Sheriff's Correctional Deputy (ending June 30, 2025) to the Jail Based Competency Treatment (JBCT) program.

On September 13, 2022, the Board approved the following changes to the department's PAL:

- Addition of 1.00 FTE Accountant I/II/III
- Addition of 1.00 FTE Administrative Services Officer I/II
- Addition of 1.00 FTE Program Manager I/II
- Addition of 1.00 FTE Senior Information Technology Specialist
- Addition of 1.00 FTE Senior Planner
- Addition of 3.00 FTE Resource Protection Specialist I/II/III to the County's Cannabis Compliance Program.

On October 4, 2022, the Board approved the following changes to the department's PAL:

- Addition of 1.00 FTE Administrative Services Manager
- Addition of 1.00 FTE Program Manager I/II to improve the fiscal and administrative management of the Sheriff's Office.

On November 1, 2022, the Board approved the following changes to the department's PAL:

- Addition of 1.00 FTE Supervising Legal Clerk II
- Deletion of 1.00 FTE Supervising Legal Clerk I

FY 2023-24 Recommended PAL Changes:

- FTE Systems Administrator III is reclassified to a 1.00 FTE Senior Systems Administrator

The recommended budget for the Sheriff's Office includes funds that will maintain services at current levels. Additionally, seven budget augmentations are included in the recommended budget, which include:

- Addition of 1.00 FTE Information Technology Supervisor position to perform supervisory support within the Sheriff's Office Information Technology (IT) Division.

- Addition of 1.00 FTE Program Manager I/II and deletion of 1.00 FTE Legal Clerk to meet the demand of increased recruitments, increase in staffing and volunteers, increase of Workers Compensation claims, addition of the Department of Justice reporting requirements, and expectations of the public.
- Addition of 1.00 FTE Department Personnel Technician and deletion of 1.00 FTE Legal Clerk to meet the demand of increased recruitments, increase in staffing and volunteers, and expectations of the public.
- Conversion of a 1.00 FTE Sheriff's Correctional Sergeant to a 1.00 FTE Sheriff's Correctional Lieutenant to provide the Sheriff's Office with increased expertise and accountability to respond to all matters in the jail.
- Purchase of a Grid Aim System for the Sheriff's Bomb Task Force, funded by the Bomb Task Force Trust Fund.
- Purchase of a transport trailer to deploy the Ranger with trained personnel to transport medical and fire support into the riverbeds and Off Highway Vehicle areas should the need arise, funded with Off Highway Vehicle Trust Fund.
- Purchase of a Vantage Robot and Hot Gas Delivery System to be used by the Sheriff's Office Special Enforcement Detail (SED), funded with State Asset Forfeiture Funds.

BOARD ADOPTED CHANGES

None.

BUDGET AUGMENTATION REQUESTS ADOPTED

Title: Add 1.00 FTE Information Technology Supervisor position to the PAL to perform supervisory support within the Sheriff's Office Information Technology (IT) Division.	
Expense: \$204,968	Funding Source(s): General Fund: \$204,968
Intended Results:	
<ol style="list-style-type: none"> 1. Adding the new IT Supervisor will allow Sheriff-IT to reduce the implementation time of large Sheriff's Office IT projects. New department-wide projects take a minimum of 30 months, some taking longer. With the new IT supervisor, those implementation times can be reduced to 16-18 months by freeing up other IT staff. 2. Having a full-time IT Supervisor dedicated to the Sheriff-IT division will also directly impact our public safety operations, helping to reduce the continuous backlog of data reporting requests. This will allow Sheriff-IT to have the resources needed to quickly adapt to the ever-changing reporting requirements for the Sheriff's Office. 3. The new IT Supervisor will reduce response times to meet compliance and mandated changes to complex IT systems. This will also help reduce long-term risk for the Sheriff's Office, helping ensure we are meeting our legal obligations. 4. Adding an IT Supervisor FTE in FY 23-24 would strengthen the Sheriff's Office's mission and ensure the timely delivery of its IT obligations. 	
Title: Convert a 1.00 FTE Sheriff's Correctional Sergeant to a 1.0 FTE Sheriff's Correctional Lieutenant.	
Expense: \$48,682	Funding Source(s): Court Security Trust: \$48,682
Intended Results:	
<ol style="list-style-type: none"> 1. The addition of the Sheriff's Correctional Lieutenant would provide the Sheriff's Office with increased expertise and accountability to respond to all matters in the jail. 2. The new Lieutenant will help to properly align the span of control of critical custody functions, manage improvements, and meet increasing legal mandates. 	

Title: Request to add one Vantage Robot and Hot Gas Delivery System to be used by the Sheriff's Office Special Enforcement Detail (SED).	
Expense: \$51,802	Funding Source(s): State Asset Forfeiture Funds: \$51,805
Intended Results:	
<ol style="list-style-type: none"> To reduce injury or death to Sheriff's Office SED personnel during SED operations. To safely and efficiently search and identify suspects and significantly reduce the risk of fire and injury during gas deployments. 	

Title: Request to purchase one (1) Grid Aim System for the Sheriff's Bomb Task Force (BTF).	
Expense: \$6,779	Funding Source(s): Bomb Task Force Trust Fund: \$6,779
Intended Results:	
<ol style="list-style-type: none"> Grid Aim System will allow for a more detailed x-ray of suspected hazardous or explosive devices. The Grid Aim System will allow Bomb Technician's to target specific components within suspected hazardous or explosive devices during render safe procedures, making it safer for the Bomb Technician and general public. 	

Title: Request to add one (1) transport trailer in the amount of \$13,409.	
Expense: \$13,409	Funding Source(s): Off Highway Vehicle Trust Fund: \$13,409
Intended Results:	
<ol style="list-style-type: none"> The Sheriff's Office will be able to deploy the Ranger with trained personnel to transport medical and fire support into the riverbeds and OHV areas should the need arise. The trailer would also provide weatherproof storage of the Ranger and would enable the transport of the Ranger to other operational areas in the county. 	

Title: Add 1.00 FTE Program Manager I/II and to delete 1.00 FTE Legal Clerk from the PAL to meet the demand of increased recruitments, increase in staffing and volunteers, increase of Workers' Compensation claims, addition of the Department of Justice reporting requirements, and expectations of the public.	
Expense: \$53,296	Funding Source(s): State Aid Other: \$40,000 Offset by decrease in Temporary Help hours: \$13,296
Intended Results:	
<ol style="list-style-type: none"> The Program Manager will help to properly align the span of control of vital reporting requirements, manage improvements, and improved efficiencies of the Workers' Compensation Program. 	

Title: Add 1.00 FTE Dept Personnel Technician and to delete 1.00 FTE Legal Clerk from the PAL. This is being requested to meet the demand of increased recruitments, increase in staffing and volunteers, and expectations of the public.	
Expense: \$2,172	Funding Source(s): Offset by decrease in Temporary Help hours: \$2,172
Intended Results:	
<ol style="list-style-type: none"> The addition of the Dept Personnel Technician will result in a decrease in overtime hours and appropriate assignment of tasks to the correct personnel. 	

BUDGET AUGMENTATION REQUESTS NOT ADOPTED

Title: Request to add security fencing to enclose an open lot allocated to the Sheriff's Office next to the Honor Farm in the amount of \$80,371.	
Expense: \$80,371	Funding Source(s): General Fund: \$80,371
Intended Results:	
<ol style="list-style-type: none"> To create a long-term storage solution for the Sheriff's Office. This will allow for secure storage of trailers and equipment that enhance Sheriff's Office efforts to provide exemplary public safety. 	

Title: Request to add one (1) generator for our Property building with General Fund Support in the amount of \$72,593.	
Expense: \$72,593	Funding Source(s): General Fund: \$72,593
Intended Results: 1. To provide the Sheriff's Property Barn with a reliable generator that will ensure constant electricity to appliances in the event power is disrupted.	
Title: Request to add one Arizona Vortex and Omni Rigging Pod Kit to be used by the Sheriff's Office Search and Rescue Team.	
Expense: \$6,858	Funding Source(s): General Fund: \$6,858
Intended Results: 1. The Arizona Vortex and Rigging Pod Kit will make it safer for searchers and cause less wear on other equipment. 2. The kit will provide a more stable platform to use in rope rescues, resulting in less danger and potential injury to searchers and public.	
Title: Request to add one (1) marked Rural Crimes Sheriff's Patrol vehicle to FC 136.	
Expense: \$85,004	Funding Source(s): General Fund: \$85,004
Intended Results: 1. The requested vehicle will ensure continuity of service for the Sheriff's Office, South County Patrol and support the standard of service that the Sheriff's Office is currently providing to the communities of San Luis Obispo County.	
Title: Request to add one (1) marked Rural Crimes Sheriff's Patrol vehicle to FC 136.	
Expense: \$85,004	Funding Source(s): General Fund: \$85,004
Intended Results: 1. The requested vehicle will ensure continuity of service for the Sheriff's Office, Coast Patrol and support the standard of service that the Sheriff's Office is currently providing to the communities of San Luis Obispo County.	
Title: Request to add one (1) marked K-9 Patrol vehicle to FC 136.	
Expense: \$87,752	Funding Source(s): General Fund: \$87,752
Intended Results: 1. The requested vehicle will ensure continuity of service for the Sheriff's Office, South County Patrol and support the standard of service that the Sheriff's Office is currently providing to the communities of San Luis Obispo County.	

GOALS AND PERFORMANCE MEASURES

Department Goal: Perform all mandates of the Office of Sheriff-Coroner, investigate crime, enforce laws, prevent criminal activities, maintain a safe and secure jail, provide security for the courts, plan for and implement emergency response for disasters and acts of terrorism.					
1. Performance Measure: Average monthly number of physical altercations among inmates in the San Luis Obispo County Jail, per 100 inmates.					
This measure tracks the department's success relative to keeping the Jail safe for inmates, volunteers and County employees. The result is calculated by dividing the average number of assaults per month by the average daily population of the jail and multiplying by 100.					
	FY 2019-20	FY 2020-21	FY 2021-22	FY 2022-23	FY 2023-24
Target	1.00	1.00	1.50	1.00	1.00
Actual	1.00	1.24	1.00	2.00	
Notes:					

2. Performance Measure: Crime rate compared to California law enforcement agencies serving populations between 250,000 and 499,999.

This measure tracks the number of serious crimes reported each year for all law enforcement agencies (i.e., police departments, sheriff departments, and cities that contract law enforcement). Based on the January 2018 population table provided by the California Department of Finance, San Luis Obispo County has grown to over 280,101 people. This puts the county in the Group 1 population subset of 250,000 to 499,999. Based on proximity and/or size, our comparable counties are Monterey, Santa Barbara, Santa Cruz, Placer, and Marin.

	FY 2019-20	FY 2020-21	FY 2021-22	FY 2022-23	FY 2023-24
Target	70.00%	60.00%	60.00%	60.00%	0.00%
Actual	80.00%	20.00%	0.00%	0.00%	

Notes: In June of each year, the California Department of Justice provides annual crime data for the prior calendar year. Currently, California is in the process of transitioning the methods by which crime data is collected. Agencies throughout the state are in different stages of the process; therefore, we are unable to obtain comparable data. The Sheriff's Office will revise this performance measure in FY 24/25.

3. Performance Measure: Percentage of high priority, life threatening calls for service that receive a 10-minute response time in the South Station area of the county.

This measures the percentage of calls requiring code 3 response (emergency response with light and sirens) that are under 10-minute's response time. Response times are calculated from the time the first patrol unit is dispatched to the time a patrol unit arrives at the scene or contacts suspect(s). The South Station area extends from the City of San Luis Obispo and Avila Beach, south to the Santa Barbara County line and east to unpopulated areas of the Los Padres National Forest. This area encompasses Patrol Beats 6 and 7, which covers 620 square miles and a population of approximately 41,000.

	FY 2019-20	FY 2020-21	FY 2021-22	FY 2022-23	FY 2023-24
Target	75.00%	80.00%	80.00%	80.00%	80.00%
Actual	81.00%	86.00%	85.00%	85.00%	

Notes:

4. Performance Measure: Percentage of high priority, life-threatening calls for service that receive a 10-minute response time in the Coast Station area of the county.

This measures the percentage of calls requiring code 3 (emergency response with light and sirens) response that are under 10-minute's response time. Response times are calculated from the time the first patrol unit is dispatched to the time a patrol unit arrives at the scene or contacts suspect(s). The Coast Station area extends from Avila Beach and up the coastline to the Monterey County line. This area encompasses Patrol Beats 1, 2 and 3 that covers 565 square miles and a population of approximately 44,000.

	FY 2019-20	FY 2020-21	FY 2021-22	FY 2022-23	FY 2023-24
Target	70.00%	71.00%	70.00%	80.00%	80.00%
Actual	83.00%	84.00%	80.00%	70.00%	

Notes:

5. Performance Measure: Percentage of high priority, life-threatening calls for service that receive a 15-minute response time in the North Station area of the county.

This measures the percentage of calls requiring code 3 response (emergency response with light and sirens) that are under 15-minute's response time. Response times are calculated from the time the first patrol unit is dispatched to the time a patrol unit arrives at the scene or contacts suspect(s). The North Station area covers inland north county from Santa Margarita to Monterey and Kern County lines. This area encompasses Patrol Beats 4 and 5 which covers 2,105 square miles and a population of approximately 26,000.

	FY 2019-20	FY 2020-21	FY 2021-22	FY 2022-23	FY 2023-24
Target	71.00%	74.00%	68.00%	80.00%	80.00%
Actual	70.00%	76.00%	70.00%	79.00%	

Notes:

6. Performance Measure: Arrest rate for crimes classified as violent crimes.

Using national and state Uniform Crime Reporting (UCR) data collected by the FBI and DOJ, this measure shows the percentage of violent crimes that result in an arrest by the Sheriff's Office. Violent crimes include homicide, forcible rape, robbery and aggravated assault.

	FY 2019-20	FY 2020-21	FY 2021-22	FY 2022-23	FY 2023-24
Target	61.00%	68.00%	61.00%	60.00%	0.00%
Actual	67.40%	53.08%	0.00%	46.61%	

Notes:

7. Performance Measure: Percentage of full time employee vacancies for sworn personnel who work custody.

This measure tracks the percentage of full time employee vacancies for sworn personnel who work custody. Recruitment and hiring efforts reduce sworn vacancies which impacts levels of service and overtime costs.

	FY 2019-20	FY 2020-21	FY 2021-22	FY 2022-23	FY 2023-24
Target	10.00%	10.00%	5.00%	3.00%	2.00%
Actual	0.01%	0.01%	2.00%	0.01%	

Notes:

8. Performance Measure: Percentage of full time employee vacancies for sworn personnel who work patrol.

This measure tracks the percentage of full time employee vacancies for sworn personnel who work patrol. Recruitment and hiring efforts reduce sworn vacancies which impacts levels of service and overtime costs.

	FY 2019-20	FY 2020-21	FY 2021-22	FY 2022-23	FY 2023-24
Target	10.00%	9.00%	5.00%	3.00%	2.00%
Actual	0.01%	0.00%	2.00%	0.01%	

Notes:



FC 335 — Public Works - Solid Waste Management

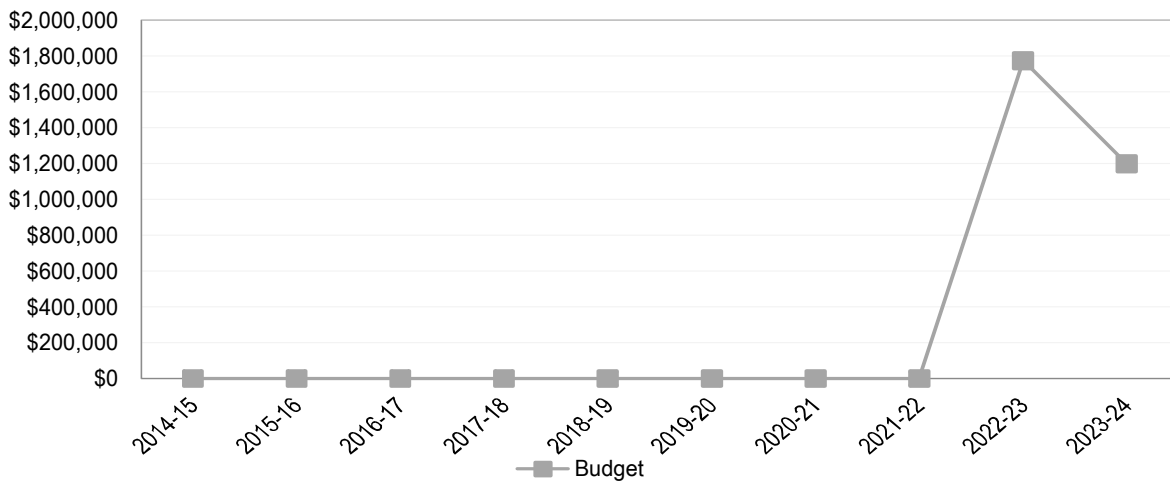
John Diodati - Public Works Director

Solid Waste Management provides for mandated programs related to solid waste management.

BUDGET AT A GLANCE

	FY 2023-24 Adopted	Change from FY 2022-23 Adopted	% Change
Expenditures	\$1,196,562	\$(576,024)	(32)%
Revenue	\$1,196,562	\$(576,024)	(32)%
Staffing Levels	0.00 FTE	0.00 FTE	0%

Ten Year Budget History



MISSION STATEMENT

Develop and administer programs for compliance with State requirements for solid waste, green waste, organic waste, food recovery and recycled materials in unincorporated County areas.

SERVICE PROGRAMS

Solid Waste Management has a total expenditure level of \$1,196,562 to provide the following services:

Solid Waste Programs

The Solid Waste Programs supports the County's compliance with State laws and regulations for solid waste and recycling, including development and implementation of programs required in the Countywide Integrated Waste Management Plan (AB 939) and related efforts. Coordinate with collection, transformation, and disposal companies, and State and local agencies to meet California Department of Resources Recycling and Recovery requirements for source reduction, diversion, hazardous and universal waste disposal, and recycling of materials.

Total Expenditures: \$367,525

General Fund Support: \$0

Total Staffing (FTE): *

Organic Waste and Food Recovery Programs

The Organic Waste and Food Recovery Programs supports the County's compliance with State laws and regulations for the reduction of organic waste disposal and recovery of edible food for human consumption (SB 1383) and related efforts. Coordinate with collection, transformation, and disposal companies, food recovery organizations, and State and local agencies to meet California Department of Resources Recycling and Recovery requirements that are intended to achieve statewide targets of 75% organic waste reduction and 20% edible food recovery by 2025.

Total Expenditures: \$829,037

General Fund: \$699,904

Total Staffing (FTE): *

*Staffing is reflected in Fund Center 405 – Public Works

ACCOMPLISHMENTS AND OBJECTIVES

Following are some of the department's notable accomplishments for FY 2022-23 and some specific objectives for FY 2023-24.

FY 2022-23 Accomplishments

- Initiated development of updates to the Countywide Integrated Waste Management Plan, which included reviewing AB 939 programs for source reduction, recycling, composting, etc.; meeting full compliance for mandatory commercial recycling laws AB 341 and AB 1826 under the plan required by CalRecycle; and establishing residential and commercial organic waste reduction and edible food recovery programs required under SB 1383 regulations.
- Worked collaboratively and established agreements with the San Luis Obispo County Integrated Waste Management Authority (IWMA) via a memorandum of understanding (MOU) for household hazardous waste (HHW) and electronic waste (e-waste) collection and disposal, countywide retail take-back of certain universal wastes (e.g., paint, batteries), and residential used motor oil and filter collection programs.
- Conducted public outreach and education to residents, commercial businesses, and schools, via updating website content, developing mailer materials, and establishing programs for school education at fourteen (14) County solid waste jurisdiction K-12 schools.
- Performed monitoring, recordkeeping, and reporting that included developing and managing the mandatory organic waiver process for businesses subject to overlapping organic reduction regulations (AB 1826 and SB 1383) for the County solid waste jurisdiction area and coordinating waste hauler data uploads to be used in the Minerva® solid waste compliance software.
- Submitted the 2022-2024 capacity report to CalRecycle for organic waste reduction and edible food recovery under SB 1383 in collaboration with the IWMA.
- Established a direct service provider agreement with the Upper Salinas Las Table Resource Conservation District (RCD) for procurement of recovered organic waste required under SB 1383 via a compost rebate program, meeting the first milestone under AB 1985 requirements.

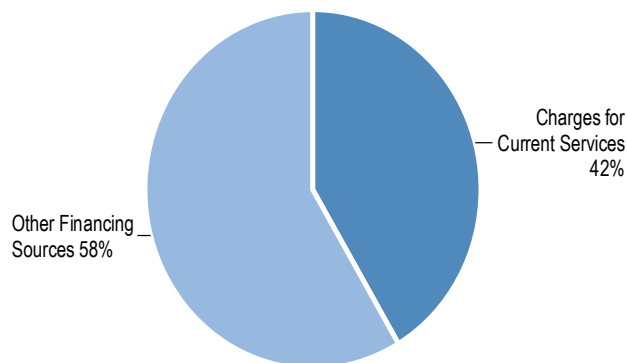
FY 2023-24 Objectives

- Engage with IWMA and its member jurisdictions to explore the steps and process needed for the County to re-join the IWMA based on direction provided by the County Board of Supervisor on March 21, 2023.
- Develop, update, revise and/or amend certain documents needed for the County to join the IWMA, including but not limited to, the IWMA Joint Powers Agreement (JPA) and the Memorandum of Understanding (MOU) between the County and IWMA.
- Conduct the constitutional processes needed to establish new or increased solid waste management fees as agreed to between the County and IWMA.

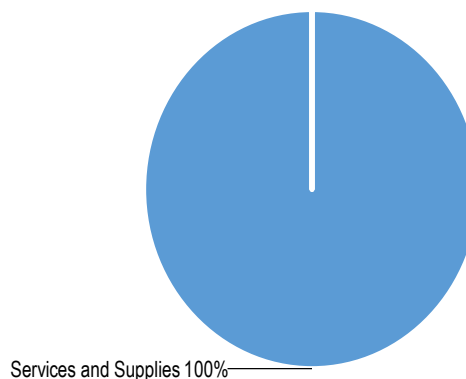
FINANCIAL SUMMARY

	FY 2022-23 Adopted	FY 2022-23 Actual	FY 2023-24 Recommended	FY 2023-24 Adopted	Change from FY 2022-23
Revenue from Use of Money & Property	\$0	\$3,739	\$0	\$0	\$0
Intergovernmental Revenue	\$0	\$92,804	\$0	\$0	\$0
Charges for Current Services	\$496,658	\$400,029	\$496,658	\$496,658	\$0
Other Financing Sources	\$1,275,928	\$367,981	\$699,904	\$699,904	\$(576,024)
Total Revenue	\$1,772,586	\$864,553	\$1,196,562	\$1,196,562	\$(576,024)
Total Financing Sources	\$1,772,586	\$864,553	\$1,196,562	\$1,196,562	\$(576,024)
Services and Supplies	\$1,772,586	\$687,034	\$1,196,562	\$1,196,562	\$(576,024)
Other Charges	\$0	\$122,869	\$0	\$0	\$0
Gross Expenditures	\$1,772,586	\$809,903	\$1,196,562	\$1,196,562	\$(576,024)
Total Financing Requirements	\$1,772,586	\$809,903	\$1,196,562	\$1,196,562	\$(576,024)

Source of Funds



Use of Funds



COUNTY ADMINISTRATOR'S COMMENTS AND RECOMMENDATIONS

This fund center functions under the umbrella of the Public Works Internal Service Fund (ISF). All staffing and equipment needed to carry out the programs in this fund center are provided by the ISF and charged back to this fund center as services are performed. Labor costs from the ISF are accounted for in services and supplies and not salaries and benefits, as in other fund centers.

In years prior to FY 2022-23, the County's services related solid waste coordination were a function of Fund Center (FC) 130 – Public Works – Waste Management. The activities were primarily focused on the County's participation in the Integrated Waste Management Authority (IWMA) and ensuring the County's organizational compliance with solid waste laws. In November 2021, the Board voted to withdraw from and take over services performed by the IWMA for the unincorporated areas of the county. Due to the expansion of services associated with this action, a new fund center was created to budget revenue and expenditures related to the function: FC 335 – Public Works - Solid Waste Management, which is a Special Revenue Fund.

The General Fund contribution for this Special Revenue Fund is proposed to decrease by \$576,024 or 45% compared to FY 2022-23 adopted levels.

Revenues are proposed to decrease by \$496,658 or 32% compared to FY 2022-23 adopted levels due to a reduction in transfers in from the General Fund associated with the reduction in expenditures within this fund center. Expenditures are recommended to decrease by \$576,024 or 33% primarily due to prior year budgeted expenditures being estimated based on a percentage of the IWMA budget due to insufficient information about the expenditure levels that would be necessary to provide the same services for the county unincorporated areas alone.

This fund center was not allocated any ARPA funds for restoration of government services based on the January 11, 2022, Board item approving the allocations. The recommended budget includes a total reduction of \$42,471 for general staffing support and updating waste plan components for the unincorporated area due to the anticipated budget gap. These reductions are anticipated to have minimal impact on service levels.

This fund center does not have a Position Allocation List.

Due to the timing associated with the creation of this fund center, there was insufficient time to transfer and develop FY 2022-23 performance measures. The performance measure developed and included in the FY 2023-24 budget for this fund center was previously reported on under FC 130 - Public Works – Waste Management regarding implementing programs to satisfy or exceed the requirements of the Integrated Waste Management Act.

BOARD ADOPTED CHANGES

None.

BUDGET AUGMENTATION REQUESTS ADOPTED

None requested.

GOALS AND PERFORMANCE MEASURES

Department Goal: Implement programs to satisfy or exceed the requirements of the Integrated Waste Management Act as currently written and as amended in the future.

1. Performance Measure: State Law requires a 50% per capita diversion target (converted to and measured in pounds/person/day).

This measure shows the per Capita Disposal Rate (pounds/person/day) of solid waste in regional landfills as required by State Law.

	FY 2019-20	FY 2020-21	FY 2021-22	FY 2022-23	FY 2023-24
Target	0.00	7.40	7.40	7.40	7.40
Actual	0.00	6.20	5.90	0.00	

Notes: Calrecycle data for this measure was unavailable as of 7/24/23.

Health and Human Services

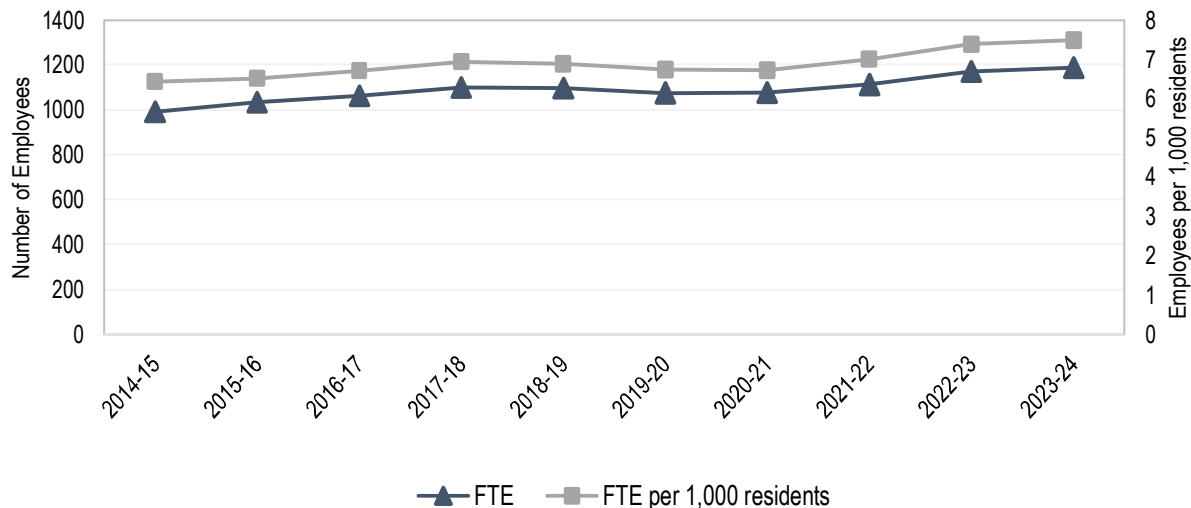
The Health and Human Services Service Group includes those budgets that provide programs and services related to health and welfare, including public health, medical and behavioral health services, public assistance, child protection, foster care and adoption, and services for veterans.

Budgets in the Health and Human Services Service Group include: Contributions to Other Agencies, Child Support Services, Health Agency - Behavioral Health, Health Agency - Driving Under the Influence, Health Agency - Emergency Medical Services, Health Agency - Public Health, Sheriff Coroner- Law Enforcement Health Care, Social Services - Administration, Social Services - CalWORKs, Social Services - Foster Care/Adoptions, Social Services - General Assistance, Social Services - Homeless and Affordable Housing, and Veterans Services.

SERVICE GROUP BUDGET AT A GLANCE

	FY 2023-24 Adopted	Change from FY 2022-23 Adopted	% Change
Expenditures	\$331,698,899	\$18,615,772	6%
Revenue	\$270,988,471	\$12,646,821	5%
General Fund Support	\$60,710,428	\$5,968,951	11%
Staffing Levels	1,176.50 FTE	5.25 FTE	<1%

Ten Year Staffing History





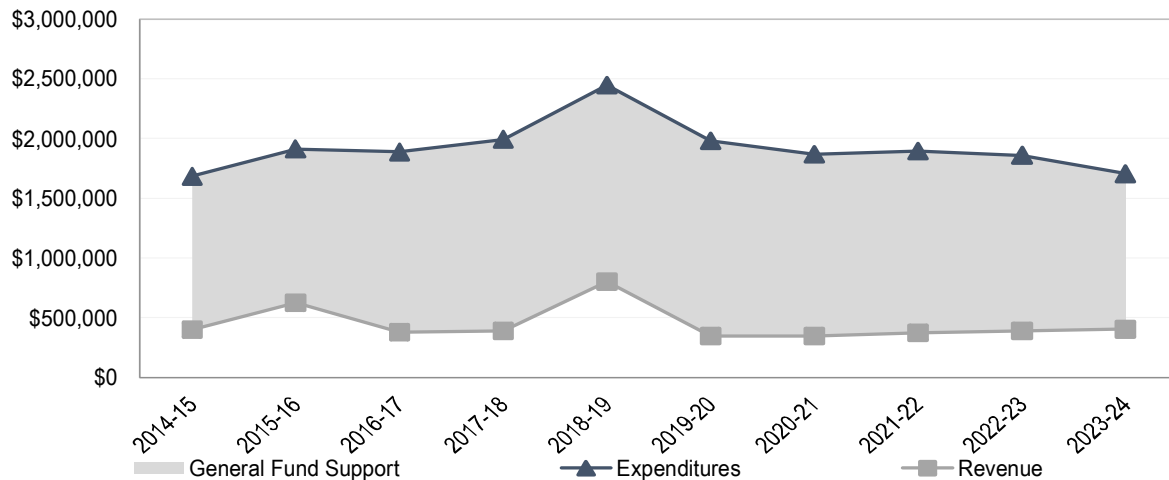
FC 106 — Contributions to Other Agencies

Contributions to Other Agencies provides financial support to non-profit agencies and organizations to support services not provided by the County.

BUDGET AT A GLANCE

	FY 2023-24 Adopted	Change from FY 2022-23 Adopted	% Change
Expenditures	\$1,707,453	\$(151,282)	(8)%
Revenue	\$405,000	\$15,000	4%
General Fund Support	\$1,302,453	\$(166,282)	(11)%
Staffing Levels	0.00 FTE	0.00 FTE	0%

Ten Year Budget History



MISSION STATEMENT

Contributions to Other Agencies provides financial support to non-profit agencies and organizations to support services not provided by the County.

SERVICE PROGRAMS

Contributions to Other Agencies has a total expenditure level of \$1,707,453 to provide the following services:

District Community Project Grants

Provides discretionary monies to each County Supervisor to fund projects of non-profit organizations and operating expenses for County recognized advisory committees and councils. Applications may be submitted for community project grant funds throughout the year.

Total Expenditures: \$240,914
 General Fund Support: \$240,914
 Total Staffing (FTE): *

Community Based Organizations

Provides funds to non-profit health and human services organizations for programs and services not provided by County departments. Annually, eligible organizations submit applications for funding consideration. The total funding level for Community Based Organizations grants is included in the recommended budget and considered by the Board of Supervisors during the County's annual budget hearings. Individual organization allocations are considered by the Board of Supervisors at the start of each fiscal year.

Total Expenditures: \$926,943
General Fund Support: \$926,943
Total Staffing (FTE): *

Preventative Health

Provides funds for programs and projects that promote the health and well-being of the community, encourage behaviors and activities, and enable County residents to reach and maintain optimal health stability and independence. Annually, eligible organizations submit applications for funding consideration. The total funding level for Preventative Health grants is included in the recommended budget and considered by the Board of Supervisors during the County's annual budget hearings. Individual organization allocations are considered by the Board of Supervisors at the start of each fiscal year.

Total Expenditures: \$405,000
General Fund Support: \$0
Total Staffing (FTE): *

Other Agency Requests

Provides funds for a variety of non-profit organizations for operations and specific projects. Some of these organizations are funded on a recurring basis and others are funded for specific one-time projects. Annually, eligible organizations submit applications for funding consideration. The total funding level for Other Agency Request grants is included in the recommended budget and considered by the Board of Supervisors during the County's annual budget hearings. Individual organization allocations are considered by the Board of Supervisors at the start of each fiscal year.

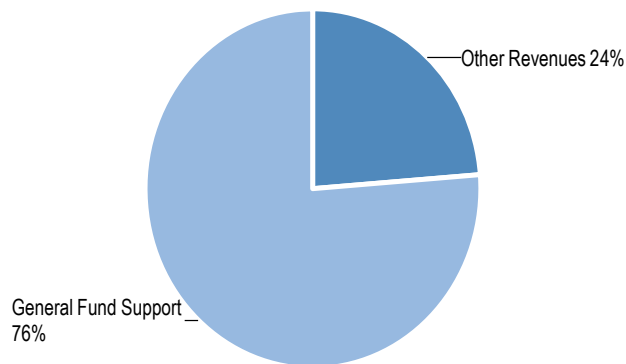
Total Expenditures: \$134,596
General Fund Support: \$134,596
Total Staffing (FTE): *

* This fund center does have any staff. Staff in Fund Center 104 – Administrative Office and Fund Center 100 – Board of Supervisors administer the programs in this fund center.

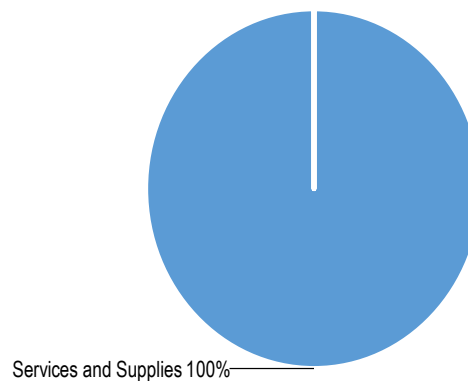
FINANCIAL SUMMARY

	FY 2022-23 Adopted	FY 2022-23 Actual	FY 2023-24 Recommended	FY 2023-24 Adopted	Change from FY 2022-23
Other Revenues	\$390,000	\$390,000	\$405,000	\$405,000	\$15,000
Total Revenue	\$390,000	\$390,000	\$405,000	\$405,000	\$15,000
Services and Supplies	\$1,858,735	\$2,015,535	\$1,707,453	\$1,707,453	\$(151,282)
Other Charges	\$0	\$50,000	\$0	\$0	\$0
Gross Expenditures	\$1,858,735	\$2,065,535	\$1,707,453	\$1,707,453	\$(151,282)
General Fund Support	\$1,468,735	\$1,675,535	\$1,302,453	\$1,302,453	\$(166,282)

Source of Funds



Use of Funds



COUNTY ADMINISTRATOR’S COMMENTS AND RECOMMENDATIONS

The level of General Fund support for this fund center of \$1,302,453, is recommended to decrease by \$166,282 or 11% compared to FY 2022-23 adopted level due to reductions of \$40,282 required to close the FY 2023-24 budget gap and shift of \$126,000 dedicated for the Housing and Homeless projects toward the Homeless Services Division of the Department of Social Services.

Revenue from the Tobacco Settlement is budgeted at \$405,000, an increase of \$15,000 or 4% compared to the FY 2022-23 adopted level.

Overall, the recommended budget provides for \$1,707,453 in grant funds, a decrease of \$151,282 or 8% compared to the FY 2022-23 adopted level.

District Community Project Grants:

For FY 2023-24, it is recommended that funding for District Community Project grants be \$240,914 or \$48,182 per supervisorial district. As in prior years, the balance on June 30 will roll forward to the new fiscal year as of July 1. The exact amount of funds to be carried forward will be determined at the end of each fiscal year.

Community Based Organization (CBO) and Preventive Health Grant (PHG):

The Community Based Organization/Preventive Health Grant (CBO/PHG) Review Committee, along with Administrative Office staff and input from the Board's Legislative Assistants, formulates funding recommendations to outside agencies. The CBO/PHG Review Committee is made up of representatives appointed by the Adult Services Policy Council, Behavioral Health Advisory Board, Health Commission, Children's Services Network, and two members-at-large.

A review of all applications will consist of the organization's ability to:

- Leverage the grant funds and/or fundraising
- A requirement to obtain a public match
- Projected performance measures/results/outcomes
- Prior year results/outcomes
- Cost per population served
- Community need
- Distribution of services provided
- Project and/or organization sustainability with funds granted; and
- Total resources available to carry out the project.

A total of \$926,943 in funding is recommended for these grants. The total funding for these grants represents a decrease of \$161,175 from FY 2022-23 adopted levels. This decrease is due to the reduction of \$35,175 and the shift of \$126,000 dedicated for the Housing and Homeless projects toward the Homeless Services Division of the Department of Social Services. Staff will return in the first quarter of the fiscal year with individual funding allocations for the Board to consider and approve.

Other Agency Requests:

This category is for grants not normally considered part of the above grant categories. For FY 2023-24, funding for Other Agency grants is recommended to be \$134,596, a decrease of \$5,107 or 13% due to budget reductions. Staff will return in the first quarter of the fiscal year with individual funding allocations for the Board to consider and approve.

This fund center has no Position Allocation List (PAL). The recommended budget results in no service level impacts to other departments or to the community.

BOARD ADOPTED CHANGES

None.

BUDGET AUGMENTATION REQUESTS ADOPTED

None requested.



FC 134 — Child Support Services

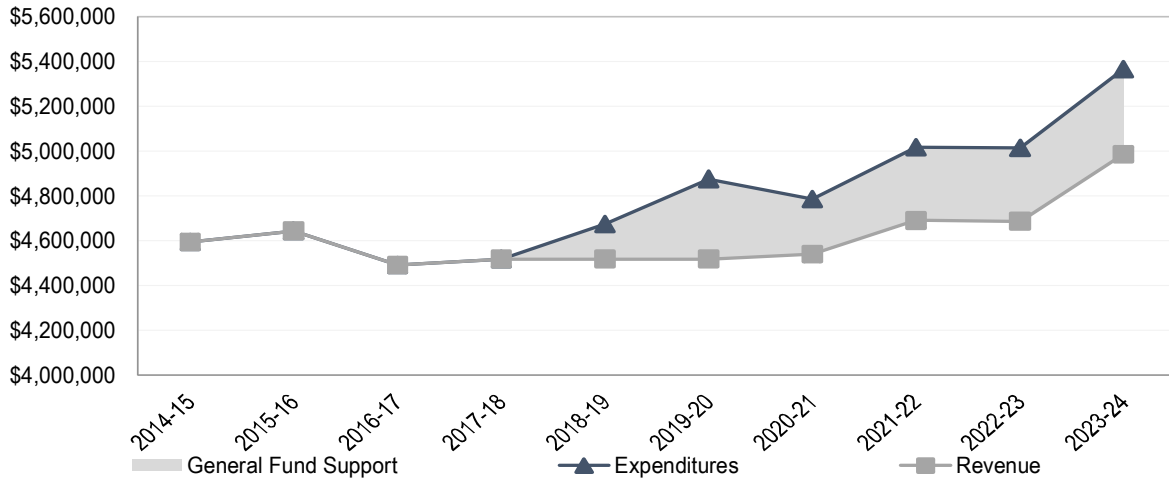
Natalie Walter- Child Support Services Director

Child Support Services provides for the establishment and enforcement of child support.

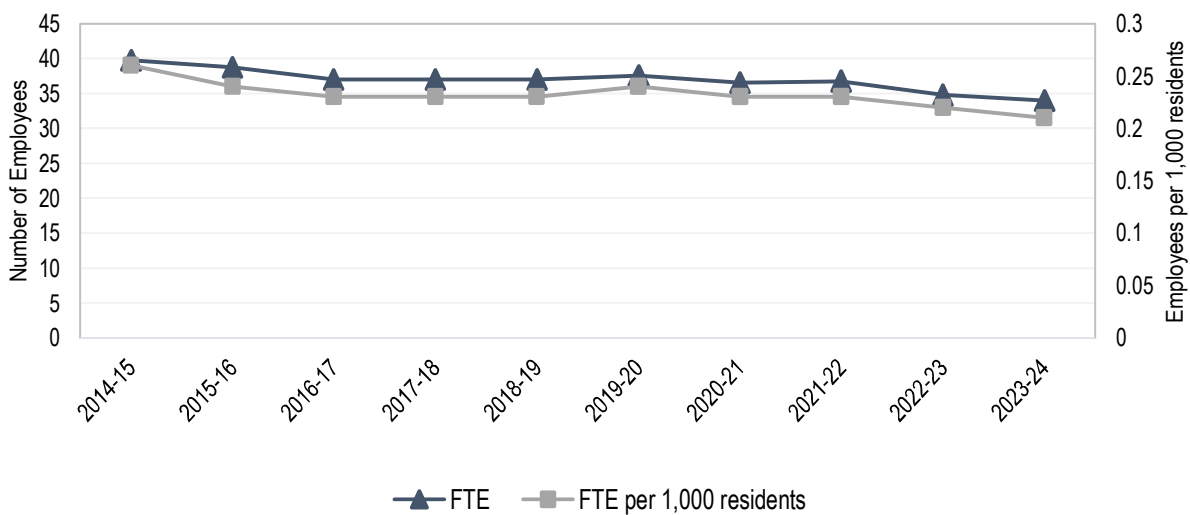
BUDGET AT A GLANCE

	FY 2023-24 Adopted	Change from FY 2022-23 Adopted	% Change
Expenditures	\$5,364,562	\$351,189	7%
Revenue	\$4,984,787	\$298,259	6%
General Fund Support	\$379,775	\$52,930	16%
Staffing Levels	34.00 FTE	(0.75) FTE	(2)%

Ten Year Budget History



Ten Year Staffing History



MISSION STATEMENT

Educating and engaging parents to improve the quality of their children's lives through economic support.

SERVICE PROGRAMS

Child Support Services has a total expenditure level of \$5,364,562 and a total staffing level of 34.00 FTE to provide the following services:

Child Support Assistance to Families

Ensure prompt establishment and enforcement of child and medical support for children. Assist applicants with the process involved with opening and maintaining a child support case. Provide resources for job opportunities, coordinate genetic testing to determine and establish parentage, establish child and medical support orders, and collect and distribute support to families.

Total Expenditures: \$5,364,562
General Fund Support: \$379,775
Total Staffing (FTE): 34.00

ACCOMPLISHMENTS AND OBJECTIVES

Following are some of the department's notable accomplishments for FY 2022-23 and some specific objectives for FY 2023-24:

FY 2022-23 Accomplishments

- Used Tableau to create a Local Child Support Agency (LCSA) Comparison Dashboard where we compare statistics for LCSA's across the State. This has helped us identify areas where we differed and allowed us to review and focus our efforts in those areas.
- Worked with the State and other local child support agencies to improve efficiencies by utilizing best practices.
- Increased the collection of child support to families in San Luis Obispo County by 1.8% for a total of \$7,344,367.
- Created and delivered three Tableau Dashboards to State Department of Child Support Services (DCSS) for distribution to other LCSA's.
- Increased our caseload with the implementation of the automated, simplified application and our outreach efforts and the San Luis Obispo Downtown Farmers Market.

FY 2023-24 Objectives

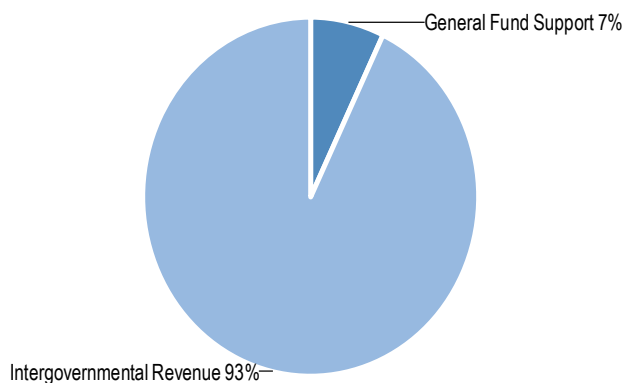
- Establish a pilot case segmentation option to increase collections or meet specific needs of cases.
- Utilize Voluntary Declaration of Percentage (VDOP) forms to develop an outreach effort targeted to new parents not residing together.
- Standardize process and procedures department wide and transition all policies and procedures from Navex to SLONet.
- Educate the new IV-D Commissioner on CSE functionality and the IV-D program to ensure orders are enforceable and collectable through the CSE system.

- Improve the seek work process by creating a workgroup to establish a process that increases participant engagement and payment during and after the seek work process.

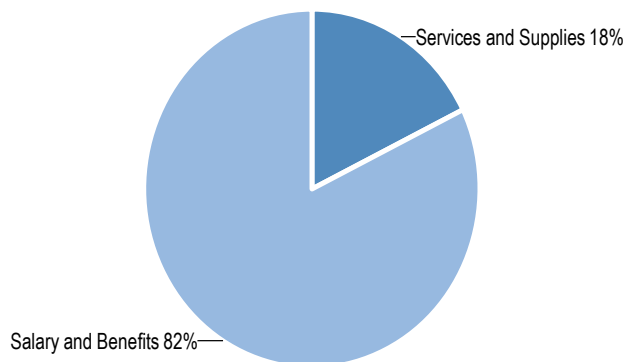
FINANCIAL SUMMARY

	FY 2022-23 Adopted	FY 2022-23 Actual	FY 2023-24 Recommended	FY 2023-24 Adopted	Change from FY 2022-23
Revenue from Use of Money & Property	\$0	\$9,507	\$0	\$0	\$0
Intergovernmental Revenue	\$4,686,528	\$4,371,752	\$4,984,787	\$4,984,787	\$298,259
Total Revenue	\$4,686,528	\$4,381,259	\$4,984,787	\$4,984,787	\$298,259
Salary and Benefits	\$4,176,470	\$3,635,075	\$4,412,697	\$4,412,697	\$236,227
Services and Supplies	\$836,903	\$746,712	\$951,865	\$951,865	\$114,962
Gross Expenditures	\$5,013,373	\$4,381,787	\$5,364,562	\$5,364,562	\$351,189
General Fund Support	\$326,845	\$529	\$379,775	\$379,775	\$52,930

Source of Funds



Use of Funds



COUNTY ADMINISTRATOR’S COMMENTS AND RECOMMENDATIONS

The level of General Fund support for this fund center is recommended to increase by \$52,930 or 16% compared to FY 2022-23 adopted levels. Revenues are recommended to increase by \$298,259 or 6% due to the projected increase in State allocation and Federal Fund Participation (FFP) funding. FFP funding provides a 2:1 match to local (General Fund support) dollars. Salary and benefits are recommended to increase by \$236,227 or 6% compared to FY 2022-23 adopted levels due to increases in negotiated salary and benefits. Services and supplies are recommended to increase by \$114,962 or 14% due to the increase in expenses for the liability insurance.

The FY 2023-24 recommended Position Allocation List (PAL) for the department includes a net decrease of 0.75 FTE compared to the FY 2022-23 adopted PAL.

FY 2022-23 Mid-Year PAL Changes

- Addition of 1.00 FTE Business Systems Analyst I/II/III
- Deletion of 1.00 FTE System Administrator I/II/III

The recommended budget includes the expenditures necessary to support the department's ability to meet legally mandated services with no service level impacts to the community.

FY 2023-24 Recommended PAL Changes

- Addition of 0.25 FTE Child Support Attorney IV
- Deletion of 1.00 FTE Administrative Assistant I

BOARD ADOPTED CHANGES

None.

BUDGET AUGMENTATION REQUESTS ADOPTED

Title: Increase the Child Support Attorney IV position from 0.75 FTE to 1.00 FTE to ensure adequate time to prepare and appear in Court on legally mandated Title IV-D matters. Offset with reduction of 1.0 FTE Administrative Assistant I.	
Expense: (\$15,777)	Funding Source(s): General Fund: (\$15,777)
Intended Results:	
1. Provide the additional time required to ensure that the Child Support Attorney can meet our legal Court obligations and stay in compliance with State and Federal Mandates.	
2. Ensure our participants receive the mandated quality and timely orders and modifications.	
3. Meet our legal obligations to the Court and participants.	

BUDGET AUGMENTATION REQUESTS ADOPTED

None requested.

GOALS AND PERFORMANCE MEASURES

Department Goal: To ensure that children receive the support benefits they are entitled to as quickly as possible.					
1. Performance Measure: Percentage of child support cases with a court order for child support.					
Support orders are the legal documents which establish child and medical support. These orders establish how much the absent parent should pay for the support of the children and what obligations the parent has to provide medical support.					
	FY 2019-20	FY 2020-21	FY 2021-22	FY 2022-23	FY 2023-24
Target	97.60%	96.70%	97.00%	95.00%	95.00%
Actual	95.60%	94.70%	0.00%	0.00%	
Notes: FY 2022-23 results not available until early 2024					

Department Goal: To improve the standard of living for families we serve by ensuring a high percentage of current child support collections.					
2. Performance Measure: Percentage of child support cases in which past due support is owed and payment is received during the Federal Fiscal Year (FFY).					
When the monthly court order amount is not paid, it becomes past due support. This measures the number of cases in which a collection of past-due support was received during the FFY.					
	FY 2019-20	FY 2020-21	FY 2021-22	FY 2022-23	FY 2023-24
Target	79.00%	79.00%	80.00%	80.00%	75.00%
Actual	84.70%	80.00%	0.00%	0.00%	
Notes: FY 2022-23 results not available until early 2024					

3. Performance Measure: Percentage of current support collected.					
This is the monthly court-ordered amount paid by the absent parent compared to monthly court-ordered amount owed by the absent parent. This reflects the total amount of current support collected by our department over the course of the FFY.					
	FY 2019-20	FY 2020-21	FY 2021-22	FY 2022-23	FY 2023-24
Target	78.50%	76.00%	75.00%	73.00%	73.00%
Actual	73.00%	72.30%	0.00%	0.00%	
Notes: FY 2022-23 results not available until early 2024					

Department Goal: To ensure that children receive the full amount of the monthly court ordered support benefit.					
4. Performance Measure: Total child support dollars collected per \$1.00 of total expenditure.					
This is an efficiency measure relating to the cost effectiveness of collection activities, measuring the total child support dollars collected per \$1.00 of total expenditure.					
	FY 2019-20	FY 2020-21	FY 2021-22	FY 2022-23	FY 2023-24
Target	3.42	3.68	3.70	3.60	3.70
Actual	3.73	3.70	0.00	0.00	
Notes: FY 2022-23 results not available until early 2024					



FC 166 — Health Agency - Behavioral Health

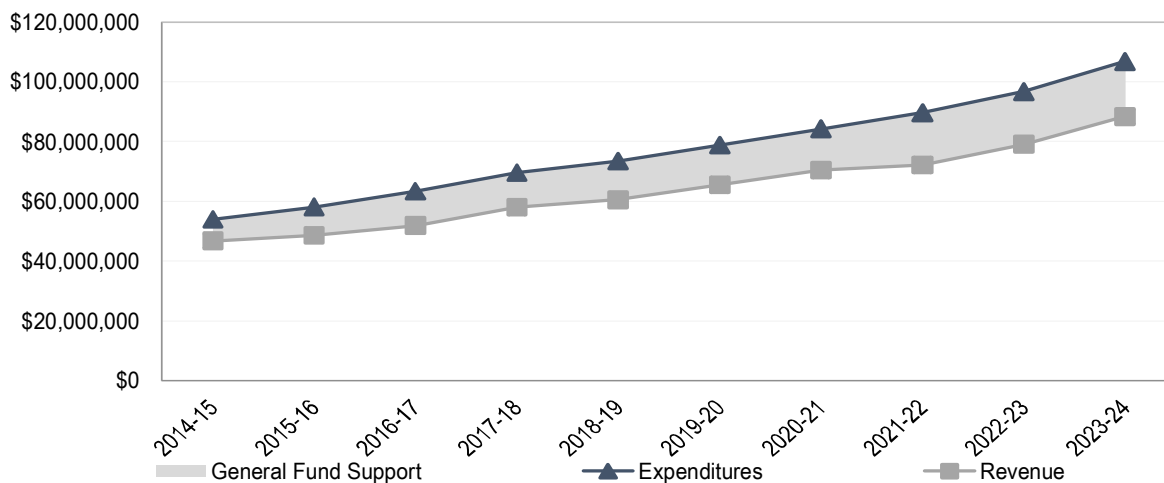
Nick Drews - Health Agency Director

Behavioral Health provides services and programs countywide for individuals experiencing symptoms related to disabling mental illnesses and substance abuse disorders.

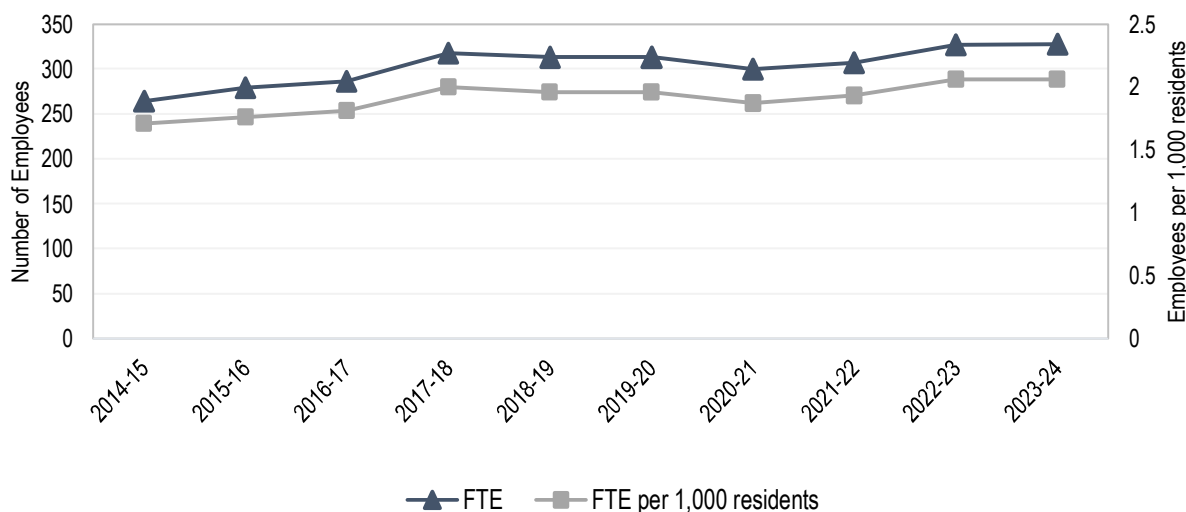
BUDGET AT A GLANCE

	FY 2023-24 Adopted	Change from FY 2022-23 Adopted	% Change
Expenditures	\$106,822,257	\$10,089,954	10%
Revenue	\$88,381,050	\$9,268,895	12%
General Fund Support	\$18,441,207	\$821,059	5%
Staffing Levels	327.75 FTE	0.75 FTE	<1%

Ten Year Budget History



Ten Year Staffing History



Health and Human Services

MISSION STATEMENT

Behavioral Health (BH) works in collaboration with the community to ensure that all individuals affected by mental illness and/or substance use are served through culturally inclusive, diverse, and strength-based programs centered around clients and families. Services are designed to promote and improve emotional and physical health, safety, recovery, and overall quality of life.

SERVICE PROGRAMS

Behavioral Health has a total expenditure level of \$108,820,569 and a total staffing level of 327.75 FTE to provide the following services:

Outreach and Education

Outreach and Education programs provide engagement through advocacy, education, and awareness with a goal of increasing recognition of the early signs of mental illness and addiction; stigma and discrimination reduction; suicide and crisis prevention; and increasing access to services.

Total Expenditures: \$5,026,058
General Fund Support: \$82,097
Total Staffing (FTE): 10.25

Prevention

Behavioral Health Prevention programs include efforts to increase access to underserved populations; provide linkage and referral at the earliest onset of substance use disorders and mental illness; strategies, programs and initiatives which reduce personal, social, health, and economic consequences resulting from problematic alcohol or other drug availability.

Total Expenditures: \$3,628,745
General Fund Support: \$82,097
Total Staffing (FTE): 16.25

Early Intervention

Early Intervention programs are intended to prevent mental illness and substance use from becoming severe and reduce the duration of untreated severe mental illness and addiction, allowing people to live fulfilling, productive lives. Behavioral Health programs range in activity from student substance abuse and mental health screening, user education, brief intervention, and individual and group counseling.

Total Expenditures: \$1,530,925
General Fund Support: \$110,917
Total Staffing (FTE): 6.00

Treatment

A Behavioral Health interdisciplinary team provides a range of specialty mental health services and substance use disorder services including individual, family, and group therapy; rehabilitation services; intensive home-based services; case management; intensive care coordination and psychiatric services and medications support for adults and children.

Total Expenditures: \$74,694,985
General Fund Support: \$8,555,589
Total Staffing (FTE): 258.00

Residential

Residential Services in Behavioral Health includes a range of locked facilities supporting individuals with mental illness to local residential housing supports for individuals receiving specialty mental health services or substance use treatment.

Behavioral Health contracts with local and statewide residential treatment providers for individuals receiving specialty mental health services and for individuals requiring residential treatment to address a substance use disorder. Behavioral Health also provides case management services and ongoing treatment services for clients living in local Recovery Residences and statewide locked mental health facilities.

Total Expenditures: \$23,939,856
General Fund Support: \$9,610,506
Total Staffing (FTE): 37.25

ACCOMPLISHMENTS AND OBJECTIVES

Following are some of the department's notable accomplishments for FY 2022-23 and some specific objectives for FY 2023-24:

FY 2022-23 Accomplishments

- In the first two quarters of FY 2022-23, provided outpatient mental health services to 5,673 clients, which is approximately 9% of the eligible Medi-Cal population in the County. This is compared with the average medium sized county penetration rate of approximately 3%.
- Served 1,253 individuals through the Drug Medi-Cal system during the first six months of FY 2022-23, approximately 2% of the eligible Medi-Cal population in the County. This is compared to an average penetration rate of approximately 1% in other medium sized counties.
- Approximately 57,960 individuals (21% of the County) were reached through Prevention and Outreach activities during FY 2021-22, exceeding the Department's target of engaging 10% of the population annually. This level of outreach is expected to increase through FY 2022-23 and the Department has raised its annual goal to 15%, as the Department has recently added a Spanish-language Public Information Specialist to its communications team in an effort to expand wellness messaging and resource navigation to the Latino/x community.

- Student Mental Health programs have been expanded through grant opportunities. These grants have allowed Behavioral Health to expand services directly on school sites, increasing the number of students who can access mental health care. The number of middle schools served by Behavioral Health has expanded from 6 to 12 of the county's 14 public middle schools.
- The Department's new Paso Robles site has improved access to more Medi-Cal beneficiaries for whom transportation has been a barrier to care and has expanded services. The Paso Robles location opened in FY 2022-23 and has increased access to drug and alcohol services for eligible Paso Robles residents by 10%
- Completed renovation of 2180 Johnson Ave. to house Justice Division programs. The offices have all been filled and services are being provided in this space.
- Maintain adequate level of staffing to meet state and federal regulatory requirements, including use of telehealth platforms. Goal: Reduce wait times for access and therapy to meet state requirements. Department has met timely access goals.
- The Department's Veterans Treatment Court program is using grant funds to enhance screening and intervention for co-occurring disorders and improve training for peer mentors. The Department increased substance use screening and intervention capacity for 14 individuals in the first half of FY 2022-23, with the ongoing goal to serve 30 annually over the course of the grant program.
- The Department continued to improve and enhance efforts to broaden the representation of staff and better provide services to vulnerable populations. This involved several initiatives which began in FY 2021-22 and continued in FY 2022-23. The Department established a Program Manager position to identify and address issues of diversity, equity, and inclusion (DEI), in staff development and service provision. In FY 2022-23 the DEI Coordinator produced a Behavioral Health recruitment and retention guide for Human Resources, revised DEI Committee Bylaws, increased meeting frequency from four to six annually and continued expanding consumer representation in the committee. The DEI Coordinator developed a yearly training plan as part of staff engagement and professional growth to reach 85-90% of BH staff.
- The Department continues to implement the recommendations of its LGBTQA+ Work Group, a staff-driven initiative to expand training, improve cultural competence, and improve access to a key underserved population. This includes LGBTQA+-affirming signage distributed throughout the Behavioral Health clinics, website improvements, and additional training being offered in FY 2022-23.
- The Department added new Case Manager and Program Supervisor positions to expand its Latino Outreach Program. This has been an effort to meet the growing demand for services while facing a decline in available bilingual/bicultural therapists. Case managers will be able to maintain service engagement for 130 clients, and the program has increased its efforts to develop new and improved recruitment and retention strategies to have appropriate therapeutic staffing to meet the needs of the Spanish language population.
- Establish a 15-bed residential treatment and withdrawal management facility at 34 Prado that is licensed by the State of California Department of Health Care Services and operated by Sun Street Centers to provide much needed levels of care treatment for substance use disorders. Goal: Open 15 Bed facility by June 2022. Reduce out of county residential treatment stays proportionally. Due to delays in Medi-Cal and licensing processes, facility opened on August 16, 2022.

- Added a Business Analyst with Mental Health Service Act funding to navigate the requirements and shifting opportunities of state and federal programs and funding within Behavioral Health. Most significantly, this includes the State’s move to California Advancing and Innovating Medi-Cal (CalAIM) Payment Reform in July 2023. Business Analyst will also work closely with the Director to coordinate other projects within the department.
- Added an Administrative Services Manager with Mental Health Services Act funding to coordinate fiscal processes that will be impacted by CalAIM Payment Reform as well as provide higher level reporting to management and fiscal leadership to the senior accountants.
- Added an additional Adult Outpatient Case Manager. This has been a continued effort to help consumers remain engaged and in maintenance of their treatment, wellness, and recovery. The overall goal for case managers is to provide navigation for various systems, advocacy, and support for loved ones and family members of mental health consumers. Case managers will be able to provide this level of service engagement for 130 clients.

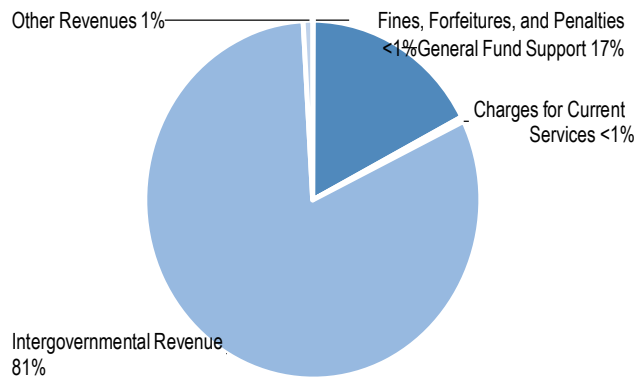
FY 2023-24 Objectives

- Complete comprehensive Behavioral Health Strategic Plan process, including the completion of a grant-funded Gap Analysis project with community partners. The process will include interviews and focus groups with interested community parties, analysis of known state and federal initiatives, capacity assessment, and development of strategic goals and objectives for the next five years. Goal: Produce a Behavioral Health Strategic Plan prioritizing implementation of CalAIM goals and objectives, addressing the needs of community members who are unhoused or at risk of losing housing, and coordination of care with CenCal and other partnerships with a variety of entities and providers throughout the County.
- Complete objectives associated with CalAIM (Advancing and Innovating Medi-Cal) as required by the State, including payment reform.
- The Department will use data gathered through the current Gap Analysis project to determine the number of mobile crisis teams which can serve the community under this new benefit. Goal: Develop additional Mobile Crisis Medi-Cal benefit services by December 2023 as directed by the State Department of Health Care Services.
- As opioid-related deaths continue to be a significant public health issue, the Department is expanding its Opioid Overdose Prevention efforts in the current and next fiscal year. This includes the introduction of public access to Narcan (overdose reversal drug) in community locations. Goal: By the end of FY 2023-24 the Department will have placed and stocked 30 “Naloxboxes” in key locations (e.g., libraries, parks) throughout the county and expanded its parent education programs to each school district.
- The Department will identify a site to integrate youth mental health and substance use services in the south county. The need for appropriate space for youth has grown as current leased properties in south county have proven inadequate and the need for treating youth with co-occurring disorders has increased. Goal: Locate a clinic space for 25-30 staff in the Five Cities region for integrating youth substance use and mental health services to serve approximately 600 youth and families annually.

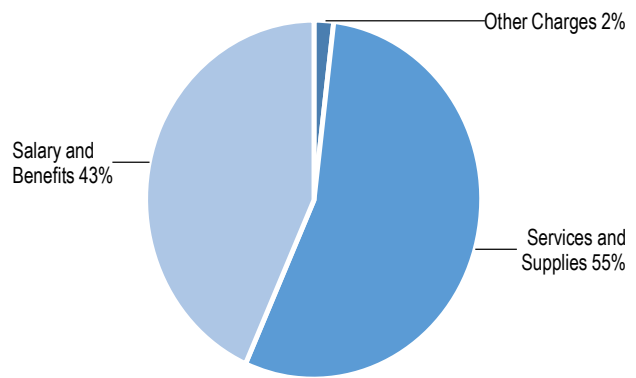
FINANCIAL SUMMARY

	FY 2022-23 Adopted	FY 2022-23 Actual	FY 2023-24 Recommended	FY 2023-24 Adopted	Change from FY 2022-23
Fines, Forfeitures, and Penalties	\$76,000	\$68,578	\$72,000	\$72,000	\$(4,000)
Intergovernmental Revenue	\$77,720,425	\$76,903,952	\$86,515,490	\$86,818,549	\$9,098,124
Charges for Current Services	\$352,527	\$439,715	\$492,081	\$492,081	\$139,554
Other Revenues	\$963,203	\$990,743	\$998,420	\$998,420	\$35,217
Interfund	\$0	\$191,598	\$0	\$0	\$0
Total Revenue	\$79,112,155	\$78,594,586	\$88,077,991	\$88,381,050	\$9,268,895
Salary and Benefits	\$42,355,218	\$38,559,726	\$46,894,179	\$47,197,238	\$4,842,020
Services and Supplies	\$54,791,784	\$57,233,743	\$59,553,586	\$59,553,586	\$4,761,802
Other Charges	\$2,069,745	\$2,068,203	\$2,069,745	\$2,069,745	\$0
Gross Expenditures	\$99,216,747	\$97,861,673	\$108,517,510	\$108,820,569	\$9,603,822
Less Intrafund Transfers	\$(2,484,444)	\$(2,151,556)	\$(1,998,312)	\$(1,998,312)	\$486,132
Net Expenditures	\$96,732,303	\$95,710,117	\$106,519,198	\$106,822,257	\$10,089,954
General Fund Support	\$17,620,148	\$17,115,531	\$18,441,207	\$18,441,207	\$821,059

Source of Funds



Use of Funds



COUNTY ADMINISTRATOR’S COMMENTS AND RECOMMENDATIONS

The level of General Fund support for this fund center is recommended to increase by \$821,059 or 5% compared to FY 2022-23 adopted levels. The General Fund support increase is driven by an increase in expenditures for salary and benefits and professional services. There is a total of \$109,000 included in the budget to be funded with ARPA funds for restoration of government services.

Revenues are recommended to increase by \$9.0 million or 10% driven primarily by a \$8.82 million or 11% increase in intergovernmental revenue. This increase in intergovernmental revenue is primarily driven by a \$3.7 million or 20% increase in MHSA revenue and a \$2.7 million or 23% increase in Realignment revenue compared to the FY 2022-23 adopted budget.

Expenditures are recommended to increase by \$9.8 million or 10%. Salaries and benefits are recommended to increase by \$4.5 million or 11%, driven primarily by negotiated salary and benefit increases. Services and supplies are recommended to increase by \$4.8 million or 9%, primarily due to expenditures associated with an increase in professional services.

The FY 2023-24 recommended Position Allocation List (PAL) for the department includes a net decrease of 0.25 FTE compared to the FY 2022-23 adopted PAL.

FY 2022-23 Mid-Year PAL Changes:

On July 12, 2022, the Board approved the following changes to the department's PAL:

- Deletion of 1.00 FTE Limited Term Administrative Services Officer I/II due to realignment of positions to Public Health.

On December 6, 2022, the Board approved the following changes to the department's PAL:

- Addition of 1.00 FTE Administrative Services Manager
- Addition of 1.00 FTE Behavioral Health Nurse Practitioner
- Addition of 3.00 FTE Behavioral Health Program Supervisor
- Addition of 2.00 FTE Behavioral Health Specialist I/II/III
- Addition of 1.00 FTE Business Systems Analyst I/II/III
- Addition of 1.00 FTE Health Information Technician I/II/III
- Addition of 2.00 FTE Program Manager I/II
- Addition 1.00 FTE Public Information Specialist I/II/III
- Addition 1.00 Limited Term FTE Administrative Services Officer I/II (ending 11/30/2024)
- Addition 1.00 Limited Term FTE Behavioral Health Clinician I/II/III (ending 11/30/2024)
- Deletion of 5.00 FTE Behavioral Health Clinician I/II/III
- Deletion of 0.50 FTE Behavioral Health Worker I/II/III
- Deletion of 0.50 FTE Licensed Psychiatric Technician/LV Nurse
- Deletion of 0.75 FTE Behavioral Health Nurse Practitioner
- Deletion of 0.50 FTE Behavioral Health Nurse Practitioner to support requirements associated with California Advancing and Innovating Medi-Cal (CalAIM) initiative, to improve Administrative support pending contracting of the Psychiatric Health Facility (PHF), and to improve support for County Behavioral Health efforts.

On March 7, 2023 in the Second Quarter Financial Status Report, the Board approved the following change to the department's PAL:

- Deletion of 0.50 Limited Term FTE Behavioral Health Specialist I/II/III (expiring 8/30/22)
- Deletion of 0.50 Limited Term FTE Behavioral Health Clinician I/II/III (expiring 9/30/22)
- Deletion of 0.50 Limited Term FTE Behavioral Health Worker I/II/III (expiring 12/31/22)
- Deletion of 1.00 Limited Term FTE Behavioral Health Clinician I/II/III (expiring 12/31/22)

FY 2022-23 Recommended PAL Changes:

The following positions are being eliminated as part of the recommended budget:

- Deletion of 2.00 Limited Term FTE Behavioral Health Clinician I/II/III (expiring 3/31/23 and 6/30/23)
- Deletion of 3.00 Limited Term FTE Behavioral Health Specialist I/II/III (two expiring 6/30/23 and one expiring 3/31/23)

The following positions are being recommended as Budget Augmentation requests as part of the recommended budget:

- Add 1.00 FTE Administrative Assistant for the Paso Robles Mental Health clinic.
- Conversion of funding to support the Community Action Team, currently funded by the Substance Abuse and Mental Health Services Administration (SAMHSA) grant which expires September 29, 2023, to continue through June 30, 2024. The team includes 2.00 FTE Licensed Psych Technicians and a 1.00 FTE Limited Term Behavioral Health Specialist I/II/III. The extension of the Limited Term to June 30, 2024 is also requested (not a net increase, funding source change).

The FY 2022-23 Recommended Budget includes funds that will maintain services at current levels.

BOARD ADOPTED CHANGES

As part of the Supplemental Budget document, the Board amended the Position Allocation List (PAL) for this fund center to carry forward changes approved on:

April 18, 2023, Extend one 1.00 Limited Term FTE Licensed Psychiatric Technician I/II/III (through June 30, 2026), extend one 1.00 Limited Term FTE Behavioral Health Specialists I/II/III (through June 30, 2026), delete two 1.00 FTE Behavioral Health Clinicians I/II/III, add the following three positions: One 1.00 FTE Program Manager I/II; One 1.00 FTE Administrative Services Officer I/II; One 1.00 Limited Term FTE Administrative Services Officer I/II (through June 30, 2026). This change will increase expenditures and revenue by \$303,059. There is no net impact on the level of General Fund support.

BUDGET AUGMENTATION REQUESTS ADOPTED

Title: Add 1.0 FTE Administrative Assistant for the Paso Robles Mental Health clinic.	
Expense:	Funding Source(s):
\$87,962	Medi-Cal and Mental Health Services Act (MHSA): \$87,962
Intended Results:	
<ol style="list-style-type: none"> 1. Provision of quality and timely customer service. 2. Efficient management and processing of patient requests, applications, and payment processing. 3. Consistency of response to community requests for mental health services. 4. Effective medical records maintenance to ensure intake documentation is completed in a timely fashion, thereby reducing risk of disallowance for reimbursement. 	

<p>Title: Requests support to allow the Community Action Team, currently funded by the Substance Abuse and Mental Health Services Administration (SAMHSA) grant which expires September 29, 2023, to continue through June 30, 2024. The team includes 2.0 FTE Licensed Psych Technicians and a 1.0 FTE Limited Term Behavioral Health Specialist I/II/III. The extension of the Limited Term to June 30, 2024 is also requested.</p>	
Expense:	Funding Source(s):
\$287,747	MHSA: \$287,747
<p>Intended Results:</p> <ol style="list-style-type: none"> Six hundred (600) contacts will be conducted annually in the field, and by outreach to known individuals who are frequently detained by law enforcement and have a SMI or COD. Each year, approximately 120 individuals will be provided ongoing interventions and referral contacts. Divert 75% of calls for service responded to by BH CAT from arrest and booking. 	

BUDGET AUGMENTATION REQUESTS NOT ADOPTED

None.

GOALS AND PERFORMANCE MEASURES

<p>Department Goal: To help individuals experiencing severe mental illness or serious emotional disturbance to be as functional and productive as possible in the least restrictive and least costly environments.</p>					
<p>1. Performance Measure: Average annual cost of services per unduplicated Medi-Cal client.</p>					
<p>This measure calculates the annual cost of Medi-Cal services divided by annual Medi-Cal clients served based on Medi-Cal approved claims.</p>					
	FY 2019-20	FY 2020-21	FY 2021-22	FY 2022-23	FY 2023-24
Target	6,092.00	6,275.00	6,275.00	6,406.16	7,386.02
Actual	6,666.91	6,874.39	6,962.04	6,647.39	
<p>Notes: FY 2022-23 actual costs of Medi-Cal services were 3.63% over target as the department experienced an overall increase in costs for providing service.</p>					
<p>2. Performance Measure: Net Mental Health Services Act (MHSA) operating cost per unduplicated full service partnership enrollee.</p>					
<p>The Community Services and Support component of the Mental Health Services Act (MHSA) includes full service partnership (FSP) programs that are designed to provide intensive and essential support to clients. Clients participating in FSP programs experience severe mental illness and need additional support to meet their basic living requirements. MHSA FSP incorporates the Recovery Vision principle, which ensures that clients receive resources and services to make sure their basic living needs are met. To accomplish this, FSP funds can be used for food, shelter, medical, and transportation when all other payment resources have been exhausted. By meeting the clients' basic needs, clients more readily accept mental health services, moving toward a faster recovery. The cost per unduplicated FSP enrollee is determined by taking the net amount of MHSA FSP dollars spent in client services deducted by any reimbursements from other revenue sources, such as Medi-Cal and Early Periodic, Screening, Diagnosis & Treatment funding, and then divided by the number of unduplicated clients served.</p>					
	FY 2019-20	FY 2020-21	FY 2021-22	FY 2022-23	FY 2023-24
Target	26,934.00	31,235.00	31,525.00	30,158.00	44,381.05
Actual	21,157.92	26,337.50	43,060.52	56,698.00	
<p>Notes: FY 2022-23 actual Medi-Cal clients served decreased by 42% from target. The net MHSA operating cost per FSP client for FY 2022-23 was \$56,698 which is approximately 47% higher than the adopted amount. This is due to an increase in costs of unbudgeted approved salary increases, increase in contractual services costs, and a decrease in the number of clients served. FY 2022-23 actual costs of Medi-Cal services increased by 9% from target as more services were provided.</p>					

Department Goal: To reduce alcohol and other drug-related problems by providing high quality evidence based prevention strategies in the community.

3. Performance Measure: Percentage of clients who report reduced, eliminated, or maintained sobriety from alcohol or other drug use upon completion from Drug and Alcohol Services (DAS) treatment.

Decreasing, eliminating, or maintaining sobriety from alcohol and other drug use demonstrates the impact of treatment and its subsequent effect on behavior.

	FY 2019-20	FY 2020-21	FY 2021-22	FY 2022-23	FY 2023-24
Target	95.00%	95.00%	89.00%	95.00%	95.00%
Actual	98.30%	96.05%	96.62%	94.00%	

Notes: Out of the 293 successful completions in FY 2022-23, 19 clients reported drug use and/or relapsed which resulted in an arrest or prison time. This leaves 274 clients that successfully maintained sobriety after completing the program, providing a 94% post treatment program success rate.

4. Performance Measure: Percentage of the county's population reached through Behavioral Health Prevention services.

The percentage of the county's population reached through Behavioral Health Prevention campaigns and activities, which engage community members by providing education and information about alcohol and other drugs along with positive alternatives to alcohol and drug use.

	FY 2019-20	FY 2020-21	FY 2021-22	FY 2022-23	FY 2023-24
Target	10.00%	23.00%	10.00%	10.00%	15.00%
Actual	48.58%	23.50%	20.50%	19.47%	

Notes:



FC 375 — Health Agency - Driving Under the Influence

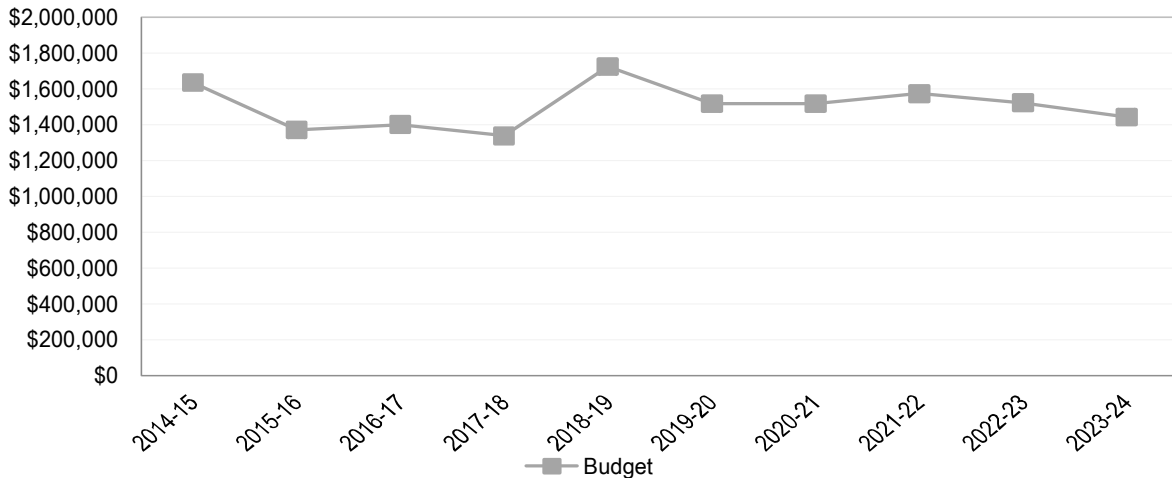
Nick Drews - Health Agency Director

Driving Under the Influence (DUI) provides services to individuals countywide with convictions related to driving under the influence of drugs or alcohol. DUI operates as a Special Revenue Fund outside the County General Fund and is funded primarily through user fees.

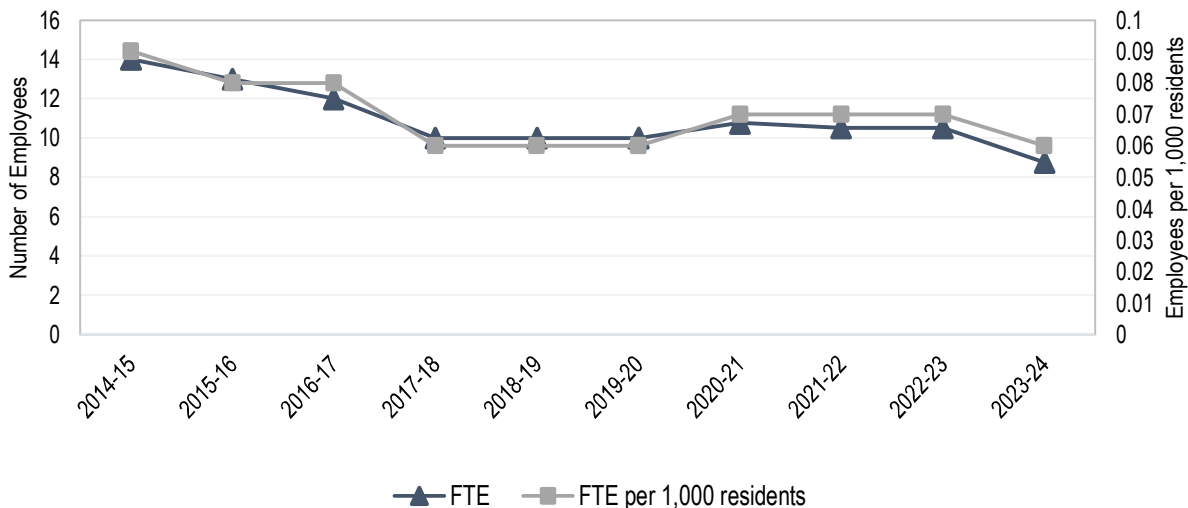
BUDGET AT A GLANCE

	FY 2023-24 Adopted	Change from FY 2022-23 Adopted	% Change
Expenditures	\$1,443,541	\$(78,397)	(5)%
Revenue	\$1,443,541	\$(78,397)	(5)%
Staffing Levels	8.75 FTE	(2.00) FTE	(17)%

Ten Year Budget History



Ten Year Staffing History



MISSION STATEMENT

Driving Under the Influence programs promote safe, healthy, responsible, and informed choices concerning alcohol and other drugs through programs responsive to community needs and designed to meet state program guidelines.

SERVICE PROGRAMS

The Driving Under the Influence (DUI) fund center has a total expenditure level of \$1,398,317 and a total staffing level of 8.75 FTE to provide the following services:

First Offender Program

The First Offender program is three months long and is a continuing series of education, group and individual sessions that increase the level of awareness regarding problem drinking or substance use disorders. The program encourages participants to reduce incidents of driving under the influence and to make safe, healthy, responsible and informed choices concerning alcohol and other drugs. For persons who have been convicted of a first DUI and have a blood alcohol level of .20% or higher, the Extended First Offender Program is nine months long and is a continuing series of education, group, and individual sessions.

Total Expenditures: \$672,589
General Fund Support: \$0.00
Total Staffing (FTE): 4.20

Multiple Offender Program

The Multiple Offender program is an eighteen-month intervention program for drivers who are multiple offenders of driving under the influence of alcohol or other drugs (two or more offenses within a ten year period). This program consists of group and individual counseling and education sessions. There are 26 biweekly individual and 26 biweekly group sessions for the first twelve months of the program, with a subsequent six months of case management.

Total Expenditures: \$698,260
General Fund Support: \$0.00
Total Staffing (FTE): 4.35

Wet Reckless Program

The Wet Reckless Program is for clients with a blood alcohol level of less than .08% or under the influence of other drugs. It consists of an abbreviated 12-hour program that includes six education sessions.

Total Expenditures: \$12,836
General Fund Support: \$0.00
Total Staffing (FTE): 0.10

Young Adult Programs

Drug and Alcohol Services offers two Young Adult programs for substance impaired drivers ages 18 through 20. Young Adults 1 participants are those arrested with a blood alcohol level of .08% or lower, under the influence of other drugs, or who refused testing when arrested. Young Adult

1 participants complete a course of six educational sessions. Young Adult 2 participants are those arrested with a blood alcohol level of .08% or higher, and must complete a course of ten educational sessions, three individual sessions, and five group counseling sessions.

Total Expenditures: \$14,633
General Fund Support: \$0.00
Total Staffing (FTE): 0.10

ACCOMPLISHMENTS AND OBJECTIVES

Following are some of the department’s notable accomplishments for FY 2022-23 and some specific objectives for FY 2023-24:

FY 2022-23 Accomplishments

- The enrollment process was changed from scheduled appointments to walk-in enrollments. This has significantly reduced the amount of time potential clients have to wait to enroll in the DUI program. DUI enrollment walk-ins are currently being offered in San Luis Obispo and Paso Robles.
- The DUI program has continued to increase in person DUI services in Grover Beach, San Luis Obispo, and Paso Robles.

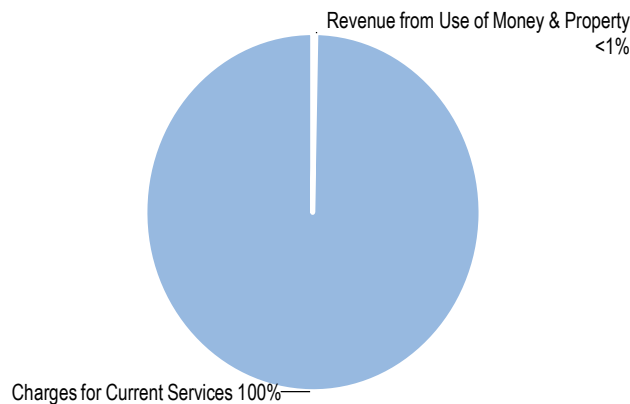
FY 2023-24 Objectives

- The DUI program will increase the number of groups provided in Spanish each week. The demand for services in Spanish has been increasing.
- The DUI database will have its billing functionality improved so it is more useful for DUI Program staff and billing related tasks will be simplified to reduce that amount of time spent on them.

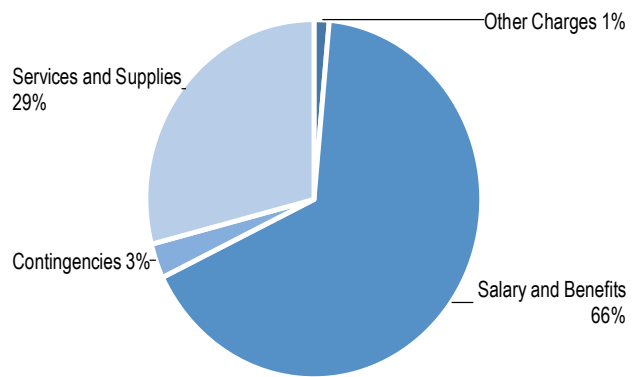
FINANCIAL SUMMARY

	FY 2022-23 Adopted	FY 2022-23 Actual	FY 2023-24 Recommended	FY 2023-24 Adopted	Change from FY 2022-23
Revenue from Use of Money & Property	\$4,138	\$6,641	\$4,093	\$4,093	\$(45)
Intergovernmental Revenue	\$12,119	\$11,842	\$0	\$0	\$(12,119)
Charges for Current Services	\$1,505,681	\$943,612	\$1,439,448	\$1,439,448	\$(66,233)
Other Revenues	\$0	\$49,282	\$0	\$0	\$0
Interfund	\$0	\$136,499	\$0	\$0	\$0
Total Revenue	\$1,521,938	\$1,147,876	\$1,443,541	\$1,443,541	\$(78,397)
Total Financing Sources	\$1,521,938	\$1,147,876	\$1,443,541	\$1,443,541	\$(78,397)
Salary and Benefits	\$1,039,088	\$806,782	\$957,792	\$957,792	\$(81,296)
Services and Supplies	\$404,867	\$395,055	\$419,520	\$419,520	\$14,653
Other Charges	\$20,833	\$20,833	\$21,005	\$21,005	\$172
Gross Expenditures	\$1,464,788	\$1,222,670	\$1,398,317	\$1,398,317	\$(66,471)
Contingencies	\$57,150	\$0	\$45,224	\$45,224	\$(11,926)
Total Financing Requirements	\$1,521,938	\$1,222,670	\$1,443,541	\$1,443,541	\$(78,397)

Source of Funds



Use of Funds



COUNTY ADMINISTRATOR’S COMMENTS AND RECOMMENDATIONS

Driving Under the Influence (DUI) is a Special Revenue Fund self-supported through participant fees and does not receive any General Fund support.

Total financing sources are recommended to decrease by \$78,397 or 5%, driven primarily by a \$66,233 decrease in charges for current services. Expenditures are recommended to decrease by \$66,471 or 5%. Most notably, salaries and benefits are recommended to decrease by \$81,296 or 8% due primarily to the changes listed below as part of the recommended budget.

The FY 2023-24 recommended Position Allocation List (PAL) for the department includes a net change of 1.75 FTE compared to the FY 2022-23 adopted PAL.

FY 2022-23 Recommended PAL Changes:

- Deletion of 1.00 FTE Behavioral Health Specialist I/II/III due to a reduction in funding levels
- Deletion of 1.00 FTE Behavioral Health Program Supervisor due to a reduction in funding levels
- Addition of a 0.75 FTE Behavioral Health Program Supervisor due to a reduction in funding levels
- Deletion of 0.50 FTE Limited Term Behavioral Health Specialist I/II/III due to position expiring

The Recommended Budget for DUI includes funds that will maintain services at current levels.

BOARD ADOPTED CHANGES

None.

BUDGET AUGMENTATION REQUESTS ADOPTED

None requested.

GOALS AND PERFORMANCE MEASURES

Department Goal: To enhance public safety by providing efficient and effective intervention and education to court ordered individuals referred for driving under the influence of alcohol or other drugs.

1. Performance Measure: Percentage of First Offender Driving Under the Influence (DUI) program completers who re-offend and are remanded to the Multiple Offender Program within 12 months of First Offender Program completion.

Measures recidivism and effectiveness of the First Offender program.

	FY 2019-20	FY 2020-21	FY 2021-22	FY 2022-23	FY 2023-24
Target	1.00%	1.00%	1.00%	1.00%	0.50%
Actual	1.15%	1.00%	1.00%	1.00%	

Notes:

2. Performance Measure: Percentage of participants completing a client satisfaction survey who rate Driving Under the Influence services at the levels of Very Satisfied or Extremely Satisfied.

Measures client satisfaction with the services provided by Driving Under the Influence staff.

	FY 2019-20	FY 2020-21	FY 2021-22	FY 2022-23	FY 2023-24
Target	85.00%	86.00%	86.00%	86.09%	87.50%
Actual	83.96%	100.00%	85.92%	49.13%	

Notes: Although our Very Satisfied and Extremely Satisfied responses are down significantly, it is because we have had a huge increase in satisfied. Out of the 460 responses only 23 total were not at least satisfied. The Health Agency finds these results to be satisfactory with the number of staffing vacancies and length of waitlists for Clients.



FC 351 — Health Agency - Emergency Medical Services

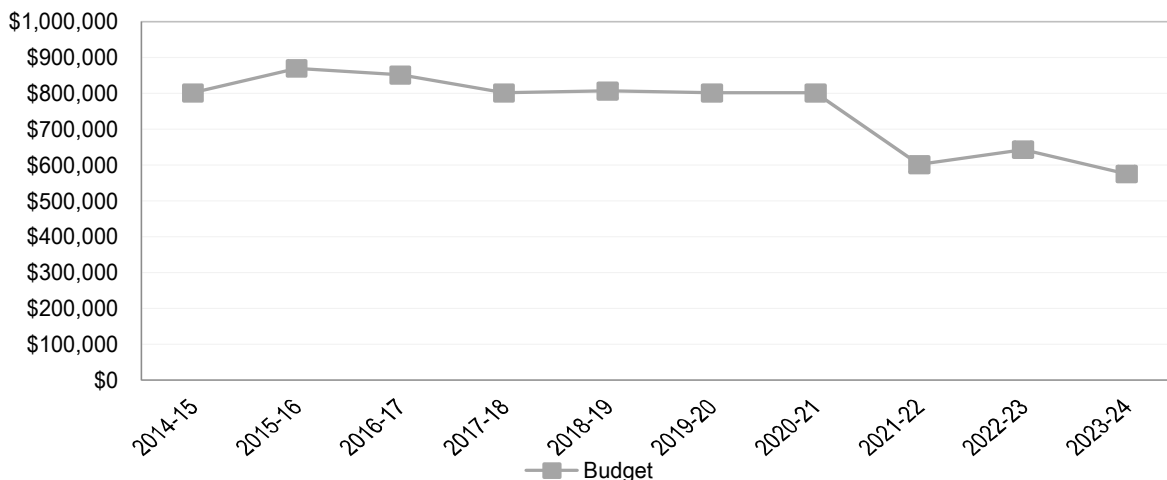
Nick Drews - Health Agency Director

Emergency Medical Services provides funding to medical providers to offset uncompensated emergency room care and to help fund the County’s pre-hospital emergency medical care system. Emergency Medical Services is a Special Revenue Fund outside the County General Fund and is funded by fines established through the Court.

BUDGET AT A GLANCE

	FY 2023-24 Adopted	Change from FY 2022-23 Adopted	% Change
Expenditures	\$575,000	\$(67,714)	(11)%
Revenue	\$575,000	\$(67,714)	(11)%
Staffing Levels	0.00 FTE	0.00 FTE	<1%

Ten Year Budget History



PURPOSE STATEMENT

The Emergency Medical Services fund is part of the Health Agency’s Health Care Services Division. Assessments on court fines are used to compensate medical providers for uncompensated emergency room care and to offset the cost of the local Emergency Medical Services Agency.

SERVICE PROGRAMS

The County of San Luis Obispo’s Emergency Medical Services fund functions under Public Health and has a total expenditure level of \$575,000 to provide the following services:

Emergency Medical Services Fund

The Emergency Medical Services fund, also known as Maddy and Richie Funds, are derived from an assessment on fines established through the Court system. These funds pay physicians, designated hospitals, and other providers of emergency medical care for uncompensated emergency room care, and partially fund the Emergency Medical Services Agency for regulation of the pre-hospital emergency medical care system.

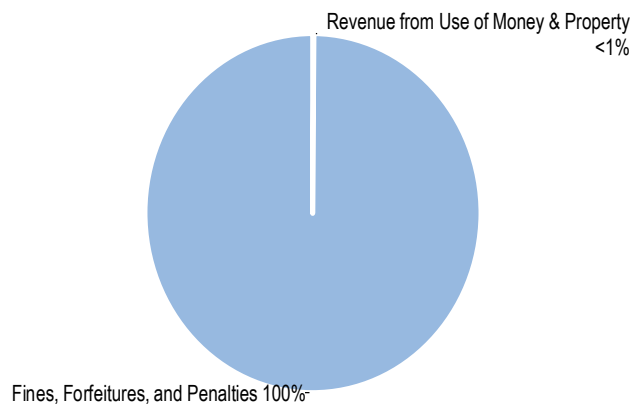
Total Expenditures: \$575,000
General Fund Support: \$0.00
Total Staffing (FTE): *

*Staffing is reflected in Fund Center 160 – Public Health

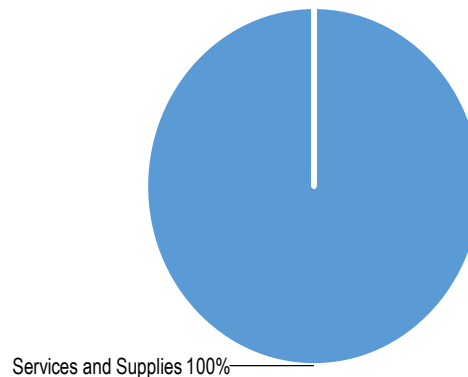
FINANCIAL SUMMARY

	FY 2022-23 Adopted	FY 2022-23 Actual	FY 2023-24 Recommended	FY 2023-24 Adopted	Change from FY 2022-23
Fines, Forfeitures, and Penalties	\$600,001	\$552,140	\$574,267	\$574,267	\$(25,734)
Revenue from Use of Money & Property	\$750	\$3,208	\$733	\$733	\$(17)
Total Revenue	\$600,751	\$555,348	\$575,000	\$575,000	\$(25,751)
Fund Balance Available	\$41,963	\$0	\$0	\$0	\$(41,963)
Total Financing Sources	\$642,714	\$555,348	\$575,000	\$575,000	\$(67,714)
Services and Supplies	\$642,714	\$543,992	\$575,000	\$575,000	\$(67,714)
Gross Expenditures	\$642,714	\$543,992	\$575,000	\$575,000	\$(67,714)
Total Financing Requirements	\$642,714	\$543,992	\$575,000	\$575,000	\$(67,714)

Source of Funds



Use of Funds



COUNTY ADMINISTRATOR’S COMMENTS AND RECOMMENDATIONS

Emergency Medical Services (EMS) is a Special Revenue Fund self-supported through an assessment on fines established through the Court system and does not receive any General Fund support.

Revenues and expenditures are recommended to decrease by \$67,714 or 11%, due to a decrease in revenue collected. Expenditures in this budget, which are for payments to physicians, hospitals, and other providers of emergency medical care for uncompensated emergency room care, are driven by available funding.

This fund center does not have a Position Allocation List and no service level impacts are expected.

BOARD ADOPTED CHANGES

None.

BUDGET AUGMENTATION REQUESTS ADOPTED

None requested.



FC 160 — Health Agency - Public Health

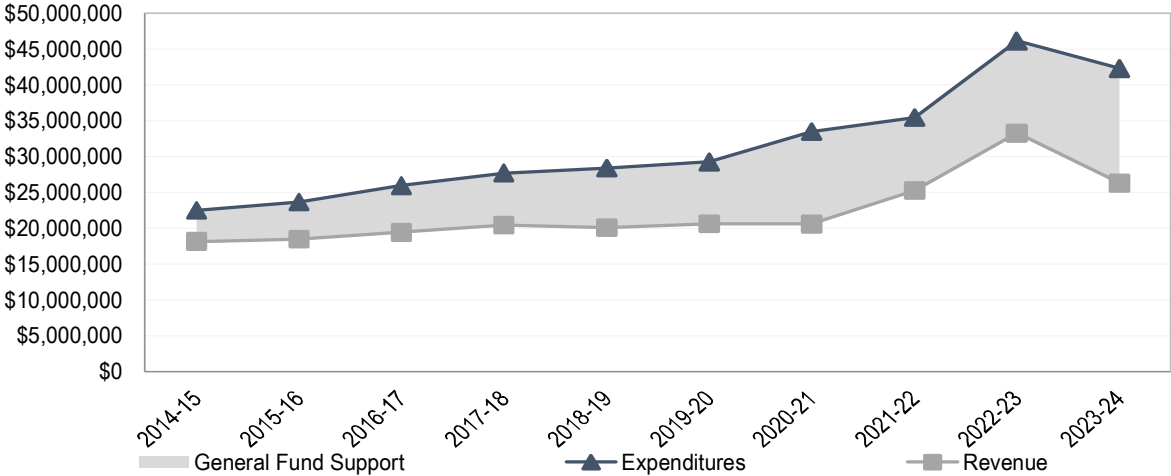
Nick Drews - Health Agency Director

Public Health provides a broad range of services and programs to residents countywide related to community and environmental health, medical services, and public health.

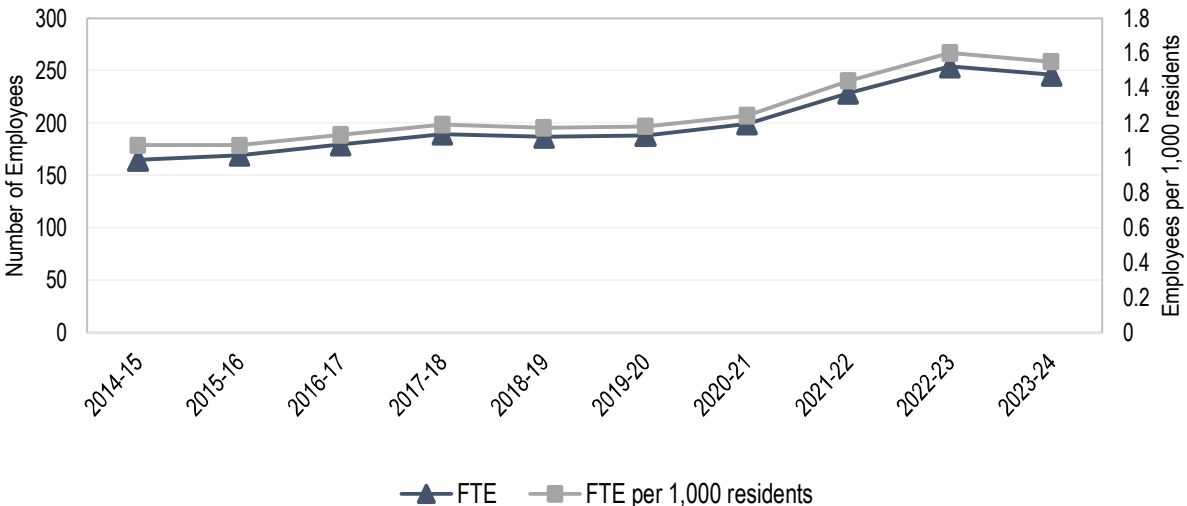
BUDGET AT A GLANCE

	FY 2023-24 Adopted	Change from FY 2022-23 Adopted	% Change
Expenditures	\$42,262,601	\$(3,841,609)	(8)%
Revenue	\$26,279,601	\$(6,967,663)	(21)%
General Fund Support	\$15,983,000	\$3,126,054	24%
Staffing Levels	244.25 FTE	(9.25) FTE	(4)%

Ten Year Budget History



Ten Year Staffing History



Health and Human Services

MISSION STATEMENT

To promote, preserve and protect the health of all San Luis Obispo County residents through disease surveillance, health education, direct services, and health policy development.

SERVICE PROGRAMS

Public Health has a total expenditure level of \$47,594,901 and a total staffing level of 244.25 FTE to provide the following services:

Clinical and Communicable Disease Services

The Clinical and Communicable Disease Services Division was formed during FY 2021-22, having been separated from the larger Family Health Services Division. This Division provides direct care in three geographically distributed clinics in North, Central, and South County. Services include immunizations (child, adult, and travel); tuberculosis and sexually transmitted disease screening, diagnosis, and treatment; and reproductive health services including family planning and women's cancer screening. Communicable disease control is managed through this Division to include receipt of all mandated reportable conditions, outbreak response, viral hepatitis and HIV screening and referral, and communicable disease prevention education. The Division also provides forensic medical services for clients referred to the Suspected Abuse Response Team related to child and sexual abuse.

Total Expenditures: \$6,029,670
General Fund Support: \$3,499,314
Total Staffing (FTE): 42.00

Emergency Medical Services

The Emergency Medical Services Division includes the County's Emergency Medical Services Agency (EMSA) and the Public Health Emergency Preparedness (PHEP) Program. The EMSA provides training and regulatory oversight for the County's pre-hospital system of care, including all first responder medical direction, ambulance contracts, Base Station hospitals (wherein hospital-based medical staff communicate by radio with field medics) and Specialty Care Centers (ST-Evaluation Myocardial Infraction and Trauma). The PHEP program oversees planning, training, drills and response for health and medical aspects of disaster events within the county's operational area, in collaboration with healthcare partners and other emergency management responders.

Total Expenditures: \$1,496,018
General Fund Support: \$778,242
Total Staffing (FTE): 8.00

Environmental Health Services

The Environmental Health Services Division is responsible for protecting public health by preventing exposure to toxic substances, disease-causing agents, unsanitary conditions, other environmental hazards and in disaster-related events. Specific programmatic areas include, but are not limited to, body art safety, food safety, hazardous material management, land use and

well drilling oversight, radiological health, recreational swimming (pools, spas, and ocean water) oversight, vector control which includes efforts to plan for and address mosquitos that cause human disease, waste management, water quality, and storm water management.

Total Expenditures: \$5,463,156
General Fund Support: \$1,349,647
Total Staffing (FTE): 27.75

Health Care Access

The Health Care Access Division provides a mix of services that are aimed at assisting low-income, high-need populations in getting the full range of healthcare services they need. Specific services include health care navigation, assistance with health insurance enrollment in Covered California or Medi-Cal; and oversight of the Medically Indigent Services Program (MISP). MISP conducts enrollment, utilization review and payment for health care services under the State Welfare and Institutions Code mandate of counties to provide for medical care of eligible medically indigent adults who lack other health insurance coverage. Other program areas include oversight of the County's Care Coordination Coalition and Whole Person Care which provides coordinated health, behavioral health, and social services care for vulnerable populations The Oral Health Program resides in this division which seeks to assure access to preventive, diagnostic and treatment services as well as a dental home for all low-income children in the county. This division also includes Juvenile Services Center (JSC) medical services, which provides medical care for JSC wards through medical evaluations, daily sick call, administering prescribed medications, and coordinating referrals with substance use disorder and mental health programs.

Total Expenditures: \$2,023,811
General Fund Support: \$590,925
Total Staffing (FTE): 12.00

Health Promotion

The Health Promotion Division focuses on promoting a healthy community by empowering individuals, groups and organizations to take responsibility for adopting healthy behaviors and supporting policies that promote health. Program areas include tobacco control; community wellness (including nutrition and physical activity, and healthy communities); the Special Supplemental Nutrition Program for Women, Infants, and Children (WIC); senior fall prevention and child injury prevention; health equity; and community health improvement.

Total Expenditures: \$4,279,107
General Fund Support: \$1,143,307
Total Staffing (FTE): 34.00

Maternal and Child Health

The Maternal and Child Health Division was formed during FY 2021-22, having been separated from the larger Family Health Services Division. Maternal, Child, and Adolescent Health program services support prenatal nutrition education, screening for substance use in pregnancy, perinatal mood and anxiety disorders, and field nurse home visiting to high-risk pregnant and parenting families and first-time, low-income mothers to improve birth and early childhood outcomes. Medical case management programs include California Children's Services eligibility

determination and medical therapy for children with serious illnesses or disabilities; Child Health and Disability Prevention for medical, dental, vision and behavioral concerns; Health Care for Children in Foster Care; and Childhood Lead Poisoning Prevention.

Total Expenditures: \$8,966,856
General Fund Support: \$3,211,936
Total Staffing (FTE): 47.00

Public Health Laboratory

The Public Health Laboratory provides testing to physicians, health clinics and other laboratories for infectious diseases; to businesses and the public for water, shellfish, and other environmental microbial contamination; and serves as an advanced-capability, regional laboratory in the event of a bioterrorist attack or natural biological outbreak or pandemic.

Total Expenditures: \$3,060,626
General Fund Support: \$1,339,093
Total Staffing (FTE): 10.25

Health Agency and Public Health Administration

Health Agency Administration provides for general administration, information technology, electronic health records, contracts, facilities oversight, public information office, privacy and compliance and fiscal support for all Health Agency fund centers as well as oversight of the office of Public Guardian. Public Health Administration includes the Office of the Health Officer as well as the Policy, Evaluation and Planning (PEP) and Communications units. PEP services include performance management, quality improvement, accreditation, and policy development as well as specific programs such as Chronic Disease Epidemiology, Medical Marijuana Identification Cards, and Vital Records (birth and death certificates). Communications provides public outreach and education and multi-faceted media engagement. Health Agency administration includes administrative staff and expenditures allocated to all Health Agency fund centers.

Total Expenditures: \$16,275,657
General Fund Support: \$4,070,535
Total Staffing (FTE): 63.25

ACCOMPLISHMENTS AND OBJECTIVES

Following are some of the department's notable accomplishments for FY 2022-23 and some specific objectives for FY 2023-24:

FY 2022-23 Accomplishments

Responding to the COVID-19 pandemic continued to be a main effort of the Public Health Department over the past year. The following information reflects some of the work done in 2022:

- Vaccinations
 - Transitioned from mobile clinics to regular Public Health clinics
 - Increased vaccination rates in communities most impacted by COVID-19 and achieved less than 10% (6.6%) difference between vaccination rates in highest and lowest quartiles of SLO County

- Testing
 - Transitioned to community and provider testing sites; closed State-funded clinics after >250,000 tests
 - Case Investigation/Contact Tracing
 - Concluded contact tracing and transitioned function to congregate and work settings
- Treatment
 - Distributed treatment (Paxlovid, Molnupiravir) to hospitals, pharmacies and skilled nursing facilities
- PIO (Public Information Office):
 - Integrated COVID-19 community education into regular outreach channels, including the County website, social media, PSA campaigns, media updates, and a weekly digest to partner organizations
 - Responded to COVID-19 inquiries through regular channels (phone, email, direct messages)
 - Automated data dashboard

Other accomplishments for the prior fiscal year are:

- Received Board approval for ARPA funding of 15 Community Health Improvement projects; monitored and supported projects
- Provided over 500 books to children ages of 1-3 enrolled in the WIC program and educated family members on the Talk, Read, Sing Campaign
- Coordinated response to nation-wide infant formula shortage by providing formula, case management and nutritional guidance to individuals and organizations impacted by shortage
- Worked with San Miguel Joint Union School District to draft a comprehensive school wellness policy for the district
- Provided three (3) Walking Field Trips to educate older adults on pedestrian safety
- Conducted tobacco retail license education for 100% of tobacco retailers
- Completed the Request for Proposal process to select a replacement Environmental Health Software product
- Increased the number fluoride varnish applications through community programs in schools, early childhood centers, WIC, and low-income housing projects to 523 (43% above baseline ~1st half FY 2021-22 = 367)
- Field Nursing's home visiting programs collaborated with CAPSLO and the Department of Social Services CalWORKS to implement a county-wide referral and coordination system using shared databases and information exchanges
- Identified two (2) priority QI projects for home visiting programs established goals/objectives: (1) home visiting referral processing and assignment timeliness; (2) timely home visit services documentation

- The California Children’s Services (CCS) program served 1500 children with special health care needs and four (4) medical therapy units delivered occupational and/or physical therapy to approximately 230 children
- The California Lead Poisoning Prevention Project (CLPPP) ran a week-long campaign (outreach to local businesses, television and radio media interviews in English and Spanish) to raise awareness of the dangers of lead poisoning; the CLPPP program also received an outstanding site visit review by the State Dept. of Public Health
- Image Trend was implemented as planned and is providing data to: improve traffic safety grant programs, implement new airway management policies, help the EMS Agency prepare for the annual EMS Plan submission to the State
- The laboratory initiated a renovation to create unidirectional workflow for molecular testing, with installation of furniture and biosafety cabinet
- The laboratory updated its client-facing web portal to include the ability to place electronic orders, make real-time order corrections, review pending results, lookup existing results, and initiate requests

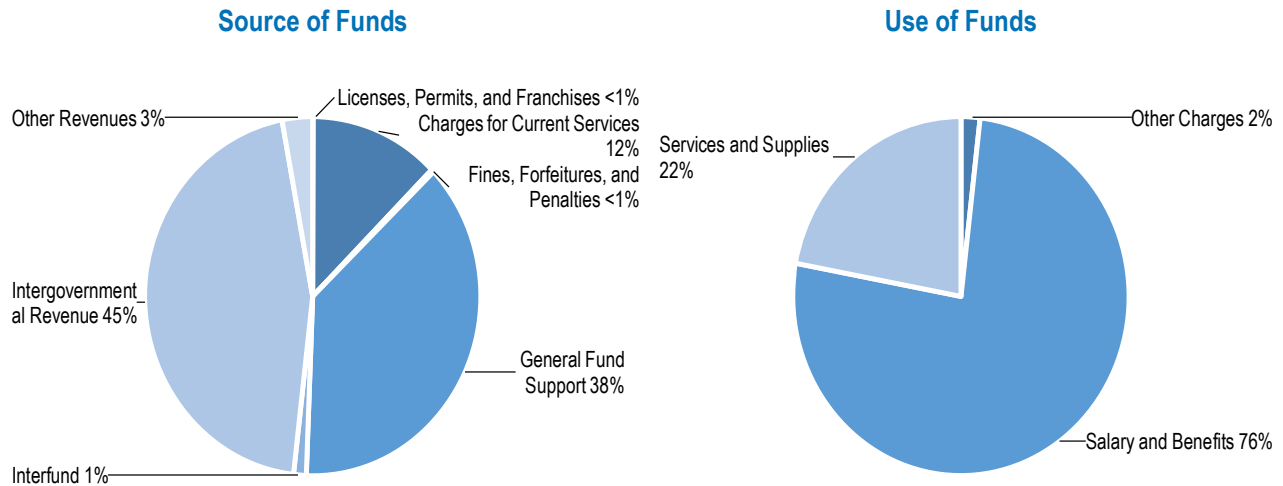
FY 2023-24 Objectives

- In partnership with Access Support Network, develop and measure process outcomes for a program to link individuals with positive Hepatitis C serology to appropriate testing and treatment
- Provide at least five radio PSAs in Mixteco to provide information/education about COVID-19 and other public health concerns
- Increase utilization of multilingual interpretation and translation services by 25% to ensure Public Health services are available in the client’s primary language
- Conduct collaborative effort to develop and publish Community Health Improvement Plan for 2024-29
- Provide at least 500 books to children between the ages of 1-3 enrolled in the WIC program and educate family members on the Talk, Read, Sing Campaign
- Work with a school-site partner to implement at least one (1) policy, system, or environmental change that promotes healthy eating, and/or physical activity
- Conduct 40 injury prevention education presentations on child safety seats, pedestrian safety and/or bicycle safety
- Conduct tobacco retail license education and compliance checks at each tobacco retailer in unincorporated areas of the county
- Actively implement replacement software system in the Environmental Health Services Division
- Increase the number of fluoride varnish applications through community programs in schools, early childhood centers, WIC, and low-income housing projects to 480 (10% above baseline 1st half FY 2022-23 = 435)
- The Health Care Access Nurse Navigator will assist approximately 40 people who are homeless or at risk of becoming homeless, access medical care and other social services
- Complete implementation of two (2) quality improvement projects in home visiting programs

- Increase by 20% home visiting referrals for Nurse Family Partnership and Healthy Families America programs
- Increase the number of children in out of home placement who are up to date on their preventive health exams in health and Education Passport from 84% (baseline FY 2021-22) to 90%
- Implement quality improvement project to reduce the appointment no-show rate for Martha's Place medical evaluations
- Develop a protocol for paramedics to administer buprenorphine for opioid addicted patients in the field
- Continue advancing molecular diagnostic capabilities of the laboratory through additional progress on lab remodel, application of whole genome sequencing to uses beyond SARS-CoV-2 surveillance, upgrading molecular instrumentation, and/or adding computer workstations for data analysis and reporting
- Implement use of the MALDI-TOF instrument for rapid detection of bacteria, mycobacteria, and fungi

FINANCIAL SUMMARY

	FY 2022-23 Adopted	FY 2022-23 Actual	FY 2023-24 Recommended	FY 2023-24 Adopted	Change from FY 2022-23
Licenses, Permits, and Franchises	\$35,526	\$29,020	\$33,072	\$33,072	\$(2,454)
Fines, Forfeitures, and Penalties	\$104,500	\$5,351	\$103,000	\$103,000	\$(1,500)
Intergovernmental Revenue	\$26,379,630	\$21,052,443	\$19,366,055	\$19,130,602	\$(7,249,028)
Charges for Current Services	\$5,169,186	\$5,371,510	\$5,277,345	\$5,277,345	\$108,159
Other Revenues	\$1,414,958	\$1,163,295	\$1,238,174	\$1,238,174	\$(176,784)
Interfund	\$143,464	\$241,405	\$497,408	\$497,408	\$353,944
Other Financing Sources	\$0	\$24,750	\$0	\$0	\$0
Total Revenue	\$33,247,264	\$27,887,775	\$26,515,054	\$26,279,601	\$(6,967,663)
Salary and Benefits	\$39,900,389	\$30,693,933	\$35,868,225	\$36,222,944	\$(3,677,445)
Services and Supplies	\$16,381,301	\$10,501,139	\$10,496,758	\$10,496,758	\$(5,884,543)
Other Charges	\$1,557,856	\$2,669,370	\$875,200	\$875,200	\$(682,656)
Capital Assets	\$0	\$235,958	\$0	\$0	\$0
Gross Expenditures	\$57,839,546	\$44,100,401	\$47,240,183	\$47,594,902	\$(10,244,644)
Less Intrafund Transfers	\$(11,735,336)	\$(5,447,196)	\$(5,332,301)	\$(5,332,301)	\$6,403,035
Net Expenditures	\$46,104,210	\$38,653,205	\$41,907,882	\$42,262,601	\$(3,841,609)
General Fund Support	\$12,856,946	\$10,765,430	\$15,392,828	\$15,983,000	\$3,126,054



COUNTY ADMINISTRATOR’S COMMENTS AND RECOMMENDATIONS

The level of General Fund support for this fund center is recommended to increase by \$2.5 million or 20% compared to FY 2022-23 adopted levels. There is a total of \$2 million included in the budget to be funded with American Rescue Plan Act of 2021 (ARPA) funds for COVID-19 response. However, the ARPA funding is not reflected as revenue in Fund Center 160 as the revenue is reflected in Fund Center 101 – Non-Departmental Revenue and is reflected as General Fund support in Fund Center 160 – Public Health. There is also a total of \$142,250 included in the budget to be funded with ARPA funds for restoration of government services.

Revenue is recommended to decrease by \$6.7 million or 20%. Intergovernmental revenue is recommended to decrease by \$7 million or 27% driven largely by Epidemiology and Laboratory Capacity for Prevention and Control of Emerging Infectious Diseases (ELC) funds authorized under the Coronavirus Aid, Relief, and Economic Security (CARES) Act for COVID-19 response efforts expending most of their available funds in FY 2022-23.

Expenditures are recommended to decrease by \$4.2 million or 9%. Salaries and benefits are recommended to decrease by \$4.0 million or 10% due to the reduction of temporary help for COVID-19 response activities and grant funded tasks. Services and supplies are recommended to decrease by \$5.9 million or 36% due to the change in settlement methodology for transfers within Public Health cost centers and is mostly offset with the \$6.4 million or 55% decrease in intrafund transfers. The recommended budget includes a total reduction of \$30,000 due to the anticipated budget gap.

The FY 2023-24 recommended Position Allocation List (PAL) for the department includes a net decrease of 12.25 FTE compared to the FY 2022-23 adopted PAL.

FY 2022-23 Mid-Year PAL Changes:

On July 12, 2022, the Board approved the following change to the department’s PAL:

- Addition of 1.00 FTE Administrative Services Officer I/II due to the expansion of the health application usage.
- Addition of 1.00 FTE Limited Term System Administrator I/II/III (ending 06/30/2025) to assist with the Countywide Automation Project.

On September 13, 2022, the Board approved the following change to the department's PAL:

- Deletion of 0.75 FTE Correctional Nurse I/II
- Addition of 1.00 FTE Correctional Nurse I/II due to increased operational needs.

On September 13, 2022, the Board approved the following change to the department's PAL:

- Addition of 1.00 FTE Epidemiologist
- Addition of 1.00 FTE Accountant I/II/III
- Addition of 4.00 FTE Administrative Services Officer I/II
- Addition of 2.00 FTE Program Manager I/II
- Deletion of 1.00 FTE Limited Term Epidemiologist
- Deletion of 1.00 FTE Limited Term Accountant I/II/II
- Deletion of 4.00 FTE Limited Term Administrative Services Officer I/II
- Deletion of 1.00 FTE Limited Term Program Manager I/II due to the California Department of Public Health Funding.

On September 27, 2022, the Board approved the following changes to the department's PAL:

- Addition of 1.00 FTE Employment Resource Specialist I/II/III
- Deletion of 1.00 FTE Account Clerk due to a reclassification.

On December 6, 2022, the Board approved the following change to the department's PAL:

- Addition of 1.00 FTE Limited Term Public Information Specialist I/II/III (ending 12/31/2024)
- Deletion of 1.00 FTE Limited Term Administrative Services Officer I/II

On December 13, 2022, the Board approved the following change to the department's PAL:

- Addition of 1.00 FTE Health Information Technician I/II/III
- Deletion of 1.00 FTE Administrative Assistant Aide/I/II/III due to operational needs.

On January 13, 2023, the Board approved the following change to the department's PAL:

- Addition of 1.00 FTE Limited Term Laboratory Technician I/II (ending 12/31/2024)

FY 2023-24 Recommended PAL Changes:

The following positions are being eliminated due to a reduction in funding levels:

- Deletion of 6.00 FTE Limited Term Administrative Assistant Aide/I/II/III
- Deletion of 5.00 FTE Limited Term Communicable Disease Investigator
- Deletion of 1.00 FTE Limited Term Supervising Public Health Nurse
- Deletion of 1.00 FTE Limited Term Public Health Nurse I
- Deletion of 1.00 FTE Health Education Specialist I/II

- Deletion of 0.25 FTE Public Health Nutritionist I/II

The following positions are being eliminated as part of the recommended budget:

- Deletion of 1.00 FTE Account Clerk
- Deletion of 0.50 FTE Limited Term Program Manager I/II

The following Limited Term positions are being eliminated due to expiring:

- Deletion of 1.00 FTE Senior Public Health Nurse (expiring June 30, 2023)

The following positions are being recommended as Budget Augmentation requests as part of the recommended budget:

- Conversion of 1.00 FTE Information Technology Supervisor, 1.00 FTE Limited Term Business Systems Analyst I/II/III, and 1.00 FTE Limited Term Senior Software Engineer to permanent positions.
- Addition of 1.00 FTE Social Worker I/II/III/IV for the Office of the Public Guardian.

The Recommended Budget for Public Health includes funds that will maintain services at current levels. The COVID-19 pandemic will continue to be a focus for Public Health in the coming fiscal years.

BOARD ADOPTED CHANGES

As part of the Supplemental Budget document, the Board amended the Position Allocation List (PAL) for this fund center to carry forward changes approved on:

April 18, 2023: Add a 1.00 Limited Term FTE Administrative Services Officer I/II, funded by the California Strengthening Public Health Initiative Grant. This change will increase expenditures by \$121,225 and revenue by \$121,225. There is no net impact to the level of General Fund support.

Add 1.00 Limited Term FTE Behavioral Health Specialist I/II/III (through November 30, 2027) and 1.00 Limited Term FTE Public Health Nurse I/II (through November 30, 2027), funded by the CenCal Incentive Payment Program (IPP) Grant. This change will increase expenditures by \$233,493 and revenue by \$233,493. There is no net impact to the level of General Fund support.

As part of Final Budget actions, the Board approved a \$590,171 reduction in revenue due to an identified accounting correction in which revenue was incorrectly accrued to FC 160 – Public Health in FY 2022-23 which will lower the amount of revenue received in this fund center FY 2023-24. This caused the General Fund FBA to be overstated at the end of FY 2022-23 and it was recommended that revenue be reduced by this amount in FY 2023-24.

BUDGET AUGMENTATION REQUESTS ADOPTED

Title: Request to convert a 1.00 Limited Term FTE Information Technology Supervisor, 1.00 Limited Term Business Analyst II, and 1.00 Limited Term FTE Senior Software Engineer to permanent positions.	
Expense: \$Net Neutral	Funding Source(s): ARPA funded through December 31, 2024. Funding beyond that will be through several of the Health Agency's funding sources. These include Medi-Cal, Realignment, MHSA, fees, and grant/allocations of indirect cost reimbursements.

<p>Intended Results:</p> <ol style="list-style-type: none"> (IT Supervisor) After implementing the recommendations made by ITD, including integrating the Health Applications team into the Health Agency IT division, the migration of two ITD personnel over to the Health Agency PAL, and the addition of the three positions in this BAR, customer satisfaction has improved drastically. This is due to improvements in the areas of applications, data and reporting, and project management. During the past several months, the Health Agency IT division has had maintained nearly 100% "satisfied" or "highly satisfied" customer satisfaction survey results. (IT Supervisor) The Health Agency IT division has historically been staffed to handle IT operations, but not projects that were required to keep systems in a modern state. This led to a large amount of "technical debt" accruing over time, which is now starting to be repaid. The IT Supervisor will continue to ensure that projects to replace deprecated systems will be properly initiated, planned, executed, performed, and closed. By October 10th, 2023, we expect to have all our systems off deprecated, insecure Microsoft operating systems. (Business Systems Analyst) Without a dedicated Business Systems Analyst to dedicate to this project, and future projects, resources would have to be pulled from operational staff, which results in poor performance on the project, and degraded operational capabilities. This position will allow us to complete the implementation of the semi-statewide CalMHSA project by July 1, 2023, with minimized impact on operational staff. Future projects in the Health Agency IT's project portfolio will require this position to be successfully executed. (Business Systems Analyst) This position will ensure that projects continue to be adequately analyzed, defined, and documented so that the proposed solutions align with stakeholder needs. Historically, this has not happened at the Health Agency, which resulted in mismatched solutions being deployed, or no solution being deployed at all. (Senior Software Engineer) The import of data from statewide data systems requires a lot of effort on an ongoing basis to make sure that the data is usable. The Senior Software Engineer position will ensure that this flow of data is sustained. (Senior Software Engineer) Several data dashboards have been created at the Health Agency to provide crucial insights into the effectiveness of the organization. These include provider utilization, customer satisfaction and ticketing metrics, finance reports, medical billing, and compliance. These positions will allow us to continue to enhance our ability to make informed decisions.
--

Title: Add 1.0 FTE Social Worker for the Office of the Public Guardian.

Expense:	Funding Source(s):
\$129,038	State Aid Medi-Cal: \$129,038

<p>Intended Results:</p> <ol style="list-style-type: none"> Upon appointment by the Superior Court, the social worker will meet expected service levels to identify and analyze situations accurately and make sound judgements as to the adequacy and care of mental and physical conditions of conservatees. Identify and coordinate conservatees to the appropriate services, which will meet and maintain their level of care needs. Complete necessary interviews at the placement location of the conservatee to gather information regarding the conservatee's level of functioning including activities of daily living, mental comprehension, copying strengths and weaknesses, physical strengths and weaknesses, formal and informal resources, legal and estate concerns, history of mental illness and the impact on the conservatee's functioning. Consideration of the availability and appropriateness of family or interested third party. In collaboration with the conservatee, Behavioral Health, treating physicians, care facility staff and other assigned social workers, the social worker will meet expected service levels to establish interventions and needs of the conservatee regarding care and maintenance. Coordinate services for conservatees through participation in interdisciplinary team meetings, conservatee care plan conferences and collaborations with other community professionals. Establish ongoing care plans, implementing and monitoring treatment goals and objectives through quarterly placement visits, home visits, telephone contact and via Zoom. Respond to crisis situations to address immediate risks, adequate care arrangements, and stabilize medical and psychiatric conditions by achieving personal goals through social connections and community engagement. Deputy will work with Adult Protective Services, providers, families, community partners, law enforcement, area hospitals, and the court to intervene early to resolve fraud, abuse, and neglect of vulnerable adults. This includes participation on multi-disciplinary teams and critical case reviews to ensure that alternatives are considered.
--

BUDGET AUGMENTATION REQUESTS NOT ADOPTED

Title: Add 0.25 FTE to an existing 0.75 FTE Social Worker acting as the Conservatorship Investigator.	
Expense: \$39,377	Funding Source(s): General Fund: \$39,377
Intended Results: <ol style="list-style-type: none"> 1. Upon receiving a referral for the investigation of a Probate Conservatorship, the Conservatorship Investigator will meet the requirement for beginning investigations within two (2) business days of receiving a referral for conservatorship. 2. Upon receiving a referral for the investigation of an L.P.S. Conservatorship, the Conservatorship Investigator will meet the deadlines issued by County Counsel as attorney's to the Public Guardian as well as the legal requirements set forth by the California Welfare and Institutions Code, section 5256.6 where upon the conclusion of an investigation, a person is certified as "gravely disabled" meeting the requirements of establishing an L.P.S. Conservatorship pursuant to Sections 5250 and 5270.15. 	
Title: Convert a 1.0 FTE Limited Term Program Manager in Health Promotion to a 1.0 FTE permanent position.	
Expense: \$145,594	Funding Source(s): Office of Traffic Safety annual grant awards: \$145,594
Intended Results: <ol style="list-style-type: none"> 1. Create security for staff in the current Program Manager position given the ongoing funding for over 11 years. 2. Reduce workload of annual request to extend the limited term position. 3. Hold quarterly meetings with countywide injury prevention stakeholders to collaborate on events, share best practices, and leverage resources. 4. Coordinate 40 injury prevention education presentations on child safety seats, pedestrian safety and/or bicycle safety. 5. Coordinate the distribution and proper installation of 50 child safety seats to community members. 6. Coordinate the distribution and proper fit of 50 bicycle helmets to community members. 	
Title: Add 1.0 FTE Health Education Specialist for Alzheimer's and Dementia.	
Expense: \$104,551	Funding Source(s): General Fund: \$104,551
Intended Results: <ol style="list-style-type: none"> 1. By June 30, 2024, develop a core team of collaborative partners to inform a Community Needs Assessment and champion Healthy Brain Initiative actional strategies in the community. 2. By June 30, 2024, develop multilingual educational and promotional tools to raise the public's knowledge of cognitive aging, community resources and reducing stigma around dementia. 3. By June 30, 2024, provide brain health and dementia prevention programming to a minimum of 125 older adults, women and Latinos residing in the county. 	

GOALS AND PERFORMANCE MEASURES

Department Goal: Detect, prevent and control the spread of disease.

1. Performance Measure: Percentage of all children entering kindergarten who are up to date with State immunization requirements.

Measures the percentage of children entering kindergarten who are up to date with State immunization requirements. The California Health and Safety Code Section 120325-75 requires students to provide proof of immunization for school entry. Additionally, California Health and Safety Code Section 120375 and California Code of Regulation Section 6075 require all schools to assess and report annually the immunization status of their enrollees. This information is made available through the organization Shots for Schools.

	FY 2019-20	FY 2020-21	FY 2021-22	FY 2022-23	FY 2023-24
Target	96.00%	96.00%	96.00%	96.00%	95.00%
Actual	0.00%	0.00%	94.00%	94.10%	

Notes: CDPH reports IZ rates one year behind, therefore, data reported for FY 2022-23 Actual is for the FY 2021-22 school year data and the most recent year available.

Department Goal: Promote healthy behaviors to improve quality years of life.

2. Performance Measure: Birth rate of adolescent females, ages 15 - 17, per 1,000 population.

Measures the number of live-born infants born to San Luis Obispo County adolescent female residents who are 15-17 years old over a three-year period. The calculation is derived by the number of live births to adolescent females in this age range over the last three years divided by the population of adolescent female residents in this age range over the last three years per 1,000.

	FY 2019-20	FY 2020-21	FY 2021-22	FY 2022-23	FY 2023-24
Target	4.20	3.47	3.44	3.38	2.95
Actual	3.91	3.40	3.23	3.53	

Notes:

3. Performance Measure: Percentage of pregnant and parenting women with a positive drug and/or alcohol screen or admitted substance abuse who are enrolled in Public Health Nursing Case Management Services and receiving follow-up.

Measures the percentage of pregnant and parenting women who are referred to the County's Public Health Nursing case management services due to a positive drug and/or alcohol screen or who admitted substance abuse and subsequently enroll in Public Health Nursing Case Management programs. The calculation is derived by the number of referrals to the program resulting in enrollment divided by the total number of referrals received.

	FY 2019-20	FY 2020-21	FY 2021-22	FY 2022-23	FY 2023-24
Target	60.00%	60.00%	60.00%	60.00%	60.00%
Actual	46.55%	45.83%	61.54%	55.10%	

Notes: Year end actual numbers for FY 2022-23 reflect the residual challenges of the pandemic when trying to engage families to accept home visiting services and ongoing challenges staffing home visiting programs with qualified public health professionals and paraprofessionals. Staff continue to offer services in a hybrid fashion of telehealth or in person visitation.

4. Performance Measure: Percentage of low birth weight infants.

Measures the percentage of live-born infants born to San Luis Obispo County residents who weigh less than 2,500 grams (five and three-quarters pounds) at birth over a three-year period. The calculation is derived by the total number of infants born who weigh less than 2,500 grams over a three-year period, divided by the total number of babies born during the same three-year period.

	FY 2019-20	FY 2020-21	FY 2021-22	FY 2022-23	FY 2023-24
Target	5.30%	5.40%	5.08%	6.05%	6.05%
Actual	5.67%	6.67%	8.44%	9.73%	

Notes:

5. Performance Measure: Among 11th grade students, the percentage reporting use of electronic cigarettes (e-cigarettes), or other vaping devices such as juul, e-hookah, hookah pens or vape pens in the last 30 days.

Measures the percentage of 11th grade students who report having used at least one-time electronic cigarettes (e-cigarettes), or other vaping devices such as juul, e-hookah, hookah pens or vape pens in the last 30 days. Data is collected through the California Healthy Kids Survey conducted every two years.

	FY 2019-20	FY 2020-21	FY 2021-22	FY 2022-23	FY 2023-24
Target	22.00%	22.00%	19.00%	21.00%	11.00%
Actual	0.00%	19.00%	19.00%	11.00%	

Notes: The noticeable decrease in FY 2022-23, from 19% to 11% is likely due to both a change in the survey questions and a decrease in vaping use among 11th graders. The Healthy Kids survey question about vaping use now specifies vaping nicotine while prior surveys did not and had captured vaping of both nicotine and cannabis.

6. Performance Measure: The number of seniors, aged 60 and over, who have received home-based or classroom-based curricula to reduce the incidence of falls in the past year.

Measures the number of seniors aged 60 and over who have received home based or classroom-based curricula to reduce the incidence of falls in the past year. These services can include a home safety assessment for seniors, a home-based program working with the senior to identify hazards and connecting them with community resources as needed, or a fall prevention class series that promotes behavior change related to fall risk factors.

	FY 2019-20	FY 2020-21	FY 2021-22	FY 2022-23	FY 2023-24
Target	180.00	245.00	245.00	225.00	325.00
Actual	188.00	76.00	331.00	334.00	

Notes:

Department Goal: Advocate, assist, and/or provide for accessible, quality health care.

7. Performance Measure: Number of people receiving information to help them obtain coverage for health care costs.

This measure shows the number of people that received information on medical care coverage options provided by staff within the Health Care Services Division of Public Health. This measure includes all encounters including referrals to other agencies, those enrolled in the Medically Indigent Services Program (MISP) and those enrolled in other programs and services.

	FY 2019-20	FY 2020-21	FY 2021-22	FY 2022-23	FY 2023-24
Target	1,275.00	1,600.00	1,275.00	1,275.00	1,275.00
Actual	1,388.00	1,324.00	914.00	1,181.00	

Notes:

8. Performance Measure: Percentage of live born infants whose mothers received prenatal care in the first trimester.

Measures the percentage of live-born infants, born to San Luis Obispo County women, whose mothers received prenatal care in the first trimester of pregnancy. The calculation is derived by the total number of female residents who sought prenatal care in the first trimester divided by the total number of pregnant female residents.

	FY 2019-20	FY 2020-21	FY 2021-22	FY 2022-23	FY 2023-24
Target	82.00%	86.00%	100.00%	91.67%	91.67%
Actual	85.75%	83.72%	86.12%	81.52%	

Notes:



FC 184 — Sheriff-Coroner - Law Enforcement Health Care

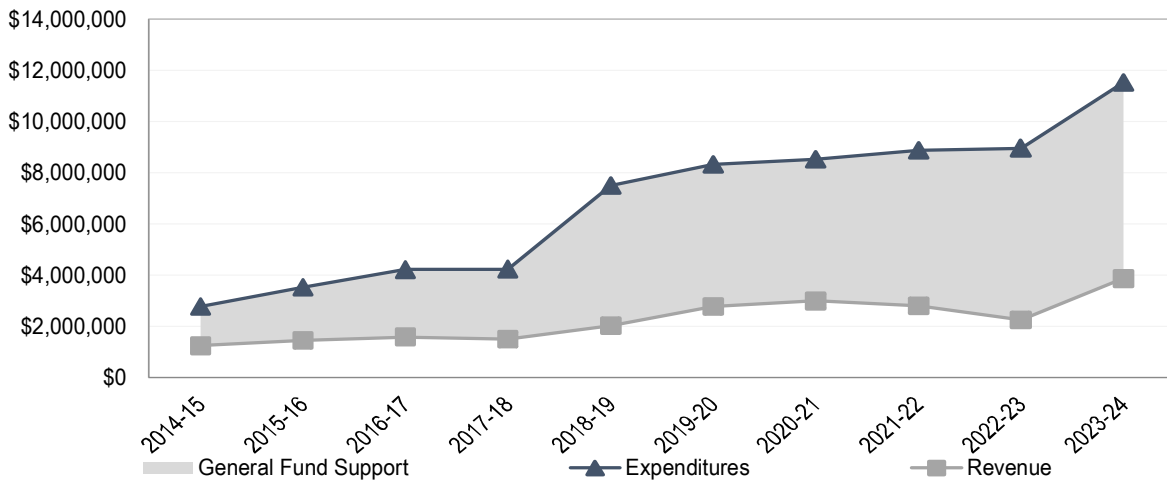
Ian Parkinson - Sheriff-Coroner

Law Enforcement Health Care (LEHC) provides health care for County Jail inmates. LEHC is associated with the Sheriff-Coroner’s Office and is headed by an elected Sheriff-Coroner.

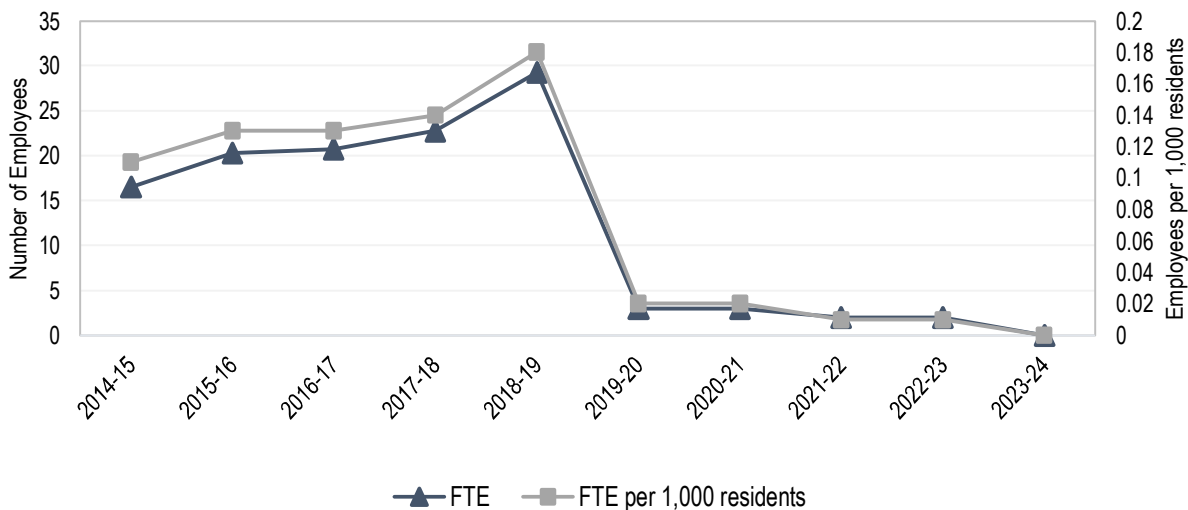
BUDGET AT A GLANCE

	FY 2023-24 Adopted	Change from FY 2022-23 Adopted	% Change
Expenditures	\$11,514,526	\$2,563,857	29%
Revenue	\$3,864,573	\$1,617,919	72%
General Fund Support	\$7,649,953	\$945,938	14%
Staffing Levels	0.00 FTE	(2.00) FTE	(100)%

Ten Year Budget History



Ten Year Staffing History



MISSION STATEMENT

Law Enforcement Health Care services at the County of San Luis Obispo Jail aims to provide quality, comprehensive, individualized, timely, efficient, evidence-based and compassionate health care that meets the national standard, follows safety and security requirements of the Jail, respects patient privacy, and protects individuals' rights and dignity in the custody setting.

SERVICE PROGRAMS

Law Enforcement Health Care has a total expenditure level of \$11,756,526 to provide the following services:

Jail Medical Services

This program provides medical care for County Jail inmates, including medical evaluations, daily sick calls, administration of prescribed medications, coordination of referrals with drug abuse/ alcohol programs and mental health services, referrals of acutely ill or injured patients to a hospital, and paying for their care. The program pays for emergency transport to hospitals, referrals to specialist services, emergency room care, and any ancillary medical services not available at the Jail medical facility. In February 2019, the Jail health care delivery transitioned from County staff providing the services to a contractor with experience in delivering health care in jails in California.

Total Expenditures: \$11,756,526

General Fund Support: \$7,649,953

ACCOMPLISHMENTS AND OBJECTIVES

Following are some of the department's notable accomplishments for FY 2022-23 and some specific objectives for FY 2023-24:

FY 2022-23 Accomplishments

- The County Jail contracted with the Department of State Hospitals (DSH) to increase the number of Jail Based Competency Treatment (JBCT) inmate patient beds at the County Jail by 60%, increasing the number of inmate/patient beds from 5 to 8. These beds reduce the length of time that inmate patients who are Incompetent to Stand Trial (IST) wait for a competency treatment bed at a State Hospital. This results in greatly reducing the wait time for a bed and the overall length of stay for IST inmate patients.
- We continue to partner with National organizations to access partnerships and resources to assist with care coordination, CenCal resources, CalAim Initiative, and whole person care. In this last year the Jail participated in a State-wide conference hosted by Health Management Associates (HMA). The conference focused on informing participants on current trends and the future direction of Medication assisted treatment (MAT) which included:
 - Medication Administration Integrity / Diversion Mitigation
 - Cohort Housing / Recovery Pods
 - Trauma Informed Correctional Environments
 - Screening & Assessment for Improved Outcomes
 - Analysis on the American Society for Addiction Medicine (ASAM) new guidelines and changes to current Substance Use Disorder (SUD) treatment in correctional settings

- Continue discharge planning coordination efforts, encouraging community providers to “reach in” to the Jail to facilitate a warm handoff to community resources. Target for the percentage of inmates connected to care in calendar year 2023 (per the Stepping Up Initiative Strategic Plan) is 100% of those inmates who do not refuse resources.
- Continue to expand MAT services for inmate patients in the Jail, with the support of County Drug and Alcohol and other community partners. An additional extended-release MAT medication, Sublocade, became available through WellPath resources. The MAT team will begin administering Sublocade in FY 2022-23 as a bridge medication for individuals entering the jail.
- Continue efforts with County’s Stepping Up Initiative, focusing on patients with co-occurring Serious Mental Illness and Substance Use Disorders. The Stepping Up team focused on the new IST growth caps implemented by DSH and tracks the County’s progress. The County jail will continue to work with other County departments to find solutions related to the growth cap.
- The County Jail contracted with WellPath to add two overnight mental health professionals seven nights a week. This affords the County Jail the ability to offer mental health services 24 hours a day/7 days a week.
- The County Jail obtained National Commission on Correctional Health Care (NCCHC) accreditation in FY 2022-23, which confirmed that the Jail is meeting the national standard of correctional health care.
- We have contracted with Department of State Hospitals to provide telehealth re-evaluations to inmates pending competency restoration in our jail. These re-evaluations determine if an individual has restored competency and criminal proceedings can be reinstated, further reducing the number of IST inmates waiting for State Hospital placement. Preliminary tests indicate a 60% success rate in our jail.
- The County Jail contracted with Well path to have a full time medical director, an increase from a .4 (FTE) to 1.0 (FTE) employee. This has increased our ability to respond to the growing medical acuity of the inmate population. This serves to provide more clinical treatment on-site and; we remain focused on reducing urgent transports to area hospitals.
- The County Jail went live with a new Jail Management System, ATIMS, which provides many updates to the prior system it replaces. This modern solution to jail management has many benefits including:
 - Adds additional interfaces with vendors within the system automating the import of data therein reducing manual entry of shared information
 - Increases the efficiency and streamlining of employee tasks through automation of work-flows
 - Increases the security of information by creating paperless processes
- Title 15 new regulations were approved in FY 2022-23. The County Jail identified facility needs, policy changes, and procedural improvements to meet the increasing statutory requirements under CA Code of Regulations, Title 15.

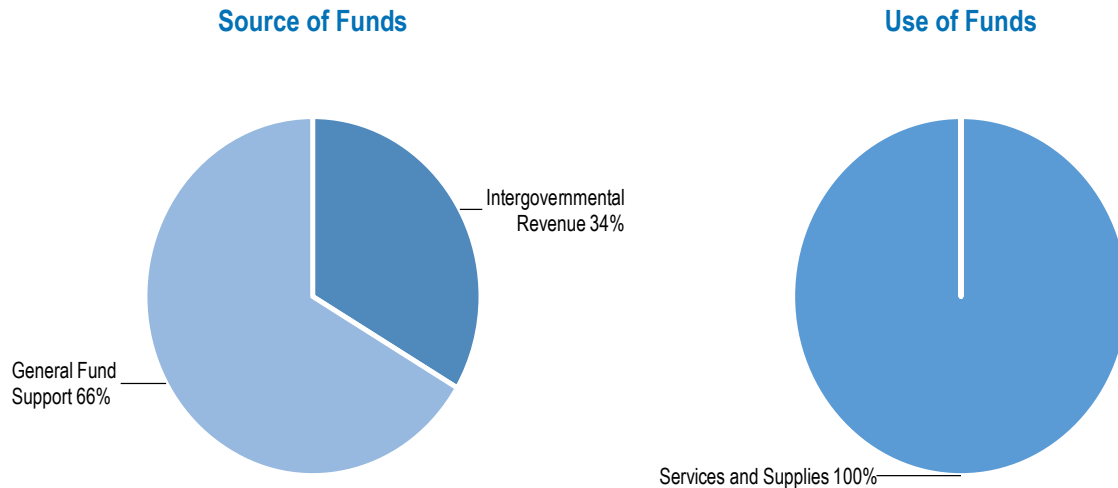
FY 2023-24 Objectives

- Further expand and improve areas where remote access services are provided such as video court proceedings and the availability of Wi-Fi and other technology to reduce movement of inmates within, and outside, the jail.

- Continue to utilize Penal Code (PC) 1369 legislation for IST inmate patients to address the mental health needs of our PC 1368 patients, as we have been demonstrating restoration of some of these patients prior to their IST (1370) declaration.
- Expansion of the Behavioral Incentive-Based system currently used in the Kansas Jail Max (KJ Max) Behavioral Health Unit to other areas of the jail. Expansion would focus on preparing inmates to enter KJ Max programs and provide incentive to remain engaged with medication, treatment, and good behavior after completion of any time in KJ Max and in preparation for discharge.
- Continue to expand on Re-entry services and Discharge planning through the established partnerships with community partners and County Departments and in compliance with legal standards. Engage with CenCal through new CalAIM legislation to enhance re-entry through the participation of a CenCal case worker reaching in to assist with connection to services 30-90 days prior to release.
- Increased participation in Specialty Court referrals and assessments such as Veteran's Court, Behavioral Health Treatment Court, and Mental Health Diversion Court.
- Continue to offer and improve training for all custody staff to understand Health and Mental Health interventions in the jail. Increase cross-training with health care staff to provide the highest level of quality and continuity of care through Crisis Intervention Training, suicide prevention training, medical emergency response, tactical response, involuntary medication delivery, use of force and de-escalation training to name a few.
- Update and replace the security systems in the County Jail through the start of the Jail Security Electronic Project. Results include enhancement of jail camera coverage, reliability of jail door locks, transparency of inmate and deputy in custody assault claims, and overall increased safety for inmates and staff.
- Expand use of grant funding to provide additional mental health and MAT services in the jail as well as streamline and automate, where possible, data collection to demonstrate our programs are reducing recidivism
- Continue to enhance relationships with community partners so as to take advantage of possible reduced drug pricing for the treatment of patients with known HIV, Hepatitis C, and SUD.

FINANCIAL SUMMARY

	FY 2022-23 Adopted	FY 2022-23 Actual	FY 2023-24 Recommended	FY 2023-24 Adopted	Change from FY 2022-23
Intergovernmental Revenue	\$2,246,654	\$3,436,205	\$3,864,573	\$3,864,573	\$1,617,919
Total Revenue	\$2,246,654	\$3,436,205	\$3,864,573	\$3,864,573	\$1,617,919
Salary and Benefits	\$295,279	\$48,734	\$0	\$0	\$(295,279)
Services and Supplies	\$8,892,390	\$10,089,615	\$11,756,526	\$11,756,526	\$2,864,136
Gross Expenditures	\$9,187,669	\$10,138,349	\$11,756,526	\$11,756,526	\$2,568,857
Less Intrafund Transfers	\$(237,000)	\$(237,000)	\$(242,000)	\$(242,000)	\$(5,000)
Net Expenditures	\$8,950,669	\$9,901,349	\$11,514,526	\$11,514,526	\$2,563,857
General Fund Support	\$6,704,015	\$6,465,143	\$7,649,953	\$7,649,953	\$945,938



COUNTY ADMINISTRATOR’S COMMENTS AND RECOMMENDATIONS

The level of General Fund support for this fund center is recommended to increase by \$945,938 or 14% compared to FY 2022-23 adopted levels.

Revenues are recommended to increase by \$1.6 million or 72% due to an increase in the intergovernmental revenue. Expenditures are recommended to increase by \$2.6 million or 29% due primarily to a \$2.9 million or 32% increase in services and supplies. There is a total of \$66,198 included in the budget to be funded with American Rescue Plan Act (ARPA) funds for the restoration of governmental services.

The FY 2023-24 recommended Position Allocation List (PAL) for the department includes a net decrease of 2.00 FTE compared to the FY 2022-23 adopted PAL.

FY 2022-23 Mid-Year PAL Changes:

On October 4, 2022, the Board approved the following change to the department’s PAL:

- Deletion of 1.00 FTE Accountant I/II/III
- Deletion of 1.00 FTE Program Manager I/II to improve the fiscal and administrative management of the Sheriff’s Office.

BOARD ADOPTED CHANGES

None.

BUDGET AUGMENTATION REQUESTS ADOPTED

None requested.

GOALS AND PERFORMANCE MEASURES

Department Goal: Provide cost effective medical care maintaining the health of County Jail inmates.					
1. Performance Measure: The percent of all specialty care visits (including dental) performed on-site at the Jail.					
Calculates the proportion of specialty care visits provided inside the Jail as compared to total number of specialty care visits both inside and outside the Jail. Existing specialty care provided within the County Jail includes dental screenings, dental extractions, OB/GYN, podiatry, x-rays, optometry, fracture casting, suboxone treatment, and speech therapy services.					
	FY 2019-20	FY 2020-21	FY 2021-22	FY 2022-23	FY 2023-24
Target	80.00%	85.00%	85.00%	85.00%	85.00%
Actual	92.00%	88.62%	91.01%	98.40%	
Notes:					

Department Goal: To identify inmates' medical and mental health conditions proactively in order to prevent disease complications, improve health, and promote wellness.					
2. Performance Measure: Percentage of eligible patients whom receive an Initial Health Assessment within 14 days of incarceration.					
This measure shows the percentage of eligible patients whom receive an Initial Health Assessment within 14 days of incarceration.					
	FY 2019-20	FY 2020-21	FY 2021-22	FY 2022-23	FY 2023-24
Target	95.00%	65.00%	65.00%	65.00%	80.00%
Actual	77.00%	72.00%	63.03%	92.20%	
Notes:					

3. Performance Measure: Percentage of inmates whom receive a Brief Jail Mental Health Screen at booking.					
This measure shows the percentage of inmates whom receive a Brief Jail Mental Health Screen (BJMHS) at booking. The BJMHS aids in the early identification of severe mental illnesses and other psychiatric problems during the intake process.					
	FY 2019-20	FY 2020-21	FY 2021-22	FY 2022-23	FY 2023-24
Target	90.00%	90.00%	85.00%	85.00%	85.00%
Actual	85.00%	88.67%	89.21%	91.80%	
Notes:					



FC 180 — Social Services - Administration

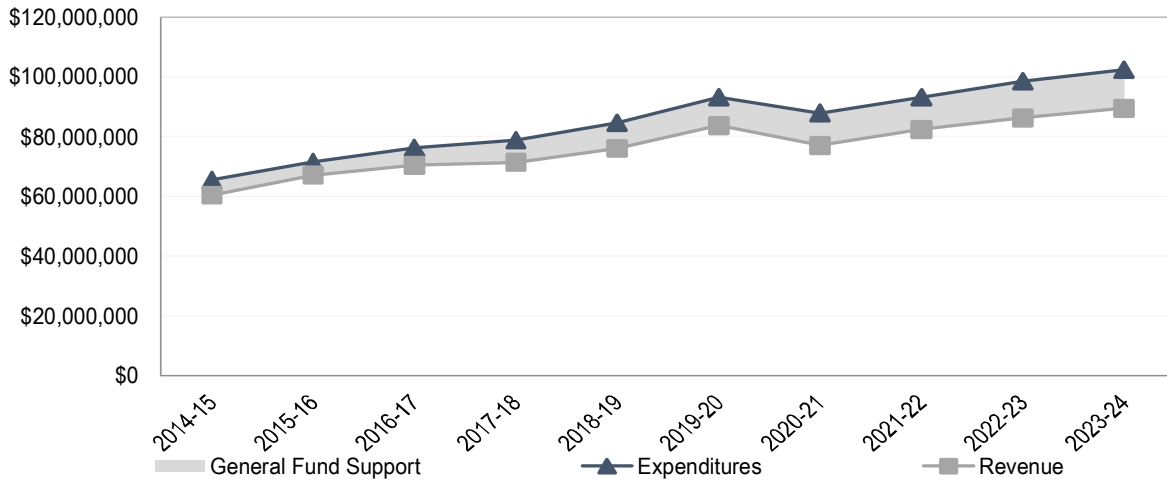
Devin Drake - Social Services Director

Social Services Administration provides mandated social services programs countywide for children and adults.

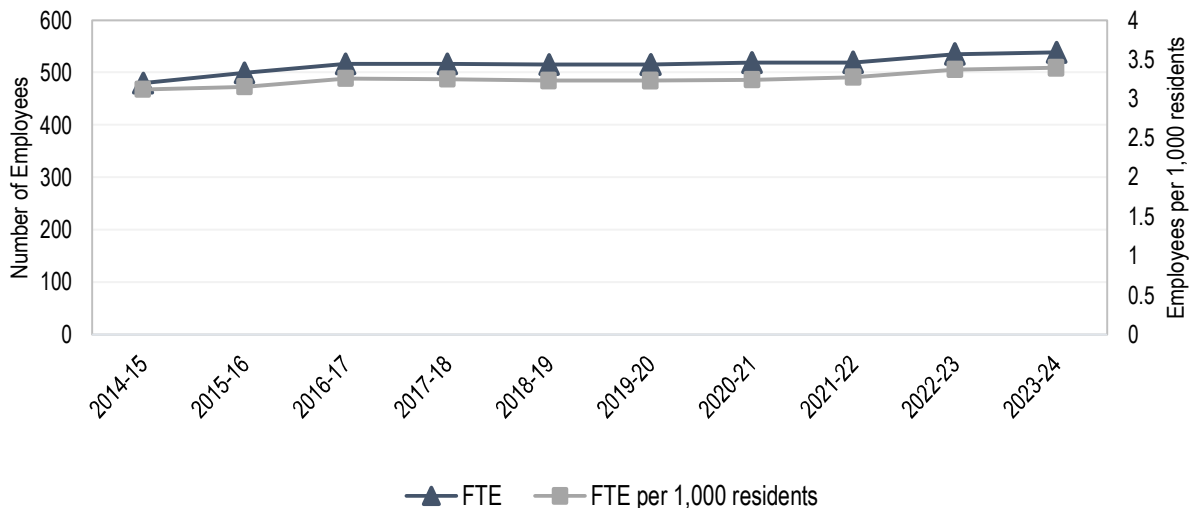
BUDGET AT A GLANCE

	FY 2023-24 Adopted	Change from FY 2022-23 Adopted	% Change
Expenditures	\$102,328,367	\$3,750,370	4%
Revenue	\$89,413,987	\$3,133,192	4%
General Fund Support	\$12,914,381	\$617,179	5%
Staffing Levels	529.50 FTE	(5.75) FTE	(1)%

Ten Year Budget History



Ten Year Staffing History



MISSION STATEMENT

We partner with the community to enhance self-sufficiency while ensuring that safety and basic human needs are met for the people of San Luis Obispo County.

SERVICE PROGRAMS

The Department of Social Services has a total expenditure level of \$102,413,057 and a total staffing level of 529.50 FTE to provide the following services:

Adult Services

Adult Services includes two major programs: Adult Protective Services (APS) and In-Home Supportive Services (IHSS), including Public Authority. APS provides services to elders and dependent adults who are unable to protect their own interests or to care for themselves. APS Social Workers investigate allegations of abuse or neglect, intervening when necessary, and provide community education and connection to resources. The IHSS Program assists with payment of personal and domestic services that enable blind, or disabled adults & children and elderly individuals, who have a Medi-Cal eligibility determination, to remain safely in their home. The Public Authority program works with IHSS care providers to complete background checks, enrollment processes and assistance with other caregiver related services.

Total Expenditures: \$15,291,982
General Fund Support: \$4,143,632
Total Staffing (FTE): 81.50

CalFresh (formerly Food Stamps)

This Federal program provides nutritional assistance to low-income households. The Department of Social Services is actively engaged in promoting outreach in the community to increase participation in the program. The receipt of CalFresh assistance helps stretch the household's budget and combat the increasingly expensive cost of living in our county. CalFresh program eligibility is based upon the application of Federal and State regulations.

Total Expenditures: \$14,775,987
General Fund Support: \$2,762,340
Total Staffing (FTE): 76.50

CalWORKS

The purpose of CalWORKS is to provide welfare-to-work employment training programs and temporary cash assistance to lift families out of poverty and become self-sufficient. Participants are required to participate in certain activities to work toward self-sufficiency and are required to work a certain number of hours.

Total Expenditures: \$20,797,986
General Fund Support: \$759,660
Total Staffing (FTE): 107.50

Child Welfare Services

In collaboration with other departments, agencies, and the community, the Child Welfare Services program provides services to strengthen families and reduce the incidence of child abuse and neglect. Social Workers investigate allegations of abuse and/or neglect and work with

families to develop plans to ensure the safety of children. When necessary, children are removed from the home and placed in foster care while plans for reunification are pursued and implemented. When reunification is not feasible, children are found permanent homes through adoption or guardianship.

Total Expenditures: \$24,641,215
General Fund Support: \$3,019,134
Total Staffing (FTE): 129.50

County Only Program

This includes the eligibility and administrative costs of the General Assistance Program that provides public assistance of last resort to indigent county residents. This mandated program is for persons who are otherwise ineligible for Federal, State, or other community aid programs.

Total Expenditures: \$1,627,568
General Fund Support: \$1,627,568
Total Staffing (FTE): 5.00

Medi-Cal

California's version of the Federal Medicaid program provides financial assistance for health care including medical and mental health services, devices, and prescription drugs for eligible people. The Department of Social Services determines program eligibility based upon the application of Federal and State regulations, which include the consideration of a person's age, physical or mental disability, other public assistance status, property, and income. The purpose of the Medi-Cal program is to provide comprehensive medical care benefits to all public assistance recipients and to certain other eligible persons who do not have sufficient funds to meet the costs of their medical care.

Total Expenditures: \$19,510,349
General Fund Support: \$0.00
Total Staffing (FTE): 100.00

Other Programs

This includes other programs provided by the department primarily for Children's Services, but also for foster care eligibility and services, CalFresh Employment and Training (CFET), and family preservation services.

Total Expenditures: \$2,875,064
General Fund Support: \$602,047
Total Staffing (FTE): 25.00

Workforce Investment and Opportunity Act (WIOA)

The Workforce Investment and Opportunity Act (WIOA) programs are designed to provide quality employment and training services to assist eligible individuals in finding and qualifying for meaningful employment and to help employers find the skilled workers they need to compete and succeed in business. The Department of Social Services serves as the Administrative Entity and Fiscal Agent for WIOA. In this capacity, the department receives the WIOA Title I grant funds

from the Employment Development Department and contracts with program service providers for the operation of the local One-Stop delivery system and program services for adults, dislocated workers, and youth.

Total Expenditures: \$2,892,906

General Fund Support: \$0.00

Total Staffing (FTE): 4.50

ACCOMPLISHMENTS AND OBJECTIVES

Following are some of the department's notable accomplishments for FY 2022-23 and some specific objectives for FY 2023-24:

FY 2022-23 Accomplishments

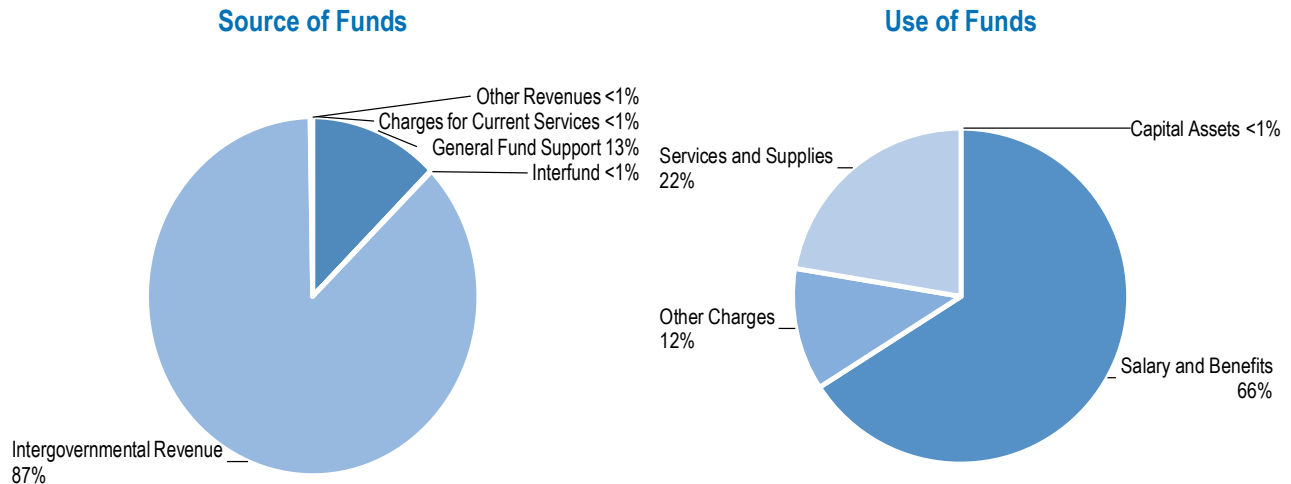
- A total of 101 families or individuals were housed through the Housing Support Program, Bringing Families Home program and Housing and Disability Advocacy Program in the first half of FY 2022/23.
- The number of children placed in congregate care dropped to 5, an all-time low and an incredible accomplishment.
- Recruited 57 new In-Home Supportive Services (IHSS) providers
- Recruited 21 new Resource Family Homes, 12 of whom will accept placement of older foster youth
- Completed countywide Comprehensive Prevention Plan in compliance with the Families First Prevention Services Act Part I
- Reduced the average number of youth in Planned Permanent Living Arrangements by 33%
- The Youth Engagement Program (YEP) expanded to serve more former foster youth. These youth ambassadors are provided training and support to participate in program and policy development and are connected with professional growth opportunities to support their individual goals and interests.
- Since launch of the Voluntary Family Maintenance (VFM) program in 2019 over 150 children have been served with less than 1% entering foster care within a year of service. For Fiscal Year 2022/23 to date 30 families have been served with a goal of serving an additional 40 families by end of this fiscal year.
- Worked in collaboration with the San Luis Obispo County Department of Education, Center for Family Strengthening and AmeriCorps programs to implement the early intervention program. This program features a youth mentor who is embedded at local middle schools in San Luis Obispo County. This mentor is available to provide youth information, training, and resources to combat the risk of human trafficking and exploitation.
- Participating CalFresh Households increased 11% based on an average of 12,687 households for FY 2021/22 to an average of 14,318 households for the first five (5) months of FY 2022/23.
- Our first Departmentwide Training Program Manager (PM) hired in April 2022 has developed and is in the process of facilitating monthly day-long New Hire Onboarding and Supervisor Essentials courses to all new hires and new supervisors.

FY 2023-24 Objectives

- House at least 140 households through all Department housing programs (Housing Support Program, Bringing Families Home, Housing and Disability Advocacy Program, Home Safe.
- Recruit at least 50 new IHSS providers
- Successfully implement prevention services in compliance with the Families First Prevention Services Act Part I.
- Recruit at least 25 unmatched homes, of which at least 50% will accept teens.
- Serve at least 10 youth with targeted specialized permanency services.
- Serve at least 15 youth through targeted early intervention and prevention of human trafficking services.
- Increase the number of CalFresh participating households by 5% over the current baseline average of 11,903 households for FY 2021-22 through outreach activities.
- Successfully exit 75 Welfare to Work individuals from CalWORKs as a result of obtaining employment with subsequent earnings and these individuals will not re-enter the CalWORKs program within 12 months of exiting.

FINANCIAL SUMMARY

	FY 2022-23 Adopted	FY 2022-23 Actual	FY 2023-24 Recommended	FY 2023-24 Adopted	Change from FY 2022-23
Intergovernmental Revenue	\$86,006,433	\$88,701,294	\$89,000,080	\$89,083,400	\$3,076,967
Charges for Current Services	\$17,500	\$11,700	\$14,000	\$14,000	\$(3,500)
Other Revenues	\$256,862	\$27,159	\$265,000	\$265,000	\$8,138
Interfund	\$0	\$343,879	\$51,587	\$51,587	\$51,587
Total Revenue	\$86,280,795	\$89,084,031	\$89,330,667	\$89,413,987	\$3,133,192
Salary and Benefits	\$62,628,656	\$63,178,186	\$67,317,236	\$67,414,120	\$4,785,464
Services and Supplies	\$21,761,635	\$23,517,281	\$22,876,221	\$22,876,221	\$1,114,586
Other Charges	\$14,048,404	\$15,697,924	\$12,097,717	\$12,097,717	\$(1,950,687)
Capital Assets	\$222,324	\$582,695	\$25,000	\$25,000	\$(197,324)
Gross Expenditures	\$98,661,019	\$102,976,086	\$102,316,174	\$102,413,057	\$3,752,038
Less Intrafund Transfers	\$(83,022)	\$(155,450)	\$(84,690)	\$(84,690)	\$(1,668)
Net Expenditures	\$98,577,997	\$102,820,636	\$102,231,484	\$102,328,367	\$3,750,370
General Fund Support	\$12,297,202	\$13,736,605	\$12,900,817	\$12,914,381	\$617,179



COUNTY ADMINISTRATOR’S COMMENTS AND RECOMMENDATIONS

The level of General Fund support for this budget is recommended to increase by \$603,615 or 5% compared to the FY 2022-23 Adopted Budget. Revenue is recommended to increase by \$3.0 million or 4% compared to the FY 2022-23 Adopted Budget primarily due to an estimated increase in state and federal revenue based on allocation increases according to the FY 2022-23 Governor’s January budget.

Total expenditures are recommended to increase \$3.7 million or 4% compared to the FY 2022-23 Adopted Budget due primarily to a \$4.7 million or 7% increase in salary and benefit accounts.

Services and supplies are recommended to increase \$1.1 million or 5% primarily due to a \$677,742 increase for In-Home Supportive Services (IHSS) program costs and a \$112,000 increase in Information Technology equipment replacement. Other charges are decreasing by \$2.0 million or 14% primarily due to a transfer of \$1.4 million in pass-through grants to FC 290. This reduction in expenditure offsets a \$648,053 increase in CAPSLO childcare program contract cost.

The FY 2023-24 recommended Position Allocation List (PAL) for the department includes a net decrease of 6.75 FTE compared to the FY 2022-23 adopted PAL.

FY 2022-23 Mid-Year PAL Changes:

On August 9, 2022, the Board approved the following change to the department’s PAL as part of the Plan to Address Homelessness:

- Addition of 1.00 FTE Division Manager Social Services
- Addition of 1.00 FTE Administrative Services Manager
- Addition of 1.00 FTE Business Systems Analyst I/II/III
- Addition of 1.00 FTE Program Manager I/II
- Addition of 1.00 FTE Program Review Specialist
- Addition of 2.00 FTE Administrative Assistant I/II/III
- Addition of 1.00 FTE Accountant I/II/III

- Addition of 1.00 FTE Accounting Technician

Transferred from FC 142

- Addition of 1.00 FTE Administrative Services Manager
- Addition of 3.00 FTE Program Manager I/II
- Addition of 1.00 Limited Term FTE Program Manager I/II (ending on 12/31/2024)
- Addition of 1.00 FTE Land Use Technician

On September 13, 2022, the Board approved the following change to the department's PAL to support the Homeless division:

- Addition of 1.00 FTE Division Manager - Homeless Services
- Delete 1.00 FTE Division Manager-Social Services

On February 7, 2023, the Board approved the following change to the department's PAL to address program and departmental growth and assist with implementation of the County's newly adopted Plan to Address Homelessness:

- Addition of 1.00 FTE Program Manager I/II
- Delete 1.00 FTE LT Program Manager I/II
- Addition of 2.00 FTE Information Technology Specialist I/II
- Delete 1.00 FTE Department Automation Specialist I/II/II
- Addition of 1.00 FTE Accounting Technician
- Delete 1.00 FTE Senior Account Clerk
- Addition of 1.00 FTE Legal Clerk
- Delete 1.00 FTE Administrative Assistant I/II/III

FY 2023-24 Recommended PAL Changes:

- Delete .75 FTE LT Administrative Assistant (Expired September 30, 2022)

Transfer to FC 290

- Delete 1.00 FTE Division Manager - Homeless Services
- Delete 3.00 FTE Administrative Services Manager
- Delete 1.00 FTE Business Systems Analyst I/II/III
- Delete 7.00 FTE Program Manager I/II
- Delete 1.00 FTE LT Program Manager I/II
- Delete 2.00 FTE Program Review Specialist
- Delete 1.00 FTE Land Use Technician
- Delete 2.00 FTE Administrative Assistant I/II/III
- Delete 1.00 FTE Accountant I/II/III

- Delete 1.00 Accounting Technician

Position Expired, Recommended BAR in FC 290

- Delete 2.00 FTE LT Administrative Services Officer I/II
- Delete 1.00 FTE LT Administrative Assistant I/II/III

Result of recommended budget augmentation requests

- Addition of 1.00 FTE LT Software Engineer I/II/III (Through June 30, 2026)

This budget includes the expenditures necessary to administer all programs provided by the Department of Social Services, as well as the County’s mandated share of IHSS program costs.

Due to budget reductions, this budget includes a reduction in Services and Supplies in the amount of \$94,000 which will discontinue the budget for modular office furniture adjustable bases and reduce contracted staff development and training.

The FY 2023-24 recommended budget includes an estimated \$313,515 in American Rescue Plan Act funding for the Restoration of Government Services Plan.

BOARD ADOPTED CHANGES

During the Budget hearing, the Board approved one Budget Augmentation Requests (BARs) for this fund center which amended the Position Allocation List (PAL) by adding 1.00 FTE Social Worker for In Home Supportive Services (IHSS) Quality Assurance (QA). This increased expenditures by \$96,884, revenue by \$83,320, and General Fund support by \$13,564. In addition, the Board approved changing the 1.00 FTE Limited Term Permanent Software Engineer I/II/III recommended as a BAR to a Permanent position.

BUDGET AUGMENTATION REQUESTS ADOPTED

Title: Request to add a 1.00 FTE LT Software Engineer I/II/III to manage new application development and existing system improvement.	
Expense: \$132,993	Funding Source(s): State Aid: \$59,847 Federal Aid: \$54,527 Realignment Trust: \$18,619
Intended Results: Adding the position will enable the Department to address existing backlog of software development, systems design, and automation services by:	
<ol style="list-style-type: none"> 1. Meeting existing mandates for software implementation, including implementation of CalSAWS by October 2023 and Enhanced Data Reporting by June 30, 2024. 2. Implementing the new HMIS System by June 30, 2024, for the newly created Homeless Division. 	
Title: Request to add a 1.00 FTE Social Worker for In Home Supportive Services (IHSS) Quality Assurance (QA).	
Expense: \$96,884	Funding Source(s): State Aid: \$83,320 General Fund: \$13,564
Intended Results: 1. Adding this position will enable the Department to meet 100% of the State required activities for the IHSS QA program.	

BUDGET AUGMENTATION REQUESTS NOT ADOPTED

<p>Title: Request to add 5.00 FTE additional Employment Resource Specialist (ERS) I/II/III's, 1.00 FTE additional ERS IV, and 1.0 FTE additional Employment Services Supervisor (ESS) to address the continued caseload growth and anticipated growth due to program regulatory changes.</p>	
<p>Expense: \$709,724</p>	<p>Funding Source(s): State Aid: \$319,375 Federal Aid: \$290,986 General Fund: \$99,363</p>
<p>Intended Results: 1. With the additional anticipated changes to statute and regulations and expiration of the COVID flexibilities/waivers, we will continue to fall further behind. Our goal is to process >= 90% of applications for all programs.</p>	
<p>Title: Request to add five (5) vehicles to the Social Services' vehicle pool.</p>	
<p>Expense: \$185,000</p>	<p>Funding Source(s): General Fund: \$185,000</p>
<p>Intended Results: 1. Upon approval of this BAR, the Social Services department will work with purchasing to add additional cars to the Social Services fleet.</p>	
<p>Title: Request to add a 1.00 FTE Social Services Program Review Specialist (PRS) to expand both mandated departmentwide training and training needs identified in the Department's Strategic Plan.</p>	
<p>Expense: \$120,500</p>	<p>Funding Source(s): General Fund: \$120,500</p>
<p>Intended Results: 1. Coordinate and offer mental health first aid and verbal de-escalation training to 100% of staff. 2. Update at least ten Employee Statements and/or Department specific Neogov trainings by March 31, 2024. 3. Restructure the LEAD Mentoring Program for implementation by January 1, 2024.</p>	

GOALS AND PERFORMANCE MEASURES

<p>Department Goal: To provide for the safety, permanence and well-being of children.</p>					
<p>1. Performance Measure: Percentage of child abuse/neglect referrals where a response is required within 10 days and where contact was made within the required period.</p>					
<p>Child Welfare referrals may warrant either an 'Immediate' response or a '10-day' response, depending on the severity of the allegation. Beginning in FY 2015-16, the State began measuring performance as a percentage of referrals in which in-person contact was made with the family and the alleged victim rather than merely measuring attempts at contact. The County responds to approximately 1,400 '10-day' responses in a year.</p>					
	FY 2019-20	FY 2020-21	FY 2021-22	FY 2022-23	FY 2023-24
Target	92.00%	92.00%	92.00%	92.00%	92.00%
Actual	94.00%	92.00%	94.00%	92.00%	
<p>Notes:</p>					
<p>2. Performance Measure: Percentage of children who do not reenter foster care within 12 months of being reunified with their families.</p>					
<p>This performance measure tracks the percentage of children who do not reenter foster care within 12 months after being returned to their families.</p>					
	FY 2019-20	FY 2020-21	FY 2021-22	FY 2022-23	FY 2023-24
Target	92.00%	92.00%	92.00%	92.00%	92.00%
Actual	93.00%	86.00%	81.00%	76.20%	
<p>Notes: For this reporting period there were 48 minors who did not re-enter foster care within 12 months and 15 who did. Of the 15 who did re-enter, there were 11 children who comprised multiple sibling sets ñ one sibling set of two, one sibling set of four and one sibling set of five. If these sibling sets were counted as three single households instead of as 11 separate entries, the department would have met an 89% success rate of youth who did not re-enter care.</p>					

Department Goal: To provide services in a manner that is both effective and efficient.

3. Performance Measure: Percentage of Social Security Income (SSI) approvals that occurred within one year after disabled individuals began receiving assistance in applying for these benefits.

This performance measure tracks the percentage of Supplemental Security Income (SSI) approvals that occurred within one year after disabled individuals have been approved for General Assistance and began receiving assistance from the County's 'Benefits ARCH' program. The Benefits ARCH program provides disabled applicants with one-on-one assistance from Employment Resource Specialists in applying for federal SSI benefits, a process that can be particularly difficult to navigate especially for those with physical or mental disabilities. The Employment Resource Specialists assist in gathering all necessary information and forms, and packages the forms in a manner that facilitates expedited consideration by employees of the Social Security Administration.

	FY 2019-20	FY 2020-21	FY 2021-22	FY 2022-23	FY 2023-24
Target	60.00%	60.00%	60.00%	60.00%	60.00%
Actual	61.00%	21.00%	19.05%	31.03%	

Notes: Final FY 21-22 data report reflected 31.03% as additional approvals were recorded for individuals late in the fiscal year. Department of Social Services assists all General Assistance (GA) disabled applicants with the SSI application submittal. However, the Social Security Administration (SSA) is the approving entity, and the Department has no control over the timeliness of these approvals. Staff assist participants with their application as soon as they engage with them, but the process can be delayed by the participant, SSA or both. There are still lingering impacts from the COVID-19 public health emergency. Doctor availability for appointments continue to be problematic. In addition, the SSA availability was limited until April 2022 when they re-opened their doors to the public.

4. Performance Measure: Timely face to face contacts with children in Foster Care.

This performance measure tracks the percentage of Social Worker face to face visits with children in foster care that were done within the required time-frame, which is most often monthly. In a typical month, approximately 420 children require a face to face visit with a Social Worker no matter where they are living, including outside of California.

	FY 2019-20	FY 2020-21	FY 2021-22	FY 2022-23	FY 2023-24
Target	97.00%	97.00%	97.00%	97.00%	97.00%
Actual	98.00%	98.00%	97.00%	97.00%	

Notes:

5. Performance Measure: Percentage of timely Adult Protective Services (APS) face to face responses.

This performance measure tracks the percentage of APS face to face responses that are completed within the mandated timeframe. Reports may be classified as 'immediate,' requiring a response within 24 hours, or as not immediate, requiring an in-person response within 10 days.

	FY 2019-20	FY 2020-21	FY 2021-22	FY 2022-23	FY 2023-24
Target	90.00%	90.00%	90.00%	90.00%	90.00%
Actual	96.00%	90.00%	97.70%	98.50%	

Notes:

Department Goal: To enhance opportunities for individuals to achieve self-sufficiency.

6. Performance Measure: Percentage of CalWORKs participant families who are able to leave the CalWORKs public assistance program due to increased earned income.

This performance measure tracks the percentage of CalWORKs families who have left the program due to the household having increased earned income.

	FY 2019-20	FY 2020-21	FY 2021-22	FY 2022-23	FY 2023-24
Target	18.00%	19.00%	19.00%	19.00%	19.00%
Actual	16.00%	10.00%	12.30%	11.80%	

Notes: The target has continued to be unmet due to the impacts of the COVID-19 pandemic. The department has been limited in the services that can be provided related to employment services. Many participants have been granted good cause (per State guidelines) from participating in Welfare to Work requirements, and this has resulted in fewer participants exiting the CalWORKs program due to increased income.



FC 182 — Social Services - CalWORKs

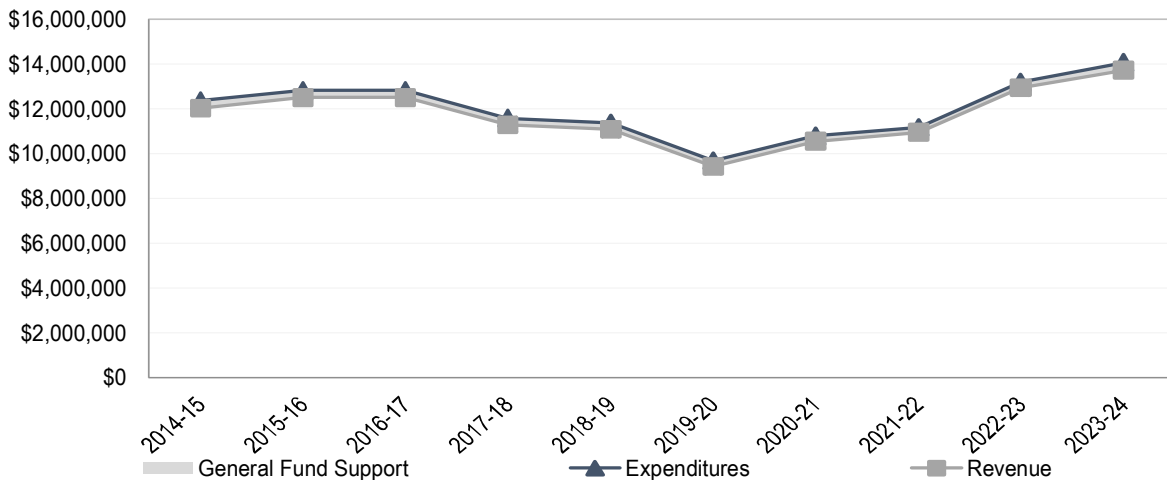
Devin Drake - Social Services Director

CalWORKs provides cash assistance and employment services to families with children county-wide.

BUDGET AT A GLANCE

	FY 2023-24 Adopted	Change from FY 2022-23 Adopted	% Change
Expenditures	\$14,061,786	\$876,468	7%
Revenue	\$13,718,947	\$789,466	6%
General Fund Support	\$342,839	\$87,002	34%
Staffing Levels	0.00 FTE	0.00 FTE	<1%

Ten Year Budget History



PURPOSE STATEMENT

CalWORKs provides temporary cash assistance and welfare-to-work employment training programs. In partnership with the community, CalWORKs enhances self-sufficiency while ensuring that safety and basic human needs are met for the people of San Luis Obispo County. Funding for CalWORKs comes primarily from State and Federal revenue and staffing for the program is reflected in Fund Center 180 – Social Services-Administration.

SERVICE PROGRAMS

CalWORKs functions under the Department of Social Services. CalWORKs has a total expenditure level of \$14,061,786 to provide the following services:

CalWORKS

The purpose of CalWORKs is to provide welfare-to-work employment training programs and temporary cash assistance to lift families out of poverty and become self-sufficient. Participants are required to participate in certain activities to work toward self-sufficiency and are required to work a certain number of hours.

Total Expenditures: \$14,061,786

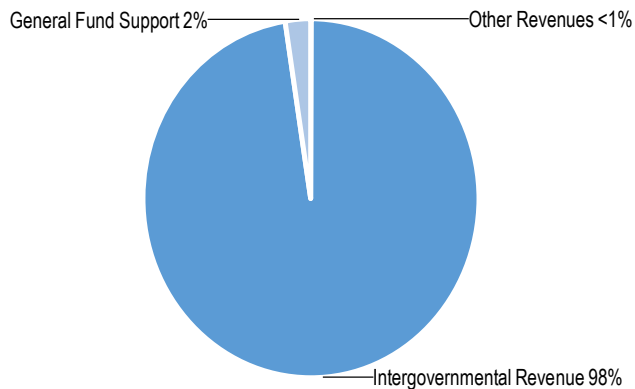
General Fund Support: \$342,839

Total Staffing (FTE): *Staffing is reflected in Fund Center 180 – Social Services Administration

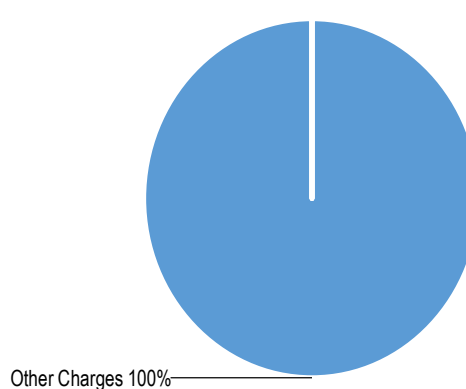
FINANCIAL SUMMARY

	FY 2022-23 Adopted	FY 2022-23 Actual	FY 2023-24 Recommended	FY 2023-24 Adopted	Change from FY 2022-23
Intergovernmental Revenue	\$12,897,131	\$13,310,285	\$13,710,249	\$13,710,249	\$813,118
Other Revenues	\$32,350	\$18,748	\$8,698	\$8,698	\$(23,652)
Total Revenue	\$12,929,481	\$13,329,033	\$13,718,947	\$13,718,947	\$789,466
Other Charges	\$13,185,318	\$13,451,214	\$14,061,786	\$14,061,786	\$876,468
Gross Expenditures	\$13,185,318	\$13,451,214	\$14,061,786	\$14,061,786	\$876,468
General Fund Support	\$255,837	\$122,182	\$342,839	\$342,839	\$87,002

Source of Funds



Use of Funds



COUNTY ADMINISTRATOR'S COMMENTS AND RECOMMENDATIONS

The level of General Fund support for this budget is recommended to increase by \$87,002 or 34% compared to the FY 2022-23 Adopted Budget. This budget includes expense for CalWORKs benefits paid to program participants and does not include administrative cost. The costs for administering the program are included in Fund Center 180 - Social Services Administration. Revenue is budgeted to increase based on the Governor's January budget. Expense is budgeted to increase based on current year caseloads. Compared to FY 2021-22, FY 2022-23 average continuing caseloads have increased 3% and intake caseloads have increased 16%.

This fund center does not have a Position Allocation List (PAL) as staffing is reflected in Fund Center 180 – Social Services Administration.

BOARD ADOPTED CHANGES

None.

BUDGET AUGMENTATION REQUESTS ADOPTED

None requested.



FC 181 — Social Services - Foster Care and Adoptions

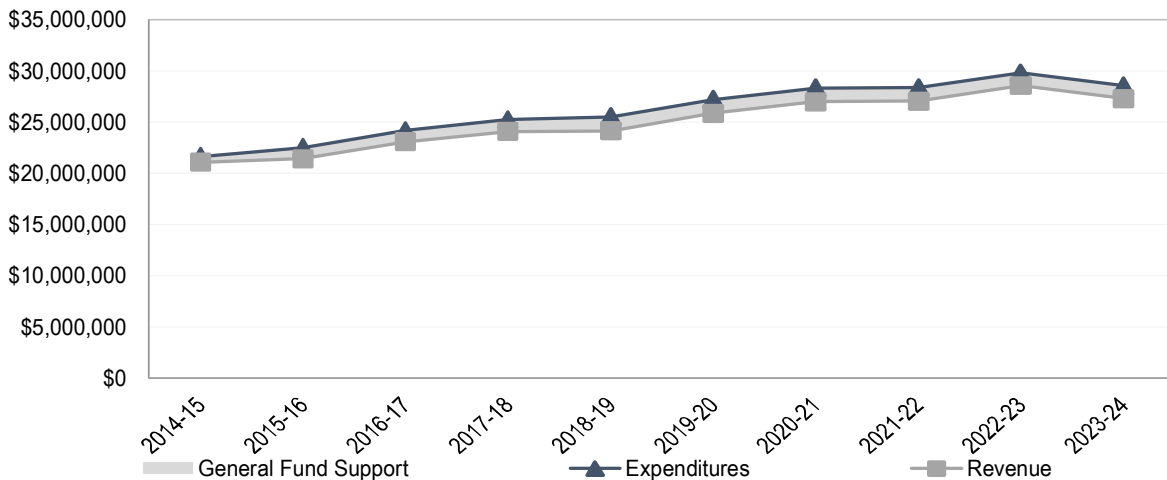
Devin Drake - Social Services Director

Foster Care/ Adoptions provides temporary homes for children who cannot remain safely in their own homes, as well as adoption assistance, supportive services, and transitional housing for youth ages 18-21.

BUDGET AT A GLANCE

	FY 2023-24 Adopted	Change from FY 2022-23 Adopted	% Change
Expenditures	\$28,528,850	\$(1,269,700)	(4)%
Revenue	\$27,272,147	\$(1,280,117)	(4)%
General Fund Support	\$1,256,703	\$10,417	1%
Staffing Levels	0.00 FTE	0.00 FTE	<1%

Ten Year Budget History



PURPOSE STATEMENT

The Foster Care program provides funding for children who enter foster care, ongoing support to families who have foster or adopted children, and stable housing with supportive services to foster youth participating in Extended Foster Care. In partnership with the community, the Foster Care program enhances self-sufficiency while ensuring that safety and basic human needs are met for the people of San Luis Obispo County. Funding for these programs comes primarily from State and Federal revenue and staffing for the Foster Care program is reflected in Fund Center 180 – Social Services-Administration.

SERVICE PROGRAMS

Foster Care functions under the Department of Social Services. Foster Care has a total expenditure level of \$28,528,850 to provide the following services:

Foster Care

To provide foster care for children who enter the foster care system through the Department of Social Services or the Probation Department. The Department of Social Services dependent children are placed in foster care as a result of abuse or neglect. The Probation Department places justice involved youth in foster care when continued residence in the home of the parent or legal guardian is contrary to the youth's welfare.

Total Expenditures: \$15,801,774
 General Fund Support: \$1,256,703
 Total Staffing (FTE): *Staffing is reflected in Fund Center 180 – Department of Social Services

Adoptions

The Adoptions Assistance Program provides ongoing support to families who have adopted children.

Total Expenditures: \$12,276,958
 General Fund Support: \$140,853
 Total Staffing (FTE): *Staffing is reflected in Fund Center 180 – Department of Social Services

Transitional Housing Program

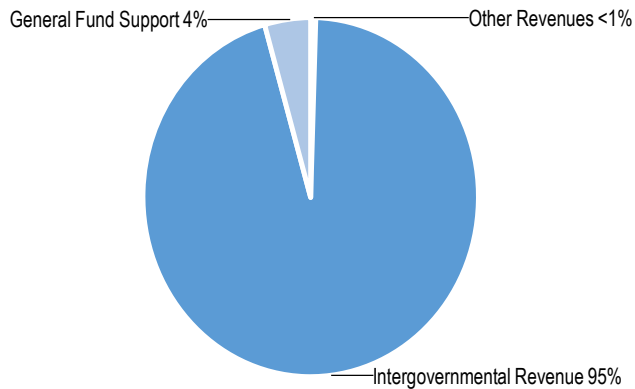
The Transitional Housing Program provides stable housing and supportive program services to foster youth participating in Extended Foster Care between the ages to 18 and 21, facilitating their transition to adulthood.

Total Expenditures: \$450,118
 General Fund Support: \$0.00
 Total Staffing (FTE): *Staffing is reflected in Fund Center 180 – Department of Social Services

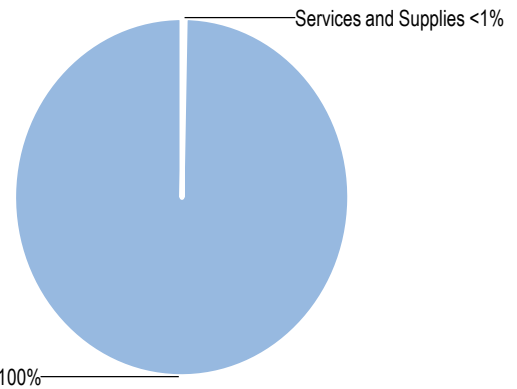
FINANCIAL SUMMARY

	FY 2022-23 Adopted	FY 2022-23 Actual	FY 2023-24 Recommended	FY 2023-24 Adopted	Change from FY 2022-23
Intergovernmental Revenue	\$28,331,234	\$23,169,094	\$27,135,736	\$27,135,736	\$(1,195,498)
Other Revenues	\$221,030	\$173,282	\$136,411	\$136,411	\$(84,619)
Total Revenue	\$28,552,264	\$23,342,376	\$27,272,147	\$27,272,147	\$(1,280,117)
Services and Supplies	\$92,165	\$92,165	\$92,165	\$92,165	\$0
Other Charges	\$29,706,385	\$23,996,262	\$28,436,685	\$28,436,685	\$(1,269,700)
Gross Expenditures	\$29,798,550	\$24,088,427	\$28,528,850	\$28,528,850	\$(1,269,700)
Less Intrafund Transfers	\$0	\$(144,790)	\$0	\$0	\$0
Net Expenditures	\$29,798,550	\$23,943,637	\$28,528,850	\$28,528,850	\$(1,269,700)
General Fund Support	\$1,246,286	\$601,262	\$1,256,703	\$1,256,703	\$10,417

Source of Funds



Use of Funds



COUNTY ADMINISTRATOR’S COMMENTS AND RECOMMENDATIONS

The level of General Fund support for this budget is recommended to increase by \$10,417 or less than 1% compared to the FY 2022-23 Adopted Budget. Revenues are recommended to decrease by \$1.3 million or 4.5% due to a decrease in State Aid based on the Governor’s January budget. Expenditures are decreasing by \$1.3 million or 4% due to a decrease in Foster Care and Adoptions expenditures based on current year caseloads. The General Fund support recommended for FY 2023-24 is based on the number and types of cases being administered through this fund center. Foster Care continuing caseloads have remained steady with a slight decrease of 2.9% in FY 2022-23. The average caseload for the Federally eligible Adoption Assistance Program has remained consistent with prior year.

This fund center does not have a Position Allocation List (PAL) as staffing is reflected in Fund Center 180 – Social Services Administration.

The FY 2023-24 recommended budget includes an estimated \$120,106 in American Rescue Plan Act funding.

BOARD ADOPTED CHANGES

None.

BUDGET AUGMENTATION REQUESTS ADOPTED

None requested.



FC 185 — Social Services - General Assistance

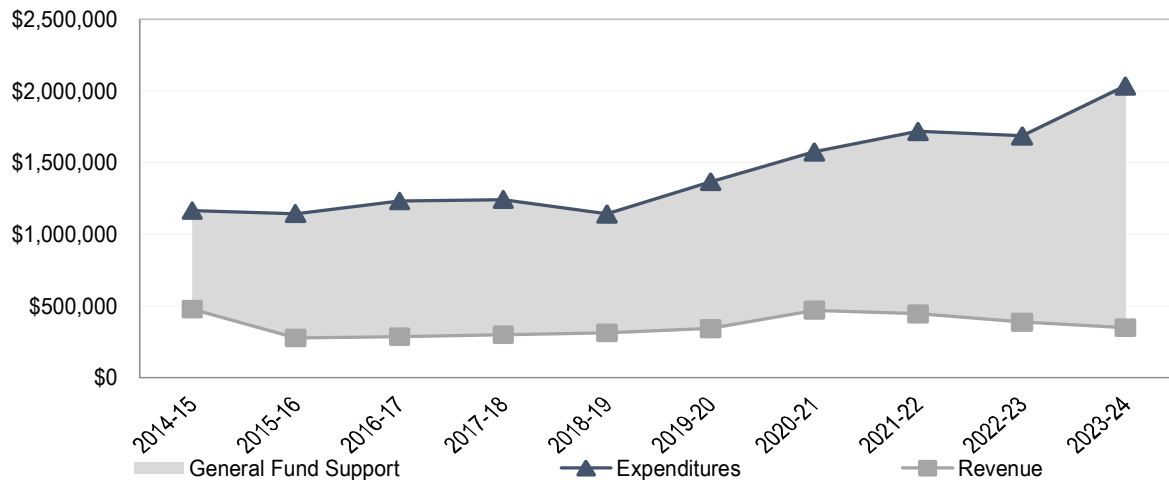
Devin Drake - Social Services Director

General Assistance provides cash aid for individuals and families countywide who are not eligible for assistance under any other program.

BUDGET AT A GLANCE

	FY 2023-24 Adopted	Change from FY 2022-23 Adopted	% Change
Expenditures	\$2,033,322	\$348,138	21%
Revenue	\$348,824	\$(37,436)	(10)%
General Fund Support	\$1,684,498	\$385,574	30%
Staffing Levels	0.00 FTE	0.00 FTE	<1%

Ten Year Budget History



PURPOSE STATEMENT

General Assistance provides funding for public assistance of last resort to indigent residents of San Luis Obispo County. In partnership with the community, General Assistance enhances self-sufficiency while ensuring that safety and basic human needs are met for the people of San Luis Obispo County. Funding for General Assistance comes primarily from the County General Fund and Supplemental Security Income funds and staffing for the program is reflected in Fund Center 180 – Social Services-Administration.

SERVICE PROGRAMS

General Assistance functions under the Department of Social Services. General Assistance has a total expenditure level of \$2,033,322 to provide the following services:

General Assistance Program

This mandated program provides public assistance of last resort to indigent county residents. It is for persons who are otherwise ineligible for Federal, State, or other community aid programs.

Total Expenditures: \$2,033,322

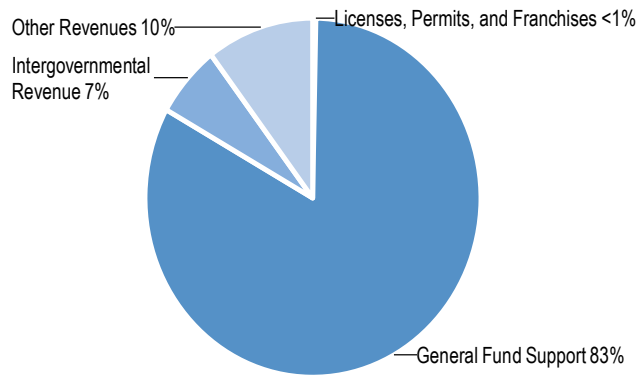
General Fund Support: \$1,684,498

Total Staffing (FTE): *Staffing is reflected in Fund Center 180 – Social Services Administration

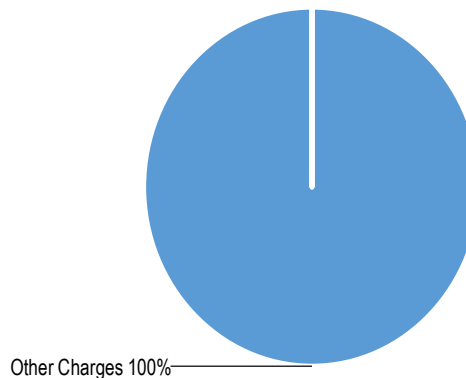
FINANCIAL SUMMARY

	FY 2022-23 Adopted	FY 2022-23 Actual	FY 2023-24 Recommended	FY 2023-24 Adopted	Change from FY 2022-23
Licenses, Permits, and Franchises	\$6,015	\$6,166	\$6,081	\$6,081	\$66
Intergovernmental Revenue	\$119,712	\$120,660	\$132,394	\$132,394	\$12,682
Other Revenues	\$260,533	\$169,493	\$210,349	\$210,349	\$(50,184)
Total Revenue	\$386,260	\$296,319	\$348,824	\$348,824	\$(37,436)
Other Charges	\$1,685,184	\$2,014,970	\$2,033,322	\$2,033,322	\$348,138
Gross Expenditures	\$1,685,184	\$2,014,970	\$2,033,322	\$2,033,322	\$348,138
General Fund Support	\$1,298,924	\$1,718,651	\$1,684,498	\$1,684,498	\$385,574

Source of Funds



Use of Funds



COUNTY ADMINISTRATOR’S COMMENTS AND RECOMMENDATIONS

The level of General Fund support for this budget is recommended to increase by \$385,574 or 30% compared to the FY 2022-23 Adopted Budget.

Revenues are recommended to decrease by \$37,436 or 10% compared to the FY 2022-23 Adopted Budget. Revenue in this fund center consists largely of reimbursements for Cash Assistance Program for Immigrants (CAPI) and Supplemental Security Income/State Supplementary Program (SSI/SSP) expenditures. SSI/SSP reimbursements are dependent upon determinations made by Federal disability evaluation staff. The decrease in revenue is primarily due to a \$50,184 or 20% decrease in SSI/SSP reimbursements which help to recoup the County costs for General Assistance.

Expenditures are recommended to increase by \$348,138 or 21% compared to the FY 2022-23 Adopted Budget. The increase is due to a \$320,985 or 21% increase in General Assistance expenditures, a \$19,259 or 45% increase in indigent cremation expenditures, and a \$7,894 or 6% increase in CAPI expenditures based on current year projections. This budget only includes expenses for benefits paid to program participants. The costs for administering the General Assistance program are included in Fund Center 180 - Social Services Administration.

This fund center does not have a Position Allocation List (PAL) as staffing is reflected in Fund Center 180 – Social Services Administration.

BOARD ADOPTED CHANGES

None.

BUDGET AUGMENTATION REQUESTS ADOPTED

None requested.



FC 290 — Social Services - Homeless and Affordable Housing

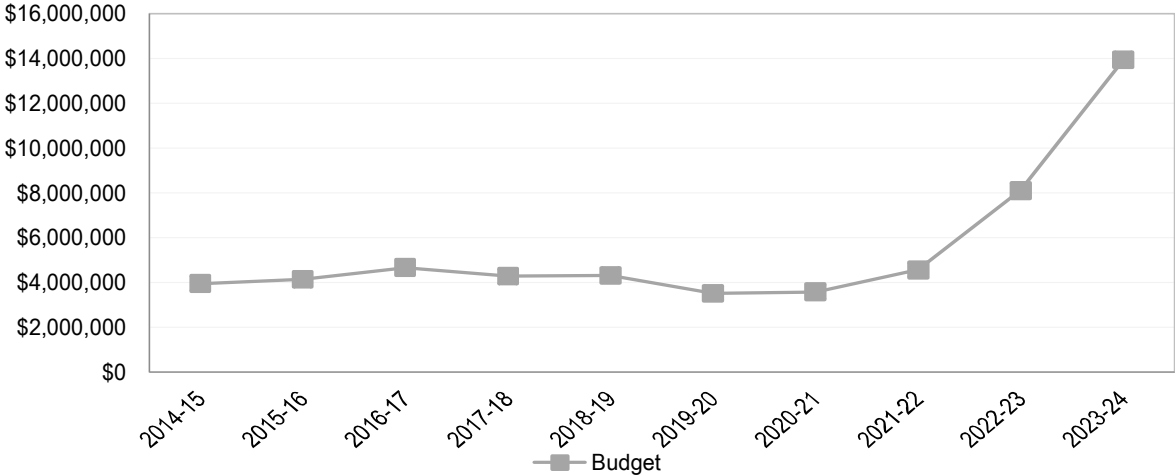
Devin Drake - Social Services Director

Homeless and Affordable Housing provides programs that support affordable housing, emergency shelter services, economic development opportunities, and public improvements. Homeless and Affordable Housing operates as a Special Revenue Fund outside the County General Fund.

BUDGET AT A GLANCE

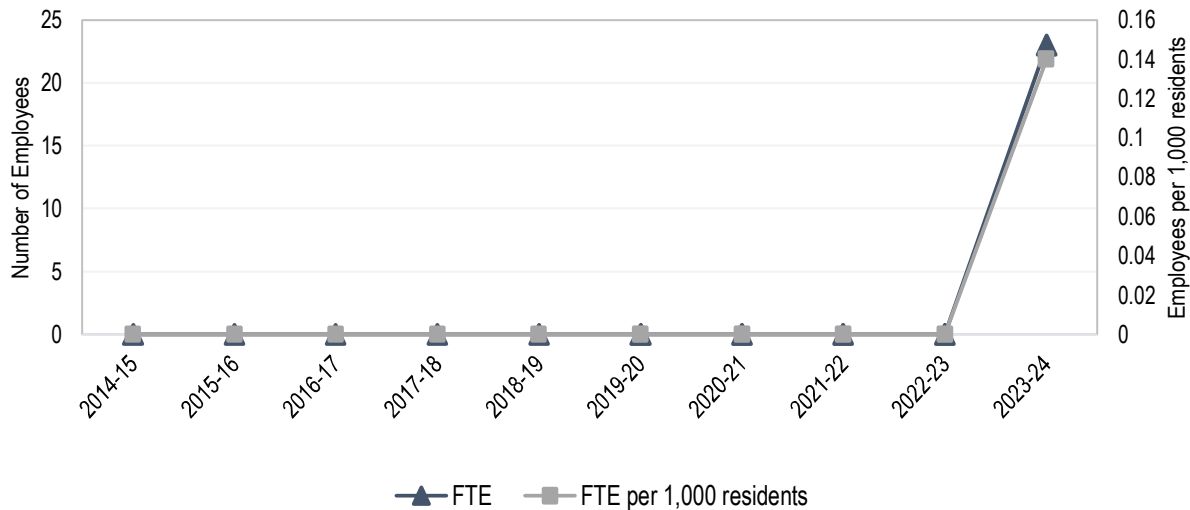
	FY 2023-24 Adopted	Change from FY 2022-23 Adopted	% Change
Expenditures	\$13,934,252	\$5,836,529	72%
Revenue	\$13,934,252	\$5,836,529	72%
Staffing Levels	23.00 FTE	23.00 FTE	0%

Ten Year Budget History



Health and Human Services

Ten Year Staffing History



MISSION STATEMENT

The mission of the Homeless Services Division is to reduce homelessness in San Luis Obispo County by partnering with the community and through the administration of programs and funding that provide affordable housing and sheltering options to the community, and services for our unhoused citizens.

SERVICE PROGRAMS

Homeless Services Division functions under the Social Services Department. Homeless Services Division has a total expenditure level of \$14,204,200 and a total staffing level of 23.00 FTE to provide the following services:

Homeless Services and Affordable Housing Funds

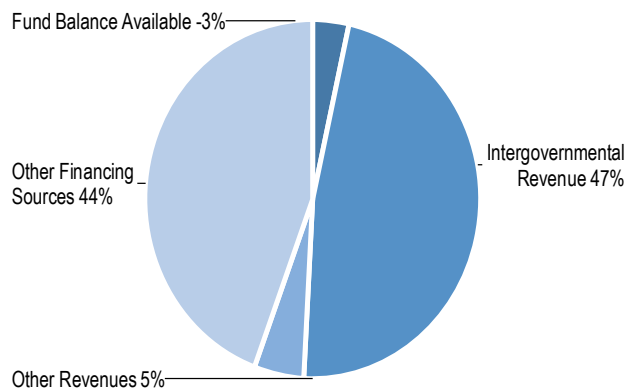
These programs focus on promoting a communitywide commitment to the goal of ending homelessness and assisting homeless individuals and families by quickly re-housing, minimizing trauma and dislocation, promoting utilization of mainstream programs and optimizing self-sufficiency.

Total Expenditures: \$14,204,200
 General Fund Support: \$6,642,193
 Total Staffing (FTE): 23.00

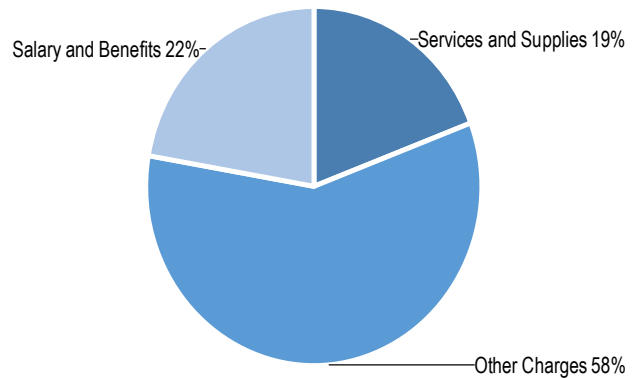
FINANCIAL SUMMARY

	FY 2022-23 Adopted	FY 2022-23 Actual	FY 2023-24 Recommended	FY 2023-24 Adopted	Change from FY 2022-23
Revenue from Use of Money & Property	\$0	\$3,531	\$0	\$0	\$0
Intergovernmental Revenue	\$7,459,385	\$6,988,127	\$7,091,386	\$7,091,386	\$(367,999)
Other Revenues	\$542,982	\$6,855	\$723,273	\$723,273	\$180,291
Other Financing Sources	\$38,555	\$39,761	\$6,098,235	\$6,642,193	\$6,603,638
Total Revenue	\$8,040,922	\$7,038,274	\$13,912,894	\$14,456,852	\$6,415,930
Fund Balance Available	\$56,801	\$0	\$0	\$(522,600)	\$(579,401)
Total Financing Sources	\$8,097,723	\$7,038,274	\$13,912,894	\$13,934,252	\$5,836,529
Salary and Benefits	\$0	\$0	\$3,162,109	\$3,162,109	\$3,162,109
Services and Supplies	\$587,246	\$696,894	\$2,735,228	\$2,735,228	\$2,147,982
Other Charges	\$7,453,676	\$6,336,634	\$8,285,505	\$8,306,863	\$853,187
Transfers-Out	\$40,190	\$40,190	\$0	\$0	\$(40,190)
Gross Expenditures	\$8,081,112	\$7,073,718	\$14,182,842	\$14,204,200	\$6,123,088
Less Intrafund Transfers	\$0	\$0	\$(269,948)	\$(269,948)	\$(269,948)
Net Expenditures	\$8,081,112	\$7,073,718	\$13,912,894	\$13,934,252	\$5,853,140
Contingencies	\$16,611	\$0	\$0	\$0	\$(16,611)
Total Financing Requirements	\$8,097,723	\$7,073,718	\$13,912,894	\$13,934,252	\$5,836,529

Source of Funds



Use of Funds



COUNTY ADMINISTRATOR'S COMMENTS AND RECOMMENDATIONS

Homeless Services is a Special Revenue Fund Center primarily funded by Intergovernmental Revenue but receives significant General Fund support. The General Fund contribution is \$6 million or 44% of total budget.

Approximately \$5.3 million of the total \$13.9 million in revenue budgeted in FY 2023-24 represents grant funding from the U.S. Department of Housing and Urban Development (HUD). The budget also includes \$1.5 million in Permanent Local Housing Allocation (PLHA) program funds which is an on-going state funding source from Senate Bill (SB) 2 “Building Homes and Jobs Act” for cities and counties to address their highest priority housing and homelessness needs. Additionally, the recommended budget includes \$723,273 from the County’s Inclusionary Housing In-Lieu (Title 29) fees to support affordable housing projects.

The breakdown of the various revenue sources is shown in the table below.

Funding Source	Amount
Community Development Block Grant (CDBG)	\$2,155,290
HOME Investment Partnership (HOME)	\$1,697,245
Emergency Shelter Grant (ESG)	\$307,963
Continuum of Care (CoC)	\$1,108,896
Inclusionary Housing In-Lieu Fees (Title 29)	\$723,273
Permanent Local Housing Allocation (PLHA)	\$1,492,388
Homeless Housing, Assistance, and Prevention Program (HHAP) and California Emergency Solutions and Housing (CESH)	\$329,604
Total Funding	\$7,814,659

More than \$896,000 in Community Development Block Grant (CDBG) funds will be distributed to six incorporated cities. In addition, approximately \$6.3 million in grant funds be distributed to various non-profit organizations.

The recommended budget includes \$126,000 of General Fund support to fund homeless programs allocated for service providers based on a competitive application process. After receiving applications for the County’s General Fund support funds, an ad-hoc subcommittee of the Homeless Services Oversight Council (HSOC) will meet to discuss and recommend funding allocations using the County Community Development Block Grant (CDBG) Public Services funds, Emergency Solutions Grant (ESG) funds, and General Fund support as part of the County’s Action Plan process.

FY 2023-24 Recommended PAL Changes:

Transfer from FC 180

- Addition of 1.00 FTE Division Manager - Homeless Services
- Addition of 3.00 FTE Administrative Services Manager
- Addition of 1.00 FTE Business Systems Analyst I/II/III
- Addition of 7.00 FTE Program Manager I/II
- Addition of 1.00 FTE LT Program Manager I/II
- Addition of 2.00 FTE Program Review Specialist
- Addition of 1.00 FTE Land Use Technician
- Addition of 2.00 FTE Administrative Assistant I/II/III

- Addition of 1.00 FTE Accountant I/II/III
- Addition of 1.00 Accounting Technician

Result of recommended budget augmentation requests

- Addition of 2.00 FTE LT Administrative Services Officer I/II (Through June 30, 2024)
- Addition of 1.00 FTE LT Administrative Assistant I/II/III (Through June 30, 2024)

The FY 2023-24 recommended budget includes an estimated \$1,606 in American Rescue Plan Act funding.

BOARD ADOPTED CHANGES

At FY 2022-23 year end, the final Fund Balance Available (FBA) for the General Fund was \$6,906,817 higher than what had been estimated during the FY 2023-24 budget development. Of the additional unanticipated FBA, the Board appropriated \$543,958 to FC 290 – Social Services – Homeless Services and Affordable Housing to transfer Board approved funding for homeless projects originally budgeted in FC 180 – Social Services – Administration in FY 2022-23.

BUDGET AUGMENTATION REQUESTS ADOPTED

Title: Request for funding to support Homeless Street Outreach and Prevention in alignment with the San Luis Obispo Countywide Plan to Address Homelessness, 2022-2027.	
Expense: \$1,500,000	Funding Source(s): General Fund: \$1,500,000
Intended Results:	
1. Improve service provider recruitment and retention.	
2. Utilize social workers for street outreach.	
3. Reduce the number of people who enter homelessness.	
Title: Request to extend 2.00 FTE ASO II, 1.00 FTE AA III Through June 30, 2024 to allow the County to meet grant requirements.	
Expense: \$341,653	Funding Source(s): General Fund: \$341,653
Intended Results:	
1. Extending these positions will enable the division to meet grant requirement.	

Department Goal: To reduce homelessness in San Luis Obispo County.					
1. Performance Measure: Percentage of households assisted with Homelessness Prevention that do not enter homelessness within 12 months after receiving help.					
In accordance with the County's Five-Year Plan to Address Homelessness, the Division will allocate the appropriate portion of its state grant funding to prevent homelessness. After households receive Homeless Prevention assistance, the Division will track whether the household become homeless at any point during the following 12 months.					
	FY 2019-20	FY 2020-21	FY 2021-22	FY 2022-23	FY 2023-24
Target	0.00%	0.00%	0.00%	0.00%	90.00%
Actual	0.00%	0.00%	0.00%	0.00%	
Notes: This is a new performance measure for FY 2023-24. The Division was established after the adoption of the FY 2022-23 budget, so no outcome measures were included in the FY 2022-23 budget.					

2. Performance Measure: Number of Permanent Supportive Housing beds, interim housing units, and low- and very low-income housing units added in the County.

In accordance with the County's Five-Year Plan to Address Homelessness, the Division will work to increase the number of permanent supportive housing beds available to people who are experiencing chronic homelessness and will also work to increase the overall supply of interim housing and low- and very low-income housing units in the County. The specific goal is to add a total of 1667 low- and very low-income housing units, including 500 Permanent Supportive Housing beds and 300 interim housing units over the course of the County's Five-Year Plan to Address Homelessness.

	FY 2019-20	FY 2020-21	FY 2021-22	FY 2022-23	FY 2023-24
Target	0.00	0.00	0.00	0.00	200.00
Actual	0.00	0.00	0.00	113.00	

Notes: This is a new performance measure for FY 2023-24. The target for FY 2022-23 is set to zero due to the technical nature of budget development timing (the Division was established after the adoption of the FY 2022-23 budget). The intended FY 2022-23 target is 100. Of the 113 units added in FY 2022-23, none were permanent supportive housing beds or interim housing units - all were low-income housing units.



FC 186 — Veterans Services

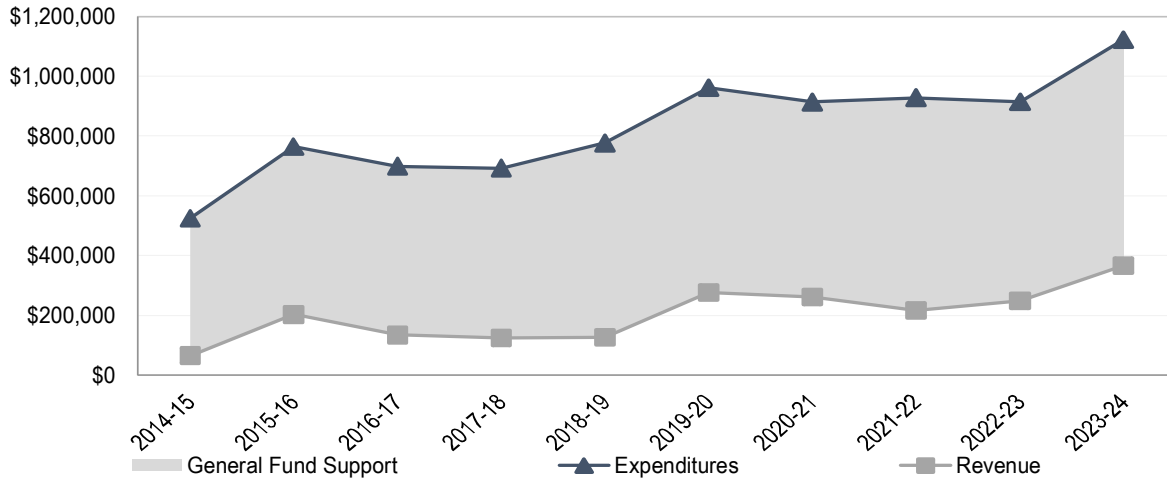
Morgan Boyd - Veterans Services Officer

Veterans Services provides advocacy and benefit services for veterans and their dependents.

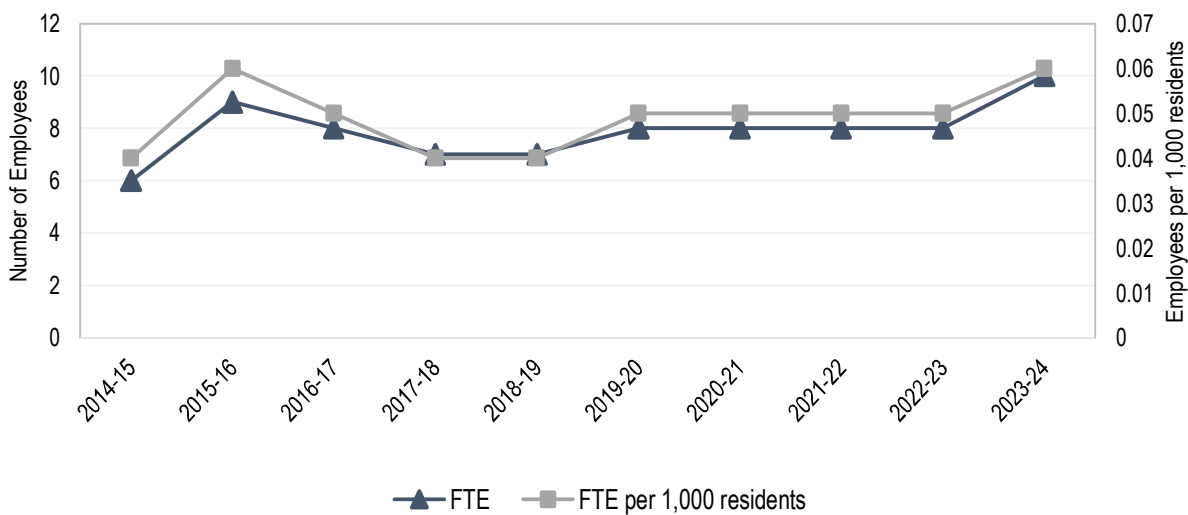
BUDGET AT A GLANCE

	FY 2023-24 Adopted	Change from FY 2022-23 Adopted	% Change
Expenditures	\$1,122,382	\$207,969	23%
Revenue	\$366,763	\$118,889	48%
General Fund Support	\$755,619	\$89,080	13%
Staffing Levels	9.00 FTE	1.00 FTE	13%

Ten Year Budget History



Ten Year Staffing History



MISSION STATEMENT

Veterans Services Office will work with and for veterans of the United States Armed Forces and their dependents/survivors to ensure they receive the federal, state, and local veteran benefits and services they have earned through their military service.

SERVICE PROGRAMS

The Veterans Services Office has a total expenditure level of \$1,122,382 and a total staffing level of 9.00 FTE to provide the following services:

Compensation, Pension, and Other Claim Filing and Maintenance

Interview veterans and dependents to determine eligibility for all potential benefits and services. This includes the completion of forms, collection of documentation, and the taking of statements to support claims for service-connected compensation, pension, healthcare, and all other veterans' benefits offered by the U.S. Department of Veterans Affairs (USDVA). Attendance of staff and the department head at trainings and conferences held throughout the year to maintain and expand knowledge and authorizations necessary to maintain accreditation and to advocate during the claim process.

Total Expenditures: \$623,545
General Fund Support: \$479,660
Total Staffing (FTE): 5.00

Veterans' Mental Health

Mental health is a focus at The Community Connection and veteran Stand Down events as well as in partnerships with Community Action Partnership of San Luis Obispo County (CAPSLO), the Veterans Treatment Court (VTC), Military Diversion, County Behavioral Health, Atascadero State Hospital, and during all claim appointments. Participation in the County Mental Health Services Act Action Committee, the LGBTQ Task Force, the Cultural Competency Committee, and the Suicide Prevention Council. Provide veteran-sensitivity training to local law-enforcement as a part of the Crisis Intervention Training program. Conduct presentations to local community organizations highlighting veteran mental health issues and mental health services available to veterans.

Total Expenditures: \$62,355
General Fund Support: \$62,355
Total Staffing (FTE): 0.50

Veterans' Justice Outreach

Actively work with veterans involved in the criminal court system through the Veterans Treatment Court (VTC), Military Diversion, Probation, California Men's Colony, Atascadero State Hospital, and the County Jail. This is done to ensure that these veterans, who because of their traumatic experiences while in service to their country have found themselves in the criminal justice system, are given the same chance as all other veterans to file and maintain their claims for those benefits and services that they have earned. This is also done to treat the cause of his/her criminal activity, to find appropriate dispositions to their criminal charges, to help them adjust to civilian life, to prevent recidivism, and to assist the family members of incarcerated veterans.

Total Expenditures: \$130,945
General Fund Support: \$22,571

Total Staffing (FTE): 1.05

Outreach and Referral

Outreach efforts include presentations to veteran and civic organizations, the operation of satellite offices in North and South County, and participation in events such as The Community Connection, Veteran Stand Downs, farmers' markets, expos, job and resource fairs, awareness walks, etc. At these events, information is given to veterans and their families, to service providers, and to the general public on how the claim process works as well as changing rules and conditions at governmental agencies. These agencies include the USDVA, California Department of Veterans Affairs, County departments, and other local agencies. These outreach efforts, as well as the standard in-office claim appointments, regularly include referrals of veterans and their families to appropriate organizations such as County Behavioral Health, the Community Action Partnership of San Luis Obispo (CAPSLO), and the Vet Center.

Total Expenditures: \$187,064
General Fund Support: \$77,932
Total Staffing (FTE): 1.50

Veterans at Risk (Low-Income)/Homeless

Give priority appointment access for homeless and at-risk veterans. Provide opportunities for employment, housing, health services, and assistive programs. This is done by hosting The Community Connection events throughout the county, participating in Veteran Stand Downs events, and providing warm referrals to programs such as Supportive Services for Veterans Families (SSVF) through CAPSLO and to County Behavioral Health.

Total Expenditures: \$62,354
General Fund Support: \$56,982
Total Staffing (FTE): 0.50

College Tuition Fee Waiver

Process college tuition fee waivers for the dependents of disabled veterans so that they may enroll in California Community Colleges, California State Universities, or University of California facilities free of tuition charges.

Total Expenditures: \$43,648
General Fund Support: \$43,648
Total Staffing (FTE): 0.35

VA Work-Study

Provide employment opportunities for veterans and their dependents pursuing a degree program. This program equips veterans with tools to transition back to the civilian workforce and assists dependents and veterans with funding their education while providing them with valuable professional experience.

Total Expenditures: \$12,471
General Fund Support: \$12,471
Total Staffing (FTE): 0.10

ACCOMPLISHMENTS AND OBJECTIVES

Following are some of the department’s notable accomplishments for FY 2022-23 and some specific objectives for FY 2023-24:

FY 2022-23 Accomplishments

- Increased our Veteran outreach threefold through the addition of an Outreach Coordinator/ Veterans Services Representative.
- Partnered with the Administrative Office to support the building of a new Military Connected Student Center at California Polytechnic University, San Luis Obispo, with funds donated from our office.
- Partnered with the California Men’s Colony to start a Veteran Food pantry accessible to Veterans in the community who are food insecure.
- Transitioned to an online scheduling system to improve communication with Veterans through email and text appointment reminders, and follow-up emails, and provides the Veterans the opportunity to schedule appointments themselves.
- Hosted The Wall That Heals, which brought in 11,356 visitors.
- Partnered with Amazon Web Services at Cal Poly to create a mobile application that connects student volunteers with Veterans in the community who need help with everyday tasks.
- Received the “Best in SLO” award for “Best Veteran Service Organization” for the second year in a row.

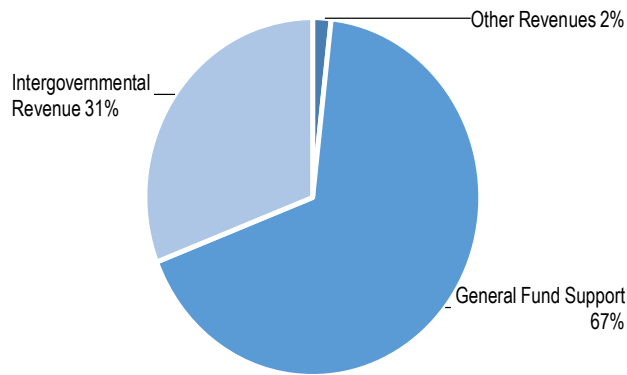
FY 2023-24 Objectives

- Increase outreach efforts to increase the utilization rate of VA service among veterans in the community, ensuring they receive the benefits they are entitled to.
- Work with local stakeholders and community partners to raise awareness about the need for a VA Community Based Outpatient Clinic in North County.
- Expand Veteran Outreach to the more rural and underserved communities in the County.

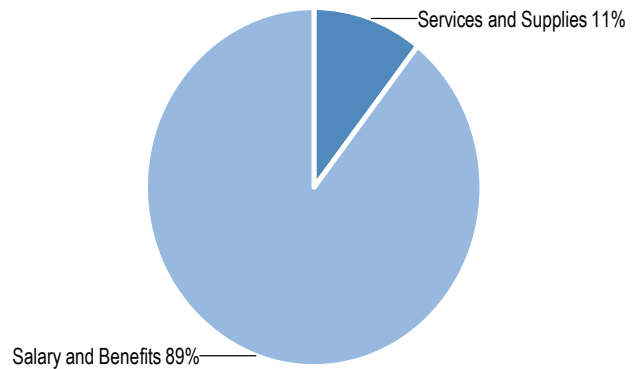
FINANCIAL SUMMARY

	FY 2022-23 Adopted	FY 2022-23 Actual	FY 2023-24 Recommended	FY 2023-24 Adopted	Change from FY 2022-23
Intergovernmental Revenue	\$227,874	\$322,982	\$346,763	\$346,763	\$118,889
Other Revenues	\$20,000	\$45,300	\$20,000	\$20,000	\$0
Total Revenue	\$247,874	\$368,282	\$366,763	\$366,763	\$118,889
Salary and Benefits	\$807,370	\$1,004,747	\$1,003,564	\$1,003,564	\$196,194
Services and Supplies	\$107,043	\$125,454	\$118,818	\$118,818	\$11,775
Gross Expenditures	\$914,413	\$1,130,201	\$1,122,382	\$1,122,382	\$207,969
Less Intrafund Transfers	\$0	\$(30,736)	\$0	\$0	\$0
Net Expenditures	\$914,413	\$1,099,465	\$1,122,382	\$1,122,382	\$207,969
General Fund Support	\$666,539	\$731,182	\$755,619	\$755,619	\$89,080
County of San Luis Obispo		324			Fiscal Year 2023-24 Final Budget

Source of Funds



Use of Funds



COUNTY ADMINISTRATOR’S COMMENTS AND RECOMMENDATIONS

The level of General Fund support for this fund center is recommended to increase by \$89,080 or 13% compared to FY 2022-23 adopted levels. Revenue is recommended to increase by \$118,889 or 48% due to an increase in state funding revenue available to support a Limited Term Veterans Services Representative. Overall, expenditures are recommended to increase by \$207,969 or 23% compared to FY 2022-23 adopted levels. Salaries and benefits are increasing by \$196,194 or 24%, primarily due to a combination of increases due to negotiated salaries and benefit increases and the addition of 1.00 FTE Limited Term Veterans Services Representative. Services and supplies are increasing by \$11,775 or 11%. The recommended budget includes a total reduction of \$10,685 due to the anticipated budget gap.

There is a total of \$27,225 included in the budget to be funded with American Rescue Plan Act (ARPA) funds for the restoration of governmental services.

The FY 2023-24 recommended Position Allocation List (PAL) for the department includes a net increase of 1.00 FTE compared to the FY 2022-23 adopted PAL.

FY 2022-23 Mid-Year PAL Changes

On July 19, 2022, the Board approved the following changes the department’s PAL:

- Added 1.00 FTE Limited Term - Veterans Services Representative I/II/III to increase outreach efforts of the Veterans Services Office.

BOARD ADOPTED CHANGES

None.

BUDGET AUGMENTATION REQUESTS ADOPTED

None requested.

GOALS AND PERFORMANCE MEASURES

Department Goal: Provide veterans, their eligible dependents, and survivors with advice and assistance on compensatory, healthcare, insurance, educational and other government benefits available.

1. Performance Measure: Percentage of customer satisfaction surveys which rated the services performed by the County of San Luis Obispo Veterans Services Office as 'extremely satisfied' or 'very satisfied'.

A customer satisfaction survey is available to all clients; these surveys are collected throughout the year to evaluate and track the client satisfaction levels.

	FY 2019-20	FY 2020-21	FY 2021-22	FY 2022-23	FY 2023-24
Target	100.00%	100.00%	100.00%	100.00%	90.00%
Actual	100.00%	95.14%	97.81%	97.44%	

Notes: No additional notes.

Department Goal: To ensure all veterans, eligible dependents, and survivors receive the highest possible benefit rating of filed and consequently awarded claims.

2. Performance Measure: Dollar amount of compensation and pension benefits secured for new monetary claims directly attributable to work done by the County of San Luis Obispo Veterans Services Office (cumulative).

The cumulative dollar amount awarded to veterans by the United States Department of Veterans Affairs for new compensation and pension claims filed for clients of the County of San Luis Obispo Veterans Services Office.

	FY 2019-20	FY 2020-21	FY 2021-22	FY 2022-23	FY 2023-24
Target	64,322,024.00	78,053,378.00	78,981,410.00	97,277,794.00	107,649,886.00
Actual	70,465,098.85	79,900,544.00	89,696,284.10	97,260,815.00	

Notes: No additional notes.

Department Goal: Conduct outreach in the community to reach veterans where they live, work, and engage in recreation to ensure they are receiving the benefits and services they have earned.

3. Performance Measure: Number of veterans contacted through outreach efforts in the community.

Outreach efforts are conducted throughout the county to reach veterans where they live, work and engage in recreational activities. Only direct one-on-one interactions with individuals are counted as a contact. Contacts are updated daily and are recorded by event in the outreach section of our client case management system, VetPro.

	FY 2019-20	FY 2020-21	FY 2021-22	FY 2022-23	FY 2023-24
Target	3,200.00	3,750.00	2,000.00	2,500.00	3,000.00
Actual	2,090.00	1,201.00	1,946.00	5,412.00	

Notes: No additional notes.

Community Services

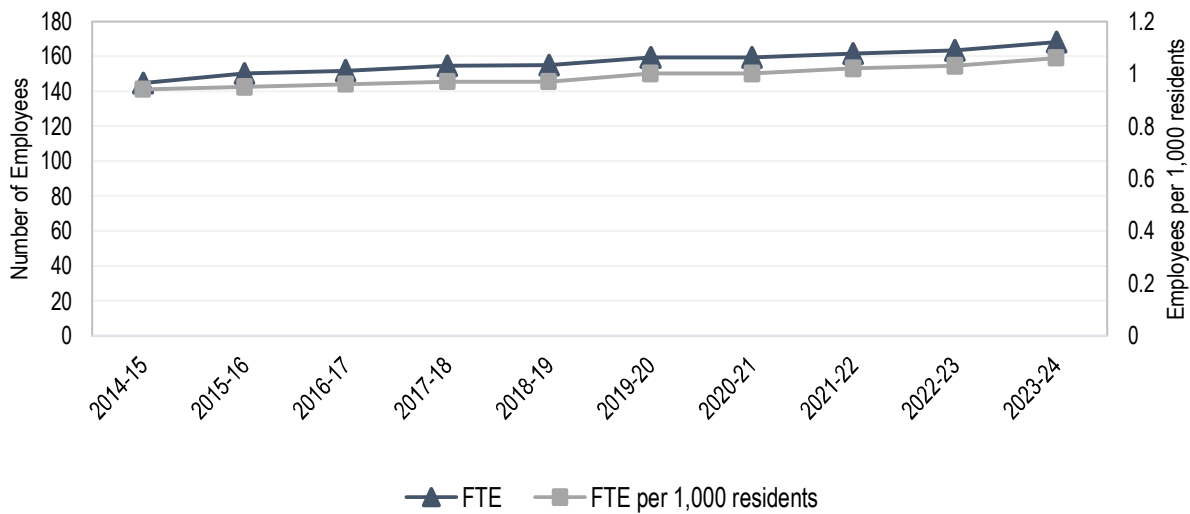
The Community Services Service Group includes those budgets that provide programs and services of general benefit to residents and visitors, including airports, libraries, golf courses, parks, and recreation areas.

Budgets in the Community Services Service Group include: Airports, Fish and Game, Library, Parks and Recreation - Community Parks, Parks and Recreation - Golf Courses, Parks and Recreation - Regional Parks, UC Cooperative Extension, and Wildlife and Grazing.

SERVICE GROUP BUDGET AT A GLANCE

	FY 2023-24 Adopted	Change from FY 2022-23 Adopted	% Change
Expenditures	\$53,999,914	\$4,134,242	8%
Revenue	\$45,449,073	\$1,077,980	2%
General Fund Support	\$6,165,717	\$651,237	12%
Staffing Levels	168.00 FTE	4.50 FTE	3%

Ten Year Staffing History





FC 425 — Airports

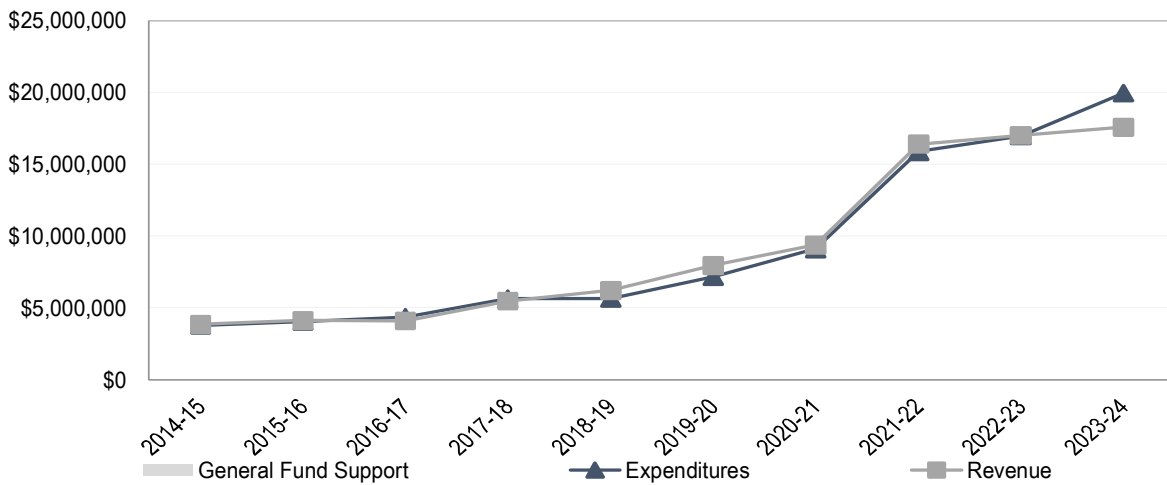
Courtney Johnson - Airports Director

Airports provides commercial and general aviation services at the San Luis Obispo County Airport and general aviation services at the Oceano Airport. Airports operates as an Enterprise Fund outside the County General Fund and is funded primarily through user fees and lease revenue.

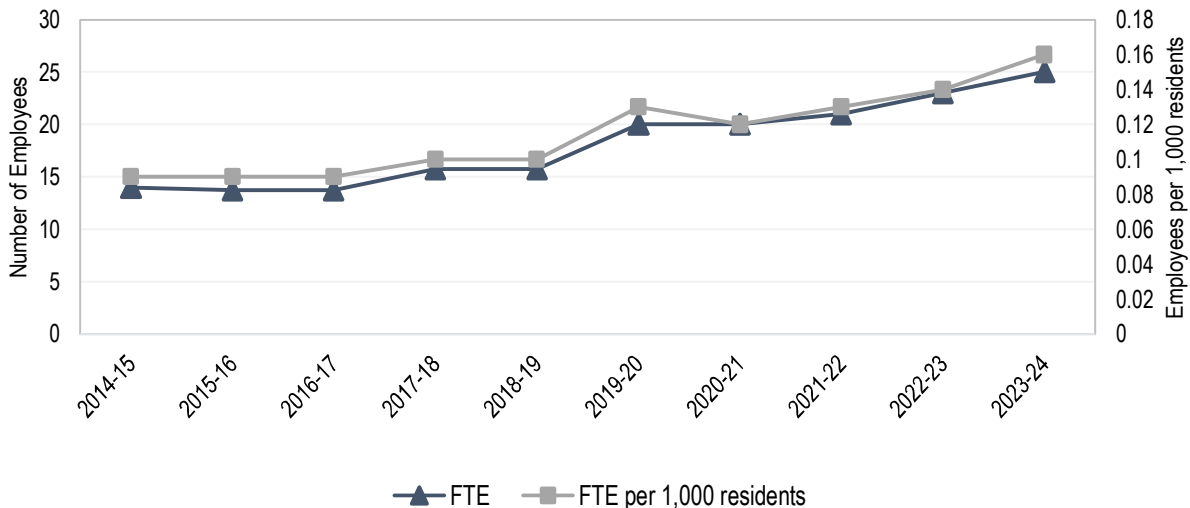
BUDGET AT A GLANCE

	FY 2023-24 Adopted	Change from FY 2022-23 Adopted	% Change
Expenditures	\$19,959,060	\$2,391,835	14%
Revenue	\$17,574,544	\$(20,212)	(0)%
Staffing Levels	25.00 FTE	2.00 FTE	9%

Ten Year Budget History



Ten Year Staffing History



MISSION STATEMENT

“Your Airports CARE”

Collaborate with and empower our employees

Attract tenants and travelers with our quality service

Run safe and efficient facilities

Encourage economic growth and environmental stewardship

SERVICE PROGRAMS

Airports has a total expenditure level of \$19,583,875 and a total staffing level of 25.00 FTE to provide the following services:

San Luis Obispo County Regional Airport Operations

San Luis Obispo County Regional Airport’s current annual flight operations total 75,056 with commercial service provided by United, American, and Alaska Airlines; with multiple daily flights available to San Francisco, Phoenix, Los Angeles, Dallas-Fort Worth and Denver. In addition, single daily flights are offered by Alaska Airlines to Seattle, San Diego, and Portland. In support of Airport business, the Airport owns and manages general aviation hangars, aircraft tie-down spaces, commercial hangar space, and multiple leases, contracts, permits and agreements.

Provide strategic oversight and long-term planning for the San Luis Obispo County Regional Airport through the timely and efficient administration of airport business and financial management. Operate and maintain the airfield, terminal, aviation and other facilities in addition to parking lots and landside property in support of commercial air service and general aviation. Provide exceptional customer service to tenants, airport users, neighbors and other internal County departments.

Local, State and Federal aviation and other regulations are implemented to ensure the safety of airport users.

Total Expenditures: \$ 13,831,250

Total Staffing (FTE): 25.00

Oceano Airport Operations

Oceano Airport is a small, general aviation airport that serves as a critical point for air ambulance, California Highway Patrol, and Cal Fire activities in addition to providing general aviation facilities for airport users.

Provide strategic oversight and long-term planning for the Oceano Airport through the timely and efficient administration of airport business and financial management. Operate and maintain the airfield, facilities, and property in support of general aviation.

Total Expenditures: \$247,625

Total Staffing (FTE): 0.00

Capital Projects at County Airports

Prepare a five-year Capital Plan on an annual basis for the San Luis Obispo County Regional and Oceano Airports identifying and prioritizing projects eligible for Federal funding in addition to other non-eligible capital projects based on need.

Funds are generated through Federal grant programs, user fees and other local sources to support the capital needs of each airport.

Total Expenditures: \$5,505,000

Total Staffing (FTE): 0.00

ACCOMPLISHMENTS AND OBJECTIVES

Following are some of the department's notable accomplishments for FY 2022-23 and some specific objectives for FY 2023-24.

FY 2022-23 Accomplishments

- Completed SBP Master Plan
- Filed and received approval from FAA for new Passenger Facility Charge (PFC) Application
- Completed Maintenance & Rehabilitation of SBP Runway 7/25 and Westside Pavement
- Completed landside road and parking lot pavement rehabilitation projects
- Completed Terminal Apron and Site N rehabilitation
- Completed Airports Strategic Plan
- Revised and BOS approved Air Service Incentive Program
- Entered into new contracts with Airport Air Service Development, Engineering, Architecture, and Planning Consultants
- Entered into new contract for PFC consultant
- Implemented General Aviation Landing Fees
- Implemented new digital parking solution and citation management systems
- Initiated rebranding of County Airports
- Accepted delivery and placed into service new \$1.3m FAA Grant funded Airport Rescue & Firefighting (ARFF) Vehicle
- Added Property Manager, and (2) Administrative Assistants to PAL to assist in operational efficiency and better align administrative job functions
- Land Acquisition for long term parking and/or Rent-A-Car (RAC) lot
- Designed Baggage screening expansion
- Designed temporary structure for hold room expansion
- Reconcile and close PFC Applications 04/06
- Completed Crisis Communications Planning

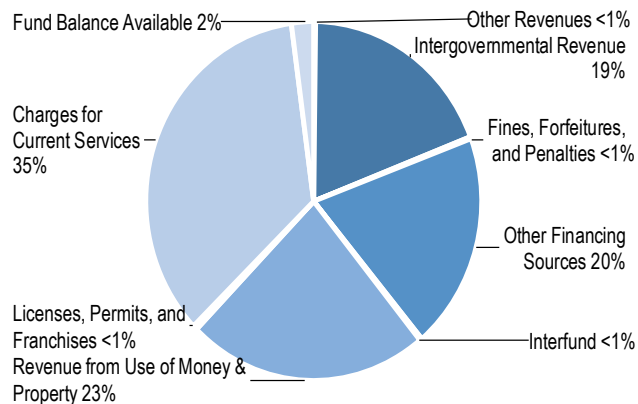
FY 2023-24 Objectives

- Strategically add additional air service routes to new market(s)
- Complete rebranding and community campaign of County Airports
- Complete Airport Carbon Accreditation study for accreditation through Airport Council International (ACI)
- Develop Airports Sustainability Plan
- Implement equity learning series and community event
- File new Passenger Facility Charge (PFC) Application with the Federal Aviation Administration
- Implement Airport Revenue and Business Management Payment Portal
- Implement Customer Service Fee for credit card use
- Initiate architectural and engineering services for new, combined Airport Administrative/ Operations offices
- Complete Oceano Airport (L52) Campground Capital Improvements
- Design and Construct SBP Taxiway C
- Construct temporary structure for hold room expansion
- Implement new Airport Badging software

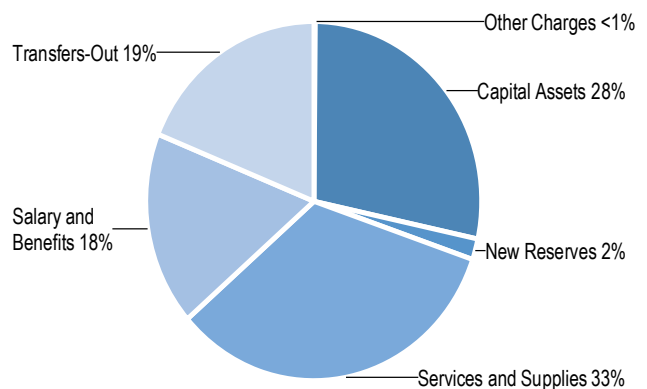
FINANCIAL SUMMARY

	FY 2022-23 Adopted	FY 2022-23 Actual	FY 2023-24 Recommended	FY 2023-24 Adopted	Change from FY 2022-23
Licenses, Permits, and Franchises	\$67,034	\$67,078	\$69,528	\$69,528	\$2,494
Fines, Forfeitures, and Penalties	\$36,000	\$58,851	\$36,000	\$36,000	\$0
Revenue from Use of Money & Property	\$3,625,750	\$4,910,458	\$4,073,491	\$4,073,491	\$447,741
Intergovernmental Revenue	\$5,232,904	\$5,616,047	\$3,329,353	\$3,329,353	\$(1,903,551)
Charges for Current Services	\$4,059,925	\$7,245,257	\$6,178,220	\$6,178,220	\$2,118,295
Other Revenues	\$23,850	\$60,901	\$34,400	\$34,400	\$10,550
Interfund	\$39,340	\$36,499	\$40,415	\$40,415	\$1,075
Other Financing Sources	\$3,911,589	\$3,130,401	\$3,437,952	\$3,437,952	\$(473,637)
Total Revenue	\$16,996,392	\$21,125,492	\$17,199,359	\$17,199,359	\$202,967
Fund Balance Available	\$395,839	\$0	\$375,185	\$375,185	\$(20,654)
Cancelled Reserves	\$202,525	\$0	\$0	\$0	\$(202,525)
Total Financing Sources	\$17,594,756	\$21,125,492	\$17,574,544	\$17,574,544	\$(20,212)
Salary and Benefits	\$2,678,208	\$3,117,806	\$3,499,446	\$3,499,446	\$821,238
Services and Supplies	\$5,958,084	\$5,081,604	\$6,636,649	\$6,636,649	\$678,565
Other Charges	\$31,481	\$32,095	\$32,416	\$32,416	\$935
Capital Assets	\$4,051,589	\$6,618,839	\$5,640,000	\$5,640,000	\$1,588,411
Transfers-Out	\$4,249,499	\$3,468,310	\$3,775,364	\$3,775,364	\$(474,135)
Gross Expenditures	\$16,968,861	\$18,318,655	\$19,583,875	\$19,583,875	\$2,615,014
Less Intrafund Transfers	\$0	\$(5,346,987)	\$0	\$0	\$0
Net Expenditures	\$16,968,861	\$12,971,669	\$19,583,875	\$19,583,875	\$2,615,014
New Reserves	\$598,364	\$0	\$375,185	\$375,185	\$(223,179)
Total Financing Requirements	\$17,567,225	\$12,971,669	\$19,959,060	\$19,959,060	\$2,391,835

Source of Funds



Use of Funds



COUNTY ADMINISTRATOR'S COMMENTS AND RECOMMENDATIONS

The Airports Enterprise Fund is outside the General Fund and is funded primarily through fees and charges and through revenue from the Federal Aviation Administration (FAA).

Total financing sources are recommended to decrease by \$20,212 or less than 1%. Revenue is increasing by \$202,967 or 1% primarily due to increases in fee accounts. The recommended budget includes the use of Fund Balance Available as a financing source in the amount of \$375,185 to increase Operating and Debt Service reserves per the Airport Reserve Policy adopted by the SLO County Board of Supervisors on November 19, 2019.

Total financing requirements are recommended to increase by \$2.4 million or 14%. Expenditures are recommended to increase by \$2.6 million or 37%. Salary and benefits are increasing by \$821,238 or 31% due to negotiated increases in salaries and benefits as well as net increase of 2.00 FTE positions added mid-year in FY 2022-23 (see below).

Services and supplies are budgeted to increase by \$678,565 or 11%. A combination of increases/decreases within accounts is primarily driving this with large increases in advertising services (Airline Service Incentive Program), maintenance contracts, professional services (consulting for capital projects), and interdepartmental charges from County departments.

Capital Assets accounts include budgeting for the local match required for capital/maintenance projects. There is a recommended decrease in local match required of \$473,637 or 12% compared to FY 2022-23 adopted levels. This fluctuation is typical for these types of projects.

The FY 2023-24 recommended Position Allocation List (PAL) for the department includes a net 2.00 FTE increase over the FY 2022-23 adopted PAL.

FY 2022-23 Mid-Year PAL Changes:

On September 13, 2022, the Board approved the following changes to the department's PAL:

- Addition of 2.00 FTE Airport Terminal Workers

The recommended budget results in no service level impacts to other departments or to the community.

BOARD ADOPTED CHANGES

None.

BUDGET AUGMENTATION REQUESTS ADOPTED

None requested.

GOALS AND PERFORMANCE MEASURES

Department Goal: Manage the San Luis Obispo and Oceano Airports in a manner that ensures the safety of the traveling public and complies with Federal, State, and local aviation and airport rules, regulations and advisories.

1. Performance Measure: Percentage compliance with annual Federal Aviation Administration (FAA) inspections of appropriate safety and security measures.

Tracks Airport compliance with FAA safety and security requirements, as determined during annual inspections.

	FY 2019-20	FY 2020-21	FY 2021-22	FY 2022-23	FY 2023-24
Target	100.00%	100.00%	100.00%	100.00%	100.00%
Actual	95.00%	0.00%	98.00%	99.00%	

Notes:

Department Goal: Provide timely, reliable and cost effective operations and maintenance of County Airports that meet or exceed customer expectations.

2. Performance Measure: Total annual enplaned passengers.

Measures Airport's enplaned (boarding) passenger count. Enplanements vary depending on many independent circumstances, including load factor (percentage of the airplane seats sold), equipment assigned to the San Luis Obispo Airport by airlines, Gross Domestic Product (GDP) and the general state of the economy.

	FY 2019-20	FY 2020-21	FY 2021-22	FY 2022-23	FY 2023-24
Target	270,000.00	290,000.00	192,410.00	260,000.00	290,197.00
Actual	215,900.00	150,065.00	247,522.00	305,680.00	

Notes:

3. Performance Measure: Total annual operating income

Annual operating income is measured as operating revenues less operating expenditures, excluding depreciation and debt service expense. It measures Airports' ability to meet existing debt obligations and plans for future needs related to Airport infrastructure. The long-term goal is to maintain sufficient operating income to meet the Airport's existing and new infrastructure needs, while maintaining a cash reserve equal to approximately three months (85 days) of operating expense.

	FY 2019-20	FY 2020-21	FY 2021-22	FY 2022-23	FY 2023-24
Target	1,386,864.00	1,000,000.00	500,000.00	356,658.00	0.00
Actual	1,158,933.00	-280,795.00	1,412,943.00	831,404.00	

Notes:

Department Goal: To meet and exceed customer expectations providing a satisfying experience for airport customers, tenants, and the general public.

4. Performance Measure: Wi-fi survey results are received and tracked on a monthly basis. Airports intends to use this measure as an internal management tool to address areas for improvement and customer satisfaction.

This measure quantifies customer satisfaction as reported by Airports internal wi-fi survey on a scale of 1-5 (5 being highest rating).

	FY 2019-20	FY 2020-21	FY 2021-22	FY 2022-23	FY 2023-24
Target	0.00%	90.00%	90.00%	95.00%	95.00%
Actual	0.00%	94.05%	93.92%	93.92%	

Notes:



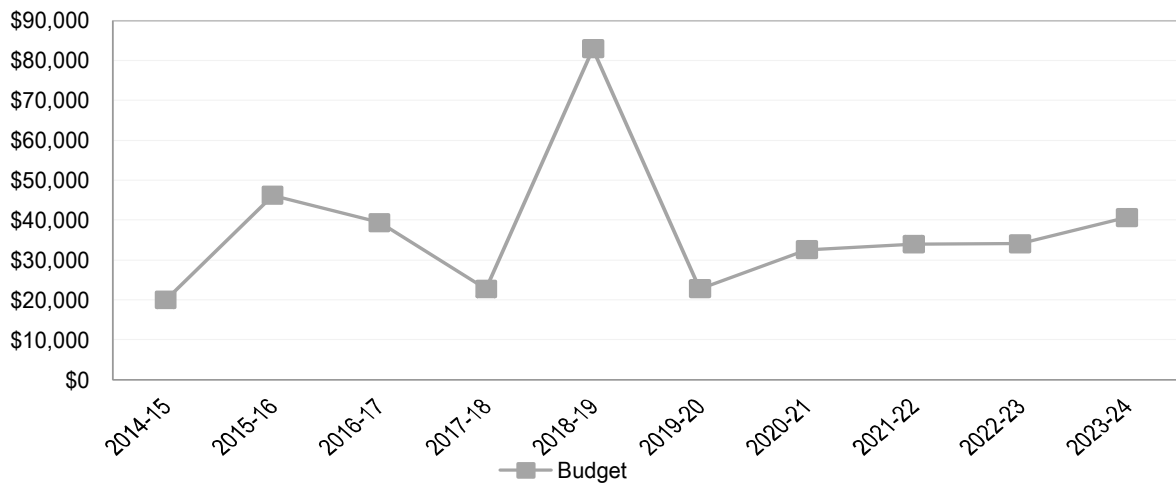
FC 331 — Fish and Game

Fish and Game provides educational opportunities for the public, as well as habitat improvement, and research to support and maintain species. Fish and Game is a Special Revenue Fund outside the County General Fund and is funded by settlements and fines collected on fish and game violations committed in the county.

BUDGET AT A GLANCE

	FY 2023-24 Adopted	Change from FY 2022-23 Adopted	% Change
Expenditures	\$40,669	\$(38,109)	(48)%
Revenue	\$40,669	\$(38,109)	(48)%
Staffing Levels	0.00 FTE	0.00 FTE	0%

Ten Year Budget History



PURPOSE STATEMENT

The State Fish and Game Code provides that 50 percent of fine monies collected for fish and game violations be returned to the county in which the offense was committed. These monies are to be expended for the protection, conservation and preservation of fish and wildlife. The Board of Supervisors appoints a County Fish and Game Fines Committee to make recommendations for the expenditure of fine monies, which may include public education, habitat improvement, research and recreation. The Fish and Game fines are expended from a special revenue fund.

SERVICE PROGRAMS

Fish and Game has a total expenditure level of \$33,972 to provide the following services. No County staff are allocated to this budget:

Education and Information

Provides for public education activities, the development and/or distribution of films, motivational materials, awards, certificates, hunter safety books, pamphlets, news items, fish and game regulation information, and signage.

Total Expenditures: \$20,949
Total Staffing (FTE): 0.00

Field Equipment

Provides for field biology equipment including but not limited to cameras, vehicles, scanners, scopes, traps, fencing, nets, thermometers, etc.

Total Expenditures: \$7,927
Total Staffing (FTE): 0.00

Habitat Improvement

Provides for, among other habitat improvement projects, the following: Terrestrial – forestry projects, control burns, spring development, chaparral management, native plantings, guzzler installation and maintenance; Aquatic – artificial reefs, water level maintenance, stream and lake improvements, barrier removal, and flow control.

Total Expenditures: \$3,397
Total Staffing (FTE): 0.00

Research

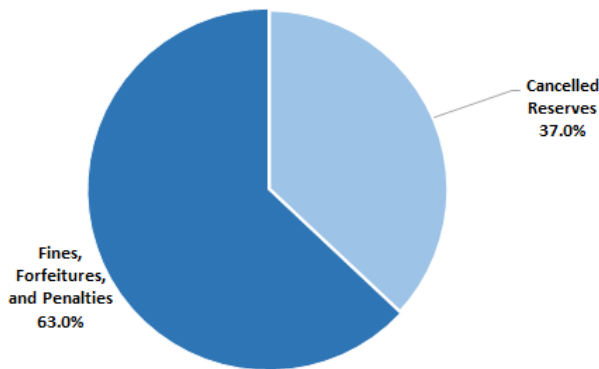
Provides for fishery and wildlife research, habitat reconnaissance, historical fishery and wildlife surveys, and studies to support and maintain species.

Total Expenditures: \$1,699
Total Staffing (FTE): 0.00

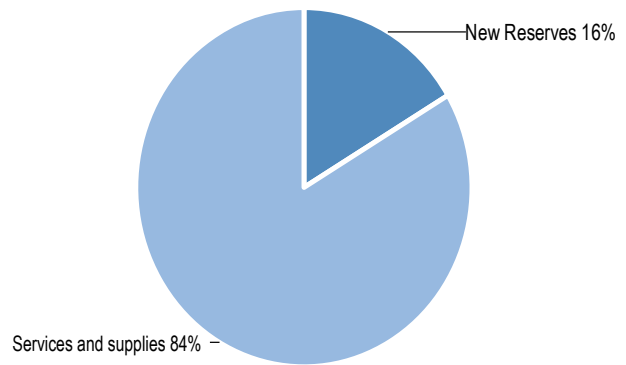
FINANCIAL SUMMARY

	FY 2022-23 Adopted	FY 2022-23 Actual	FY 2023-24 Recommended	FY 2023-24 Adopted	Change from FY 2022-23
Fines, Forfeitures, and Penalties	\$52,018	\$28,692	\$36,569	\$36,569	\$(15,449)
Total Revenue	\$52,018	\$28,692	\$36,569	\$36,569	\$(15,449)
Fund Balance Available	\$26,760	\$0	\$0	\$(17,066)	\$(43,826)
Cancelled Reserves	\$0	\$0	\$0	\$21,166	\$21,166
Total Financing Sources	\$78,778	\$28,692	\$36,569	\$40,669	\$(38,109)
Services and Supplies	\$34,046	\$42,186	\$33,972	\$33,972	\$(74)
Gross Expenditures	\$34,046	\$42,186	\$33,972	\$33,972	\$(74)
New Reserves	\$44,732	\$0	\$2,597	\$6,697	\$(38,035)
Total Financing Requirements	\$78,778	\$42,186	\$36,569	\$40,669	\$(38,109)

Source of Funds



Use of Funds



COUNTY ADMINISTRATOR’S COMMENTS AND RECOMMENDATIONS

This budget is used to fund various Fish and Game projects and cover other general expenses. Requests for funding can include distribution of educational information and training, purchase of field equipment, habitat improvement projects, and wildlife research. At the end of each fiscal year, any unanticipated revenue that is not appropriated and expenditure budget that remains unused is used to increase the various Fish and Game designations.

This fund center is a Special Revenue fund and receives no General Fund support. Revenue is recommended to decrease by \$15,449 or 30% associated with fluctuating fine revenues. Expenditures are recommended to decrease by \$74 or less than 1% primarily due to decreased overhead costs.

This fund center does not have a Position Allocation List (PAL), and the recommended budget for Fish and Game includes funds that will maintain services at current levels.

BOARD ADOPTED CHANGES

At FY 2022-23 year end, the final Fund Balance Available (FBA) for Fish and Game was \$17,006 lower than what had been estimated during FY 2023-24 budget development. As part of Final Budget adoption, the Board approved the cancellation of \$21,166 from the Fish and Game General Purpose designation and the addition of \$4,100 to the Fish and Game Projects designation to address the FY 2023-24 operating budget deficit this created.

BUDGET AUGMENTATION REQUESTS ADOPTED

None requested.



FC 377 — Library

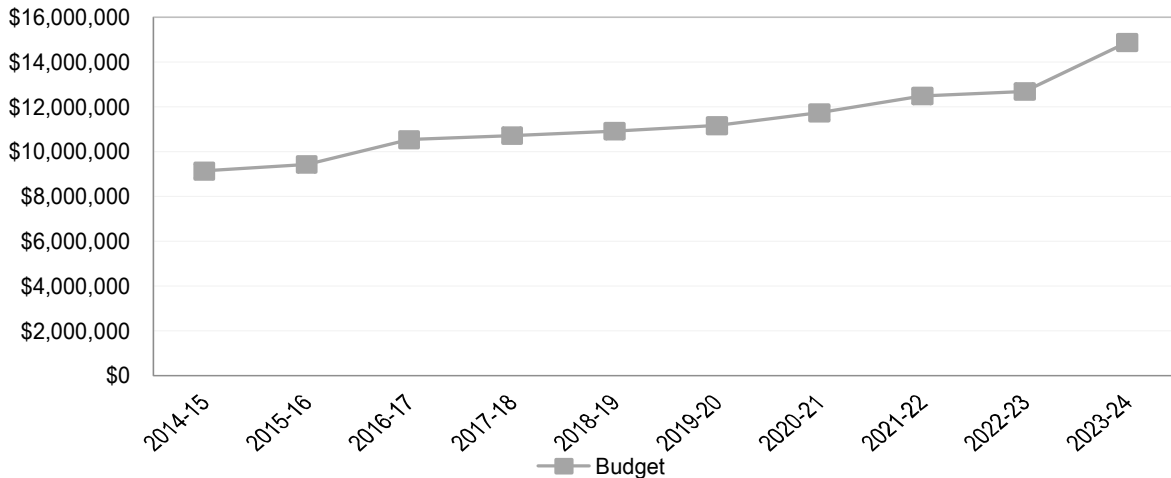
Chris Barnickel - Library Director

The Library provides materials and services countywide through 14 branch libraries and one main library. The Library operates as a Special Revenue Fund outside the County General Fund and is funded primarily by tax revenue and user fees.

BUDGET AT A GLANCE

	FY 2023-24 Adopted	Change from FY 2022-23 Adopted	% Change
Expenditures	\$14,866,195	\$1,154,193	8%
Revenue	\$14,866,195	\$1,154,194	8%
Staffing Levels	73.50 FTE	0.50 FTE	1%

Ten Year Budget History



Ten Year Staffing History



MISSION STATEMENT

San Luis Obispo County Libraries: Connecting the community to knowledge, culture, and creativity through exceptional service.

SERVICE PROGRAMS

The Library has a total expenditure level of \$13,738,550 and a total staffing level of 73.50 FTE to provide the following services.

Library

Maintain and manage a countywide library system with strong regional libraries, coordinating with smaller branch libraries to provide books, materials, and services, to effectively and efficiently meet community needs. Design and implement customized library services to meet the needs of specific locales and groups including youth/children, Spanish speakers, seniors, and off-site users.

Total Expenditures: \$13,738,550

General Fund: \$1,402,258

Total Staffing (FTE): 73.50

ACCOMPLISHMENTS AND OBJECTIVES

Following are some of the department's notable accomplishments for FY 2022-23 and some specific objectives for FY 2023-24:

FY 2022-23 Accomplishments

- Resumed normalized operations as the pandemic permits.
- Successfully implemented a new discovery layer of catalog and integrated library system software for patron data and holdings.
- Deploy mobile outreach vehicles throughout the County.

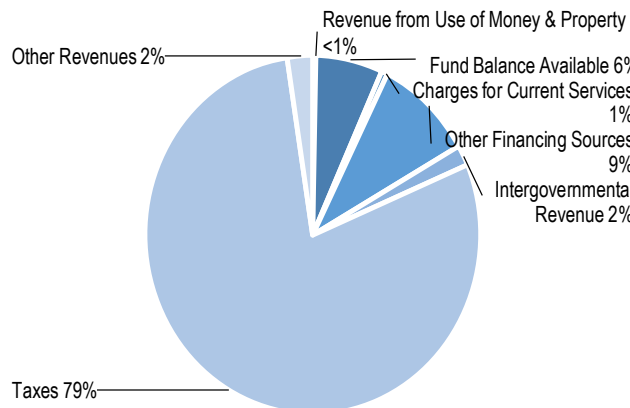
FY 2023-24 Objectives

- Install automated materials handling machines in Morro Bay, Atascadero, and Arroyo Grande.
- Renovate Arroyo Grande branch.
- Complete ADA improvements necessary at Morro Bay.
- Complete renovation of the Oceano branch.
- Launch tool lending library in Shandon.
- Enhance hours of service strategically throughout the County.

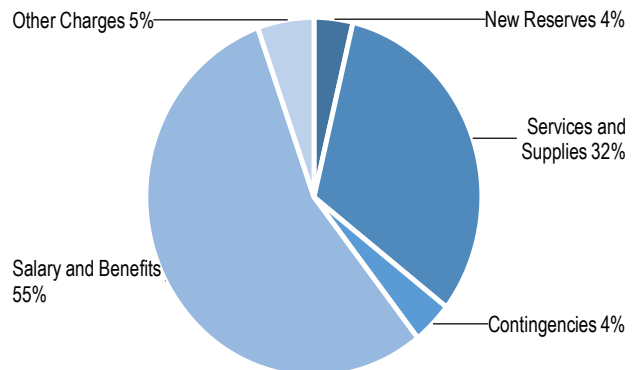
FINANCIAL SUMMARY

	FY 2022-23 Adopted	FY 2022-23 Actual	FY 2023-24 Recommended	FY 2023-24 Adopted	Change from FY 2022-23
Taxes	\$11,038,566	\$11,530,386	\$11,735,589	\$11,735,589	\$697,023
Revenue from Use of Money & Property	\$44,100	\$89,236	\$44,876	\$44,876	\$776
Intergovernmental Revenue	\$239,704	\$225,509	\$278,264	\$278,264	\$38,560
Charges for Current Services	\$53,500	\$93,067	\$85,300	\$85,300	\$31,800
Other Revenues	\$14,875	\$467,290	\$360,930	\$360,930	\$346,055
Other Financing Sources	\$620,885	\$647,549	\$1,402,258	\$1,402,258	\$781,373
Total Revenue	\$12,011,630	\$13,053,038	\$13,907,217	\$13,907,217	\$1,895,587
Fund Balance Available	\$1,700,371	\$0	\$403,783	\$958,978	\$(741,393)
Total Financing Sources	\$13,712,001	\$13,053,038	\$14,311,000	\$14,866,195	\$1,154,194
Salary and Benefits	\$7,778,786	\$7,738,144	\$8,206,373	\$8,206,373	\$427,587
Services and Supplies	\$4,284,395	\$4,959,854	\$4,724,007	\$4,724,007	\$439,612
Other Charges	\$8,000	\$119,573	\$808,170	\$808,170	\$800,170
Transfers-Out	\$32,869	\$32,869	\$0	\$0	\$(32,869)
Gross Expenditures	\$12,104,050	\$12,850,441	\$13,738,550	\$13,738,550	\$1,634,500
Contingencies	\$572,450	\$0	\$572,450	\$572,450	\$0
New Reserves	\$1,035,502	\$0	\$0	\$555,195	\$(480,307)
Total Financing Requirements	\$13,712,002	\$12,850,441	\$14,311,000	\$14,866,195	\$1,154,193

Source of Funds



Use of Funds



COUNTY ADMINISTRATOR’S COMMENTS AND RECOMMENDATIONS

The Library operates as a Special Revenue Fund outside the County General Fund and is funded primarily by tax revenue and user fees. The General Fund contribution is recommended decrease by \$18,627 or 3% due to budget reductions needed in FY 2023-24 due to the projected budget gap. There is a total of \$26,662 included in the budget to be funded with American Rescue Plan Act (ARPA).

Total financing sources are recommended to increase by \$598,999 or 4% compared to the FY 2022-23 Adopted Budget. This increase is primarily due to department bringing in \$800,000 of SB 1090 Funds to use as a portion of a match for \$1.6 million Building Forward Grant awarded for the purpose of remodeling and renovating the existing Arroyo Grande Library. Other factors would include increase of \$697,023 or 6% in revenue from taxes (largely secured property taxes) and increase in the non-governmental contribution of \$345,930, those increases are slightly offset by a \$1,296,588 decrease in projected Fund Balance Available from FY 2022-23.

Total financing requirements are recommended to increase by \$598,998 or 4% compared to FY 2022-23 adopted levels. Salary and benefits account are increasing by \$427,587 or 6% and services and supplies accounts are increasing by \$439,612 or 10% due to increases in various accounts. The recommended budget includes a reduction in library materials budget by \$18,627 due to budget reductions.

The total balance in the Library's reserves going into FY 2023-24 is a little over \$2.8 million. The Recommended Budget for FY 2023-24 includes \$572,450 in contingencies, which is which is on part with FY 2022-23.

The FY 2023-24 recommended Position Allocation List (PAL) for the department includes a net change of 0.50 FTE compared to the FY 2022-23 PAL.

FY 2022-23 Mid-Year PAL Changes:

On November 1, 2022, the Board approved the following changes to the department's PAL:

- Addition of 1.00 FTE Librarian
- Addition of 1.00 FTE Senior Library Associate
- Addition of 1.00 FTE Coordination Librarian
- Deletion of 1.00 FTE Librarian I/II
- Deletion of 0.50 FTE Senior Library Associate - 1/2 Time
- Deletion of 1.00 FTE Library Support Services Manager

BOARD ADOPTED CHANGES

At FY 2022-23 year-end, the final Fund Balance Available (FBA) for the Library was \$555,195 higher than what had been estimated during FY 2023-24 budget development. As part of Final Budget adoption, the Board approved the addition of \$555,195 of the excess FBA to the Library Facilities Designations.

BUDGET AUGMENTATION REQUESTS ADOPTED

None requested.

GOALS AND PERFORMANCE MEASURES

Department Goal: Maximize onsite and remote public access to a diverse collection of library materials, services and programs to meet research, educational, and recreational needs of the community.

1. Performance Measure: Percentage of Current Cardholders per capita in the County.

This measure showcases market penetration of library services within the County based upon the number of library cardholders per capita. Current cardholders are customers who have used their library card within the last two years.

	FY 2019-20	FY 2020-21	FY 2021-22	FY 2022-23	FY 2023-24
Target	22.00%	22.00%	22.00%	21.00%	27.00%
Actual	21.00%	18.00%	27.00%	27.00%	

Notes: No additional notes.

2. Performance Measure: Annual expenditures per capita for library materials to include new and replacement copies.

This measure showcases the annual expenditures per capital for Library materials. The measure is calculated by dividing the Library's materials expenditure amount by the Library's service population. The Library's service area population is determined by the California State Library.

	FY 2019-20	FY 2020-21	FY 2021-22	FY 2022-23	FY 2023-24
Target	3.10	3.13	3.25	3.60	3.55
Actual	3.54	3.50	5.42	4.42	

Notes: No additional notes.

3. Performance Measure: Annual expenditures per capita.

This measure showcases the annual expenditures per capital for the total Library budget. The measure is calculated by dividing the Library's total expenditure amount by the Library's service population. The Library's service area population is determined by the California State Library.

	FY 2019-20	FY 2020-21	FY 2021-22	FY 2022-23	FY 2023-24
Target	40.50	42.00	45.00	48.00	49.52
Actual	44.47	46.78	47.12	54.69	

Notes: No additional notes.

4. Performance Measure: Annual number of items circulated per capita.

This measure showcases the annual number of items circulated per resident. The measure is calculated by dividing the number of Library's items circulated by the Library's service population. The Library's service area population is determined by the California State Library.

	FY 2019-20	FY 2020-21	FY 2021-22	FY 2022-23	FY 2023-24
Target	12.10	12.25	9.00	9.70	7.07
Actual	12.08	7.55	9.65	7.26	

Notes: Circulation of physical items is increasing, while circulation of digital materials has decreased.

5. Performance Measure: Facility Utilization (visits per capita).

This measure captures the number of people who enter Library facilities, thus measuring the community's use of library resources. Reported ratio is calculated by dividing the number of visits gathered from library door counts by the population of the County. The Library's service area population is determined by the California State Library.

	FY 2019-20	FY 2020-21	FY 2021-22	FY 2022-23	FY 2023-24
Target	3.80	3.77	1.75	2.10	1.65
Actual	3.59	0.95	1.80	2.51	

Notes: No additional notes.

6. Performance Measure: Percentage of total available Internet hours used by Library patrons.

For this measure, percentages are calculated by dividing the number of hours spent on public internet computers by the total number of hours available at the 66 public internet stations currently deployed throughout the County. As percentages near capacity, additional hours of operation and/or additional public internet stations will be added to meet customer needs.

	FY 2019-20	FY 2020-21	FY 2021-22	FY 2022-23	FY 2023-24
Target	40.00%	40.00%	34.00%	21.00%	36.00%
Actual	38.40%	35.00%	12.00%	32.00%	

Notes: No additional notes.



FC 222 — Parks and Recreation - Community Parks

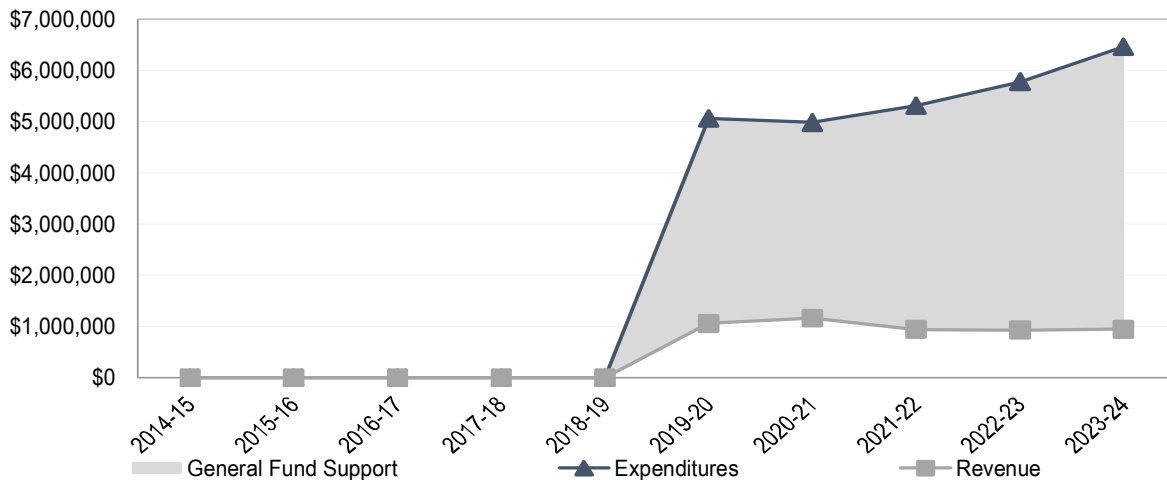
Tanya Richardson - Parks and Recreation Director

Community Parks provides recreational opportunities throughout the county with community parks, playgrounds, sports courts and fields, swimming pools, coastal access, beaches, trails, picnic sites, and a historic adobe.

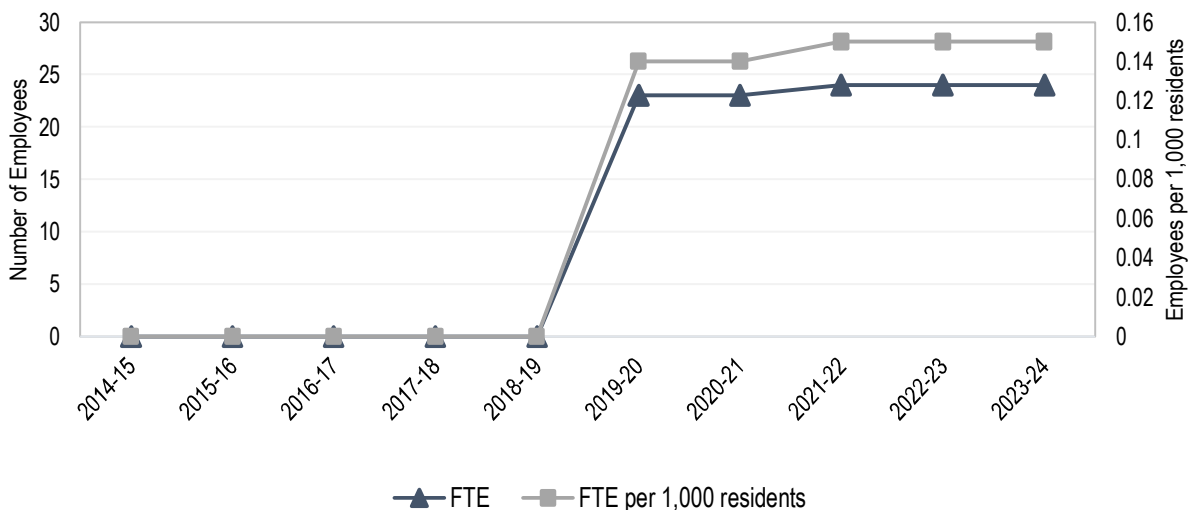
BUDGET AT A GLANCE

	FY 2023-24 Adopted	Change from FY 2022-23 Adopted	% Change
Expenditures	\$6,457,426	\$684,671	12%
Revenue	\$941,639	\$14,861	2%
Staffing Levels	24.00 FTE	0.00 FTE	0%

Ten Year Budget History



Ten Year Staffing History



MISSION STATEMENT

The Department of Parks and Recreation ensures diverse experiences for recreation and the personal enrichment of the County's residents and visitors while protecting its natural, cultural, and historical resources.

SERVICE PROGRAMS

The Parks and Recreation Department – Community Parks has a total expenditure level of \$6,545,027 and a total staffing level of 24.00 FTE to provide the following services:

Community Parks Facilities, Programs and Projects

Provide well-managed community park areas and provide quality customer experiences throughout the County Parks system to ensure safe, effective, and efficient operations. This is done through the support of and investment in employees, volunteers, concessionaires, and partners to operate, manage and maintain the County-owned and/or operated community parks and recreational programs and facilities. Such facilities include community parks, playgrounds, sports courts, sports fields, swimming pools, coastal access, beaches, trails, picnic sites, open space, and a historic adobe.

Total Expenditures: \$6,025,128
General Fund Support: \$5,202,270
Total Staffing (FTE): 21.00

Public Grounds Maintenance

Maintain public grounds contracted for service through internal agreements with other departments to provide an identified level of service for landscapes and hardscapes surrounding contracted County public buildings to provide safe, usable, and attractive properties. This service is not a mission-based service, but an internal service provided based on park staff expertise and internal cost recovery.

Total Expenditures: \$519,899
General Fund Support: \$313,517
Total Staffing (FTE): 3.00

ACCOMPLISHMENTS AND OBJECTIVES

Following are some of the department's notable accomplishments for FY 2022-23 and some specific objectives for FY 2023-24:

FY 2022-23 Accomplishments

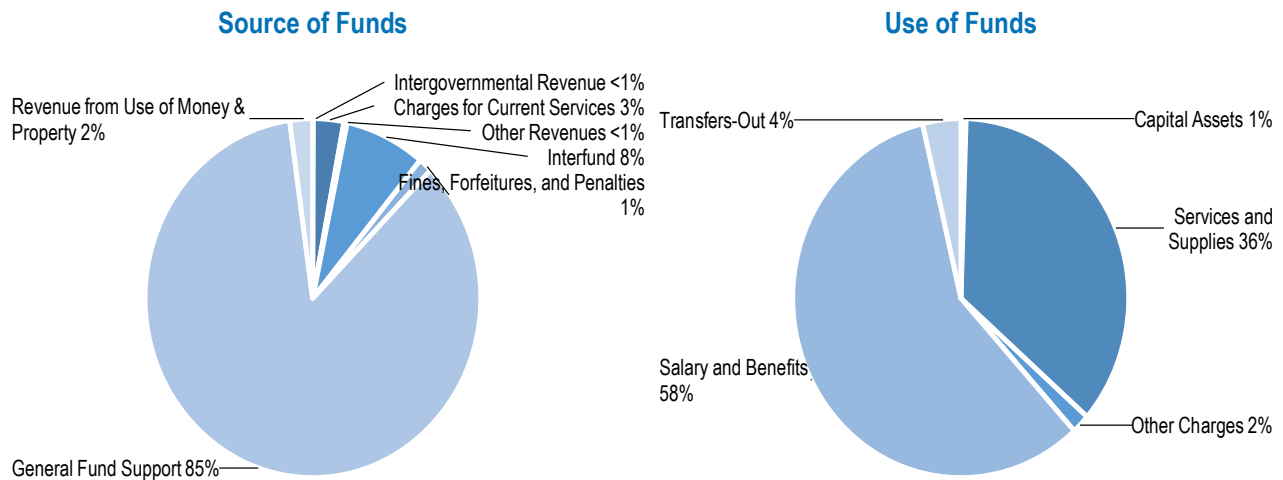
- Completed construction of the Nipomo Skate Park.
- Completed construction of Cave Landing project.
- Complete acquisition of Phase 2 of the Toro Creek project in collaboration with the Land Conservancy of SLO.
- Completed design and construction documents for the Yerba Buena Creek Trail project.

FY 2023-24 Objectives

- Review CAPRA standards, assess previous accomplished work, and restart process to achieve national accreditation with NRPA for the Department of Parks and Recreation.
- Implement playground replacement plan beginning with seeking funding source for replacement at Shamel Park and Oceano Park.
- Begin implementation of new registration software program.
- Complete construction documents for the Morro Bay to Cayucos Connector Trail project.
- Complete construction documents for the Bob Jones Trail project.
- Complete construction of the Yerba Buena Creek Trail project.

FINANCIAL SUMMARY

	FY 2022-23 Adopted	FY 2022-23 Actual	FY 2023-24 Recommended	FY 2023-24 Adopted	Change from FY 2022-23
Fines, Forfeitures, and Penalties	\$84,825	\$8,500	\$87,458	\$87,458	\$2,633
Revenue from Use of Money & Property	\$155,936	\$176,309	\$142,000	\$142,000	\$(13,936)
Intergovernmental Revenue	\$2,500	\$244,404	\$2,500	\$2,500	\$0
Charges for Current Services	\$170,000	\$208,486	\$191,000	\$191,000	\$21,000
Other Revenues	\$17,400	\$31,242	\$19,900	\$19,900	\$2,500
Interfund	\$496,117	\$443,408	\$498,781	\$498,781	\$2,664
Total Revenue	\$926,778	\$1,112,349	\$941,639	\$941,639	\$14,861
Salary and Benefits	\$3,549,561	\$3,344,133	\$3,802,458	\$3,802,458	\$252,897
Services and Supplies	\$2,119,113	\$2,415,758	\$2,353,576	\$2,353,576	\$234,463
Other Charges	\$109,324	\$31,143	\$114,457	\$114,457	\$5,133
Capital Assets	\$77,000	\$543,279	\$33,968	\$33,968	\$(43,032)
Transfers-Out	\$0	\$0	\$240,567	\$240,567	\$240,567
Gross Expenditures	\$5,854,998	\$6,334,313	\$6,545,027	\$6,545,027	\$690,029
Less Intrafund Transfers	\$(82,243)	\$(404,860)	\$(87,601)	\$(87,601)	\$(5,358)
Net Expenditures	\$5,772,755	\$5,929,453	\$6,457,426	\$6,457,426	\$684,671
General Fund Support	\$4,845,977	\$4,817,105	\$5,515,787	\$5,515,787	\$669,810



COUNTY ADMINISTRATOR'S COMMENTS AND RECOMMENDATIONS

The level of General Fund support for this fund center is recommended to increase by \$669,810 or 14% compared to the FY 2022-23 adopted level.

Revenue is recommended to increase by \$14,861 or 2% compared to FY 2022-23 adopted levels primarily due to an anticipated increase in daily passes/group entry fees based on current year projected actuals.

Gross expenditures are recommended to increase by \$690,029 or 12% compared to FY 2022-23 adopted levels. Revenues from intrafund accounts are projected to increase by \$5,358 or 7%, resulting in net expenditure increase of \$684,671 or 12% compared to the prior fiscal year.

Salary and benefits are recommended to increase by \$252,897 or 7% due to negotiated increases in salaries and benefits. Services and supplies are increasing by \$234,463 or 11%, primarily due to increased product and utility rate costs, and increased departmental billings.

The recommended budget includes revenue from the Off-Highway Vehicle (OHV) In-Lieu Fees intended for distribution to governmental and non-profit organizations. The funds are divided with 40% to be allocated to County departments and 60% allocated to other governmental and non-profit organizations through a process administered by the Parks Commission and departmental staff. In FY 2023-24, there is a total of \$87,458 for distribution to governmental and non-profit organizations.

The Parks Commission reviews applications from outside agencies and recommends funding to be included in the County's annual budget, subject to approval by the Board of Supervisors. Parks and Recreation received five applications totaling \$138,783 in requests. Funding in the amount of \$78,957 is recommended for outside agencies with \$8,500 being retained by the department to administer the program. Working with County Counsel, Parks and Recreation staff reviewed all applications to assure that the proposed projects were consistent with the uses allowed by Public Resources Code Section (PRC) 5090.50 and then presented the applications to the Parks Commission for their review.

Projects approved for funding must demonstrate that they meet one or more of the four criteria set forth in PRC 5090.50. The four categories are shown below:

Community Services

FC 222 — Parks and Recreation - Community Parks

- Maintenance, operation, planning, or development of off highway trails and facilities associated with off highway vehicles.
- Ecological restoration or repair of damage caused by off highway vehicles.
- Law enforcement entities and related equipment.
- Education programs regarding the environment, safety, or responsible use of off highway vehicle recreation.

The following table shows the Parks Commission's recommended funding for the various projects submitted. The Board is asked to approve the award of a total of \$78,957 in OHV In-Lieu Fees to outside agencies and non-profit organizations as part of the adopted budget, as recommended below:

Name	Requested Amount	Project Description	Deadline/Criteria/Match	Recommended Amount
Cal Fire/City of Pismo	\$17,999	A Ford F250 4x4 capable of emergency response	Met deadline and Law Enforcement and Education \$42,001 match	\$17,999
Central Coast Trail Riders Association	\$72,000	\$18,000-OHV Trail maintenance \$30,000-NEPA studies Las Chiches trail realignment \$30,000 Quail Trail Connector NEPA studies	Met deadline and Operation and Maintenance criteria. \$8,000 match along with volunteers' hours.	\$49,308
Oceano Community Service District	\$15,000	3 dual trash /recycling cans to replace outdated single use trash cans along Pier Ave leading to ODSVRA \$9,500-Buy 3 receptacles, \$2,150 - Installation, \$3,350 -maintenance.	Met deadline and Operational and Maintenance criteria. No match.	\$11,650
Santa Margarita Volunteer Fire Department	\$33,784	\$33,784 -Can Am Defender w with EMS package and patient loading area. \$2,000 -2yrs maintenance. \$2,400 - Operator training. \$4,600 - Lighting package, \$6,000 - Trailer. \$2,500 for a storage shed. \$1,000 for Helmets, gloves	Met deadline and Law Enforcement criteria Match is service hours of volunteer fire and emergency service workers.	0
Total Requested	\$138,783		Total Recommended	\$78,957

The FY 2023-24 recommended Position Allocation List (PAL) for the department includes the same total number of FTE positions as the FY 2022-23 adopted PAL. The recommended budget results in no service level impacts to other departments or to the community.

The FY 2023-24 recommended budget includes an estimated \$160,000 in American Rescue Plan Act funding.

BOARD ADOPTED CHANGES

None.

BUDGET AUGMENTATION REQUESTS ADOPTED

None requested.

GOALS AND PERFORMANCE MEASURES

Department Goal: Provide the opportunity for a positive park experience for residents and visitors.					
1. Performance Measure: Usage of community park facilities by visitors and residents per 100,000 residents and visitors.					
This measure is to assure that the Department of Parks and Recreation provides the services and facilities to contribute to the enrichment of park users' lives by attracting more residents and visitors to our facilities. This will be measured as an overall usage rate determined by the following formula: Rate = [Total Park Usage / (County Visitation + County Residents)] x 100,000. The target and actual results are the sum of all County Community Park facilities use figures from the four park management districts based on the above formula.					
	FY 2019-20	FY 2020-21	FY 2021-22	FY 2022-23	FY 2023-24
Target	14,323.00	14,350.00	14,350.00	14,350.00	19,000.00
Actual	22,603.00	21,200.00	24,489.00	19,239.00	
Notes: Visitation has declined slightly post COVID and is projected to stabilize. Storm damage closure also contributed to lower visitation.					

Department Goal: The Department will continuously improve its service delivery through personal enrichment of park users.					
2. Performance Measure: Percentage of positive responses based on annual customer enrichment experience reviews of county community park facilities.					
This measure provides information related to the enrichment of park users lives through the use and enjoyment of county community park facilities.					
	FY 2019-20	FY 2020-21	FY 2021-22	FY 2022-23	FY 2023-24
Target	80.00%	81.00%	81.00%	81.00%	81.00%
Actual	93.00%	86.81%	85.84%	93.88%	
Notes:					
3. Performance Measure: Number of volunteer work hours performed yearly per Full-Time Equivalent (FTE) in County Community Park Facilities.					
Volunteer work hours for the County Department of Parks and Recreation (DPR) park lands are tracked and reported annually. This data indicates the level of support the public provides in assistance of staff that maintain and service County Community Park lands. At the same time, it provides a measure of the amount of active, health-building hours volunteers spend in County Parks to contribute to a positive experience for park users. This measure records the total amount of volunteer hours spent in DPR Community Park facilities compared to the number of full time employees (FTE) in the department. Total hours per full time employee allow year to year comparisons as well as benchmarking against other agencies regardless of agency size. According to CAPRA standards similar agencies reported between 506-551 volunteer hours/FTE.					
	FY 2019-20	FY 2020-21	FY 2021-22	FY 2022-23	FY 2023-24
Target	780.00	785.00	785.00	785.00	785.00
Actual	1,135.00	983.00	891.11	992.13	
Notes: Volunteer participation is rebounding since COVID.					

Department Goal: The Department will have well managed park areas.

4. Performance Measure: Number of Commission for Accreditation of Park and Recreation Agencies (CAPRA) standards achieved toward accreditation.

A key component of this measure is to assure that the Department of Parks and Recreation is on track for achieving the standards for accreditation. Once all standards are met and accreditation achieved, this measure will continue to track compliance with standards to prepare for reaccreditation every five years.

	FY 2019-20	FY 2020-21	FY 2021-22	FY 2022-23	FY 2023-24
Target	151.00	151.00	151.00	115.00	115.00
Actual	110.00	110.00	110.00	110.00	

Notes: Progress has been delayed due to significant staff vacancies and changes.



FC 427 — Parks and Recreation - Golf Courses

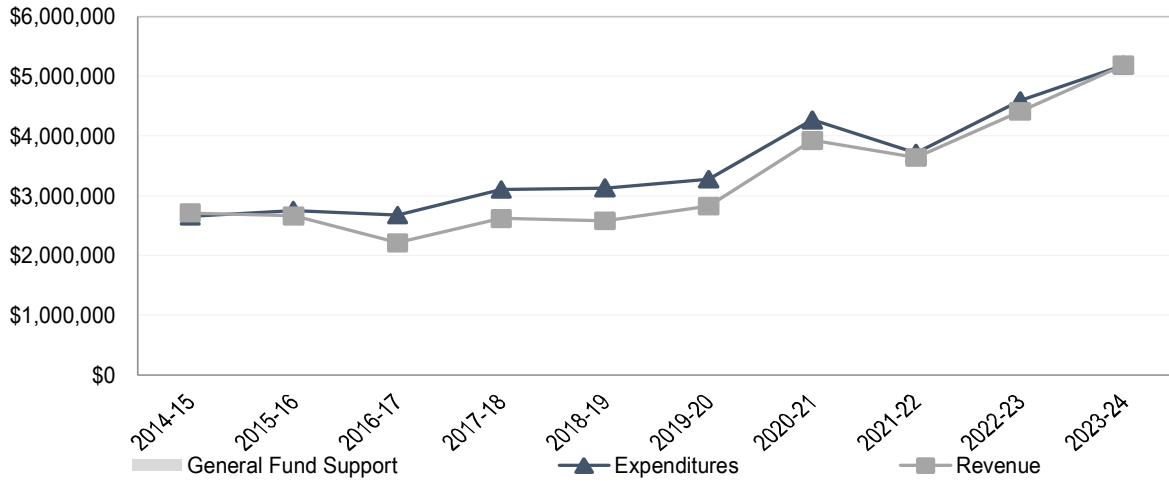
Tanya Richardson - Parks and Recreation Director

Golf Courses provides for recreation on three public golf courses. Golf Courses operates as an Enterprise Fund outside the County General Fund and is funded by user fees.

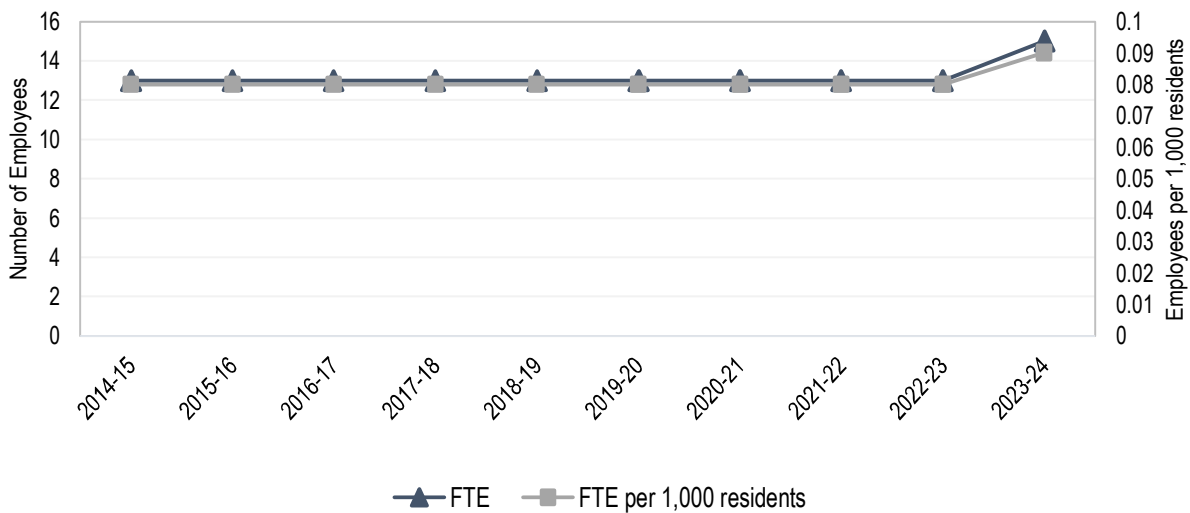
BUDGET AT A GLANCE

	FY 2023-24 Adopted	Change from FY 2022-23 Adopted	% Change
Expenditures	\$5,186,176	\$383,872	8%
Revenue	\$5,185,568	\$390,893	8%
Staffing Levels	15.00 FTE	2.00 FTE	15%

Ten Year Budget History



Ten Year Staffing History



MISSION STATEMENT

To provide quality, affordable, recreational golf experiences through the operation and maintenance of three unique golf facilities for the personal enrichment of the County's residents and visitors while protecting the natural, cultural, and historical resources.

SERVICE PROGRAMS

Parks and Recreation - Golf has a total expenditure level of \$4,826,345 and a total staffing level of 15.00 FTE to provide the following services:

Morro Bay Golf Course

Operate and maintain the Morro Bay Golf Course, which is leased from the State of California. Supervise the performance of County maintenance employees and contracted concessionaire to enhance customer satisfaction, maintain quality control, and ensure safe, cost-effective, and efficient operation of the 18-hole County managed facility. Provide affordable golf recreational options for our residents and visitors through market price analysis and customer surveys.

Total Expenditures: \$1,788,366
General Fund Support: \$5,392
Total Staffing (FTE): 7.00

Chalk Mountain Golf Course

Manage contract and supervise the performance of the contracted concessionaire at the County owned Chalk Mountain Golf Course, to enhance customer satisfaction, maintain quality control, and ensure safe, cost-effective, and efficient operation of the 18-hole County owned facility. Provide affordable golf recreational options for our residents and visitors through market price analysis and customer surveys.

Total Expenditures: \$77,000
General Fund Support: \$0
Total Staffing (FTE): 0.00

Dairy Creek Golf Course

Own, operate, and maintain the Dairy Creek Golf Course and practice facilities. Supervise the performance of County employees and contracted concessionaire to enhance customer satisfaction, maintain quality control, and ensure safe, cost-effective, and efficient operation of the 9-hole County managed facility. Provide affordable golf recreational options for our residents and visitors through market price analysis and customer surveys.

Total Expenditures: \$2,960,979
General Fund Support: \$6,500
Total Staffing (FTE): 8.00

ACCOMPLISHMENTS AND OBJECTIVES

Following are some of the department's notable accomplishments for FY 2022-23 and some specific objectives for FY 2023-24:

FY 2022-23 Accomplishments

- Replaced Chalk Mountain Golf Course's fifth hole bridge.

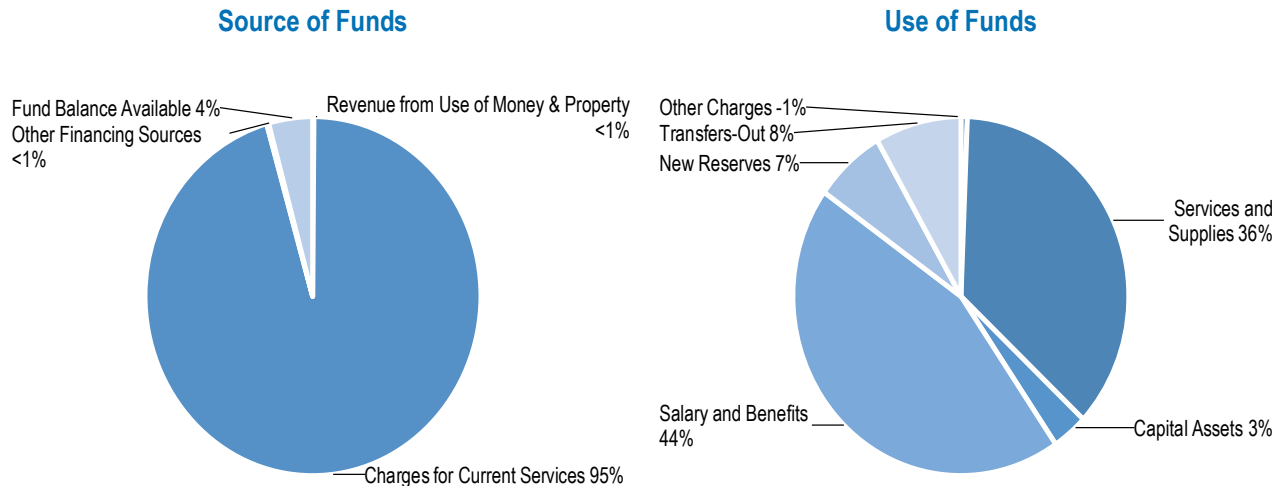
- Rebuilt two tee boxes at Morro Bay Golf Course.
- Completed ADA Parking project at Morro Bay Golf Course.
- Completed the replacement of the targets at Swing Time.
- Completed MOU with Cal Poly for the maintenance operations of the team practice facility.

FY 2023-24 Objectives

- Complete negotiations with California Department of Corrections and Rehabilitation to complete an agreement which will allow County Parks to use Well #1 as a source of irrigation for El Chorro Regional Park and Dairy Creek Golf Course by April 30, 2024.
- Complete remodel of the 10th hole restroom at Morro Bay Golf Course by November 1, 2023.
- Complete the drilling of an irrigation test well at Chalk Mountain Golf Course by June 30, 2024.
- Complete negotiations with State Parks to allow the County to drill a new well for use at Morro Bay Golf Course.

FINANCIAL SUMMARY

	FY 2022-23 Adopted	FY 2022-23 Actual	FY 2023-24 Recommended	FY 2023-24 Adopted	Change from FY 2022-23
Revenue from Use of Money & Property	\$0	\$26,910	\$6,244	\$6,244	\$6,244
Charges for Current Services	\$4,400,732	\$4,730,863	\$4,947,739	\$4,947,739	\$547,007
Other Revenues	\$0	\$14,546	\$0	\$0	\$0
Other Financing Sources	\$12,260	\$33,156	\$11,892	\$11,892	\$(368)
Total Revenue	\$4,412,992	\$4,805,476	\$4,965,875	\$4,965,875	\$552,883
Fund Balance Available	\$381,683	\$0	\$219,693	\$219,693	\$(161,990)
Total Financing Sources	\$4,794,675	\$4,805,476	\$5,185,568	\$5,185,568	\$390,893
Salary and Benefits	\$2,077,559	\$2,238,671	\$2,332,404	\$2,332,404	\$254,845
Services and Supplies	\$1,552,542	\$1,928,923	\$1,912,228	\$1,912,228	\$359,686
Other Charges	\$(32,785)	\$(172,134)	\$(32,785)	\$(32,785)	\$0
Capital Assets	\$510,000	\$191,161	\$180,000	\$180,000	\$(330,000)
Transfers-Out	\$484,861	\$497,381	\$434,498	\$434,498	\$(50,363)
Gross Expenditures	\$4,592,177	\$4,684,002	\$4,826,345	\$4,826,345	\$234,168
Less Intrafund Transfers	\$0	\$(66,693)	\$0	\$0	\$0
Net Expenditures	\$4,592,177	\$4,617,310	\$4,826,345	\$4,826,345	\$234,168
New Reserves	\$210,127	\$0	\$359,831	\$359,831	\$149,704
Total Financing Requirements	\$4,802,304	\$4,617,310	\$5,186,176	\$5,186,176	\$383,872



COUNTY ADMINISTRATOR’S COMMENTS AND RECOMMENDATIONS

Golf, a Parks and Recreation Department division, is administered through an Enterprise Fund. Enterprise Funds are operated in a business-like manner, where revenues are generated by fees and expenses are contained within the fund and do not require augmentation to maintain operations.

Due to low revenues at Dairy Creek, however, a General Fund subsidy of up to \$485,000 per year has been necessary for the past several years to ensure that operations can be sustained until permanent changes can be made and to ensure that the Golf program can make its debt payments. It is not anticipated that these funds will be needed in FY 2023-24. In prior fiscal years, Golf has received a \$12,260 contribution from the General Fund to advertise and promote the Golf courses. In FY 2023-24, this amount is recommended to be reduced by \$368, to \$11,892 as part of the required budget balancing reductions.

Revenue is budgeted at \$4,965,875, an increase of \$552,883 or 13% compared to FY 2022-23 adopted levels. This increase is primarily driven by increases in charges for services accounts. Specially, there are increases of more than \$480,000 or 20% in golf fees, \$20,000 or 2% in driving range fees, and \$51,768 or 64% in retail sales. These increases are attributed to an overall increase in golf rounds played as well as increased foot traffic through the Pro Shop. For FY 2023-24, recommended budgeted revenues assume that major revenue generating activities will be fully available during the fiscal year.

When compared to the FY 2022-23 adopted levels, expenditures are budgeted to increase \$234,168 or 5%. Salary and benefits are increasing by \$254,845 or 12% due to negotiated salary and benefit increases and a mid-year addition of 2.00 FTE limited term positions. This increase is partially offset by a decrease of \$20,000 or 4% in the temporary help account.

Services and supplies are increasing by \$359,686 or 23% due to an increase in expenses associated with facility maintenance, and insurance and utility rates.

Capital assets are recommended at \$180,000 for equipment which includes a wood chipper, a utility vehicle, and electric mower.

The FY 2023-24 recommended Position Allocation List (PAL) for the department includes a net increase of 2.00 FTE compared to the FY 2022-23 adopted PAL.

FY 2022-23 Mid-Year PAL Changes:

On December 13, 2022, the Board approved the following change to the department’s PAL to improve operational consistency:

- Addition of 1.00 Limited Term Park Ranger Aide/I/II/III (Through June 30, 2026)
- Addition of 1.00 Limited Term Greenskeeper Aide/I/II/III (Through June 30, 2026)

Due to budget reductions, this budget includes a reduction in General Fund subsidy in the amount of \$368 which will reduce the budget for promotional marketing.

The FY 2023-24 recommended budget includes an estimated \$500 in American Rescue Plan Act funding.

BOARD ADOPTED CHANGES

None.

BUDGET AUGMENTATION REQUESTS ADOPTED

None requested.

GOALS AND PERFORMANCE MEASURES

Department Goal: The department will have well managed golf courses.					
1. Performance Measure: The percentage of cost recovery relative to the total golf program annual operating expenditures.					
The ratio of total revenue to the operating expenses at County owned and managed golf courses.					
	FY 2019-20	FY 2020-21	FY 2021-22	FY 2022-23	FY 2023-24
Target	85.00%	87.00%	87.00%	100.00%	100.00%
Actual	85.50%	110.00%	114.33%	99.99%	
Notes: SLO County golf courses experienced record rainfall this fiscal year with nearly 60 days of rain and more than 90 days of saturated playing conditions which significantly reduced visitor traffic and prohibited the use of our revenue generating operations. County Golf nearly achieved 100% cost recovery while enduring these significant weather patterns and financial hurdles.					

Department Goal: The department will continuously improve its service delivery.					
2. Performance Measure: Percentage of responses to customer satisfaction survey rating overall golf experience as 'satisfactory' or better.					
A minimum of one customer survey is conducted each year of those who play golf on County managed golf courses. This survey measures customer satisfaction with their recreation experience. The level of golfers’ satisfaction is directly linked to the likelihood that they will recommend the course to a friend and play more frequently.					
	FY 2019-20	FY 2020-21	FY 2021-22	FY 2022-23	FY 2023-24
Target	92.00%	92.00%	92.00%	90.00%	90.00%
Actual	94.40%	92.30%	97.60%	98.20%	
Notes: Customer feedback remains very positive. SLO County Golf Cards increased slightly this past year which also indicates increased customer satisfaction.					

3. Performance Measure: The total of golf utilization (engagement) of residents and visitors at County-managed golf courses.					
This measure tracks the utilization of County-managed golf facilities in total engagement and in the percentage of users. Engagement equals the number of rounds played combined with the number of driving range visits during the fiscal year.					
	FY 2019-20	FY 2020-21	FY 2021-22	FY 2022-23	FY 2023-24
Target	175,000.00	190,000.00	190,000.00	270,000.00	260,000.00
Actual	183,470.00	278,709.00	262,899.00	253,146.00	
Notes: SLO County golf courses received record rainfall this fiscal year. The rainy/wet conditions significantly impacted the customer visits.					

Department Goal: The Department will continuously improve its service delivery through personal enrichment of park users.					
4. Performance Measure: Number of volunteer work hours performed yearly per Full-Time Equivalent (FTE) in County Parks and facilities.					
Volunteer work hours for the County managed golf courses are tracked and reported annually. This data indicates the level of support the public provides in assistance of staff that maintain/service County managed golf courses. At the same time, it provides a measure of the amount of active, health-building hours volunteers spend in County Parks to contribute to a positive experience for park users.					
	FY 2019-20	FY 2020-21	FY 2021-22	FY 2022-23	FY 2023-24
Target	733.00	750.00	750.00	825.00	825.00
Actual	676.00	826.00	870.62	826.00	
Notes:					



FC 305 — Parks and Recreation - Regional Parks

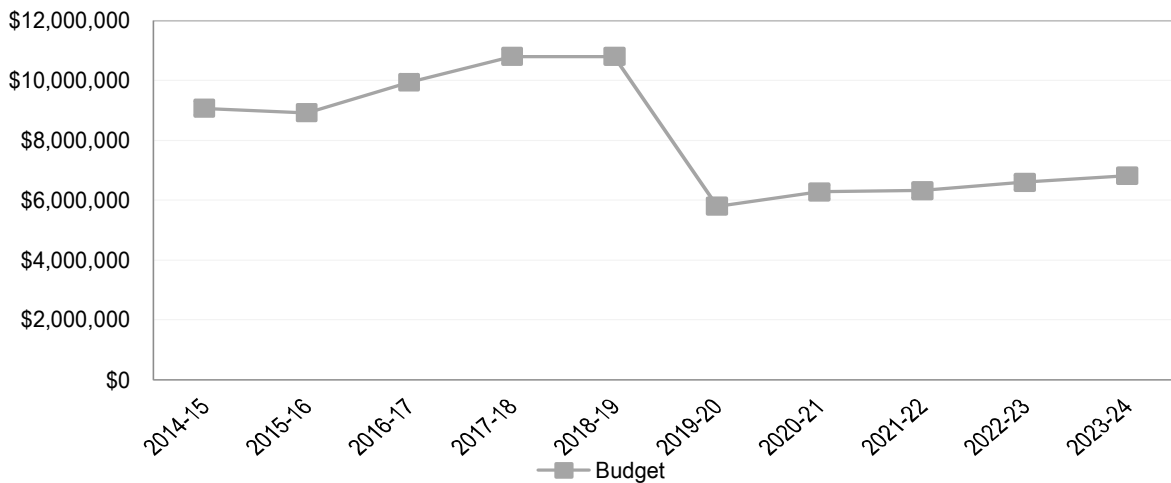
Tanya Richardson - Parks and Recreation Director

Regional Parks provides recreational opportunities throughout the county with camping facilities, trails, open space, boating facilities, and facility rentals for various events. Regional Parks operates as a Special Revenue Fund outside the County General Fund and is funded primarily through user fees.

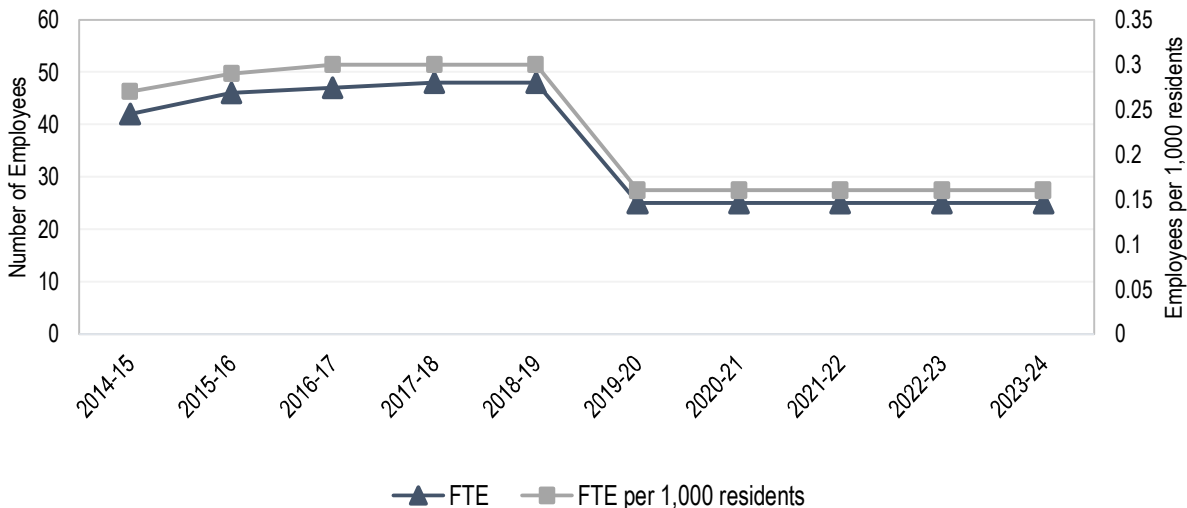
BUDGET AT A GLANCE

	FY 2023-24 Adopted	Change from FY 2022-23 Adopted	% Change
Expenditures	\$6,814,704	\$(419,200)	(6)%
Revenue	\$6,814,704	\$(419,200)	(6)%
Staffing Levels	25.00 FTE	0.00 FTE	0%

Ten Year Budget History



Ten Year Staffing History



MISSION STATEMENT

The Department of Parks and Recreation ensures diverse experiences for recreation and the personal enrichment of the County's residents and visitors while protecting its natural, cultural, and historical resources.

SERVICE PROGRAMS

Parks and Recreation – Regional Parks has a total expenditure level of \$6,814,704 and a total staffing level of 25.00 FTE to provide the following services:

Regional Parks Facilities, Programs and Projects

Provide well-managed regional park areas and provide quality customer experiences throughout the County Parks system to ensure safe, effective, and efficient operations. This is done through the support of and investment in employees, volunteers, concessionaires, and partners to operate, manage and maintain the County-owned and/or operated regional parks and recreational programs and facilities. This includes camping facilities, some trails, open space, boating facilities, and facility rentals for various events.

Total Expenditures: \$6,814,704

Total Staffing (FTE): 25.00

ACCOMPLISHMENTS AND OBJECTIVES

Following are some of the department's notable accomplishments for FY 2022-23 and some specific objectives for FY 2023-24:

FY 2022-23 Accomplishments

- Secured funding source(s) for construction of Phase I project(s) at El Chorro Park in accordance with the approved programming plan to include realignment of road and bicycle skills course.
- Secured funding source(s) for the design and construction of Coastal Dunes campground expansion and electrical safety upgrade.
- Completed several FCA projects in Regional Parks including roof and electrical repairs.
- Upgraded the Osprey Campground to include new concrete pads and electrical hook-ups at Santa Margarita Lake
- Replaced roofs at Santa Margarita Lake including marina, kiosk, and office
- Installed fuel canopies at Lopez Lake and Santa Margarita Lake
- Replaced boundary fencing at Coastal Dunes Campground.

FY 2023-24 Objectives

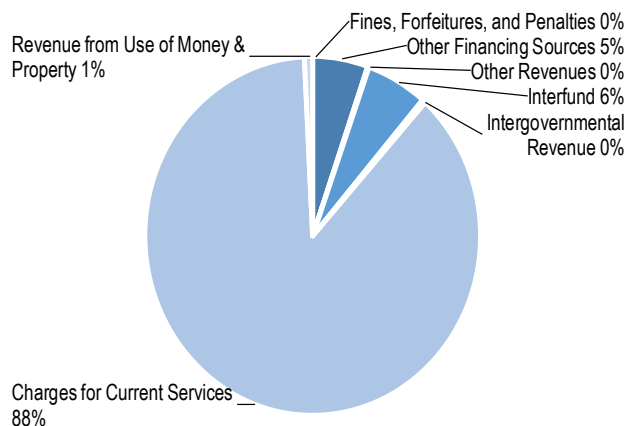
- Complete plans and permitting for replacement of the Biddle Park gazebo and associated ADA compliance projects.
- Continue work in the new software program (Power DMS) to update department documents to assist with monitoring the accreditation process.
- Implement playground replacement plan beginning with seeking funding source for replacement at Biddle Park.

- Dig new well for additional water source for Lopez Lake campground.
- Convert Overflow into primitive campsite at El Chorro Campground
- Complete Design phase of Lake Lopez water tank replacement

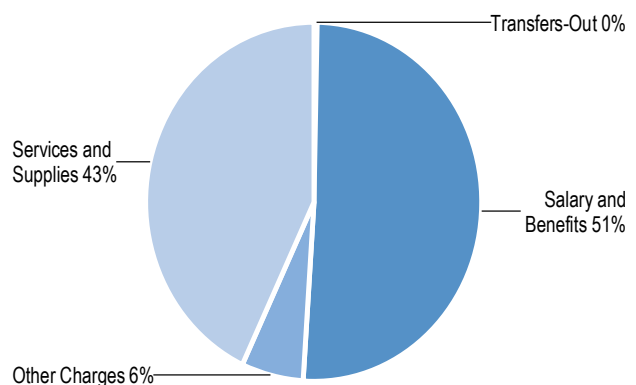
FINANCIAL SUMMARY

	FY 2022-23 Adopted	FY 2022-23 Actual	FY 2023-24 Recommended	FY 2023-24 Adopted	Change from FY 2022-23
Fines, Forfeitures, and Penalties	\$30,500	\$61,436	\$500	\$500	\$(30,000)
Revenue from Use of Money & Property	\$51,500	\$48,813	\$54,000	\$54,000	\$2,500
Intergovernmental Revenue	\$23,000	\$1,587,714	\$23,000	\$23,000	\$0
Charges for Current Services	\$5,886,181	\$5,560,216	\$5,965,900	\$5,965,900	\$79,719
Other Revenues	\$7,010	\$9,602	\$9,100	\$9,100	\$2,090
Interfund	\$400,000	\$407,057	\$400,000	\$400,000	\$0
Other Financing Sources	\$0	\$2,706,513	\$362,204	\$362,204	\$362,204
Total Revenue	\$6,398,191	\$10,381,352	\$6,814,704	\$6,814,704	\$416,513
Fund Balance Available	\$835,713	\$0	\$635,713	\$0	\$(835,713)
Total Financing Sources	\$7,233,904	\$10,381,352	\$7,450,417	\$6,814,704	\$(419,200)
Salary and Benefits	\$3,255,141	\$3,228,462	\$3,453,877	\$3,453,877	\$198,736
Services and Supplies	\$3,033,748	\$4,110,413	\$2,932,821	\$2,932,821	\$(100,927)
Other Charges	\$42,000	\$376,141	\$407,204	\$407,204	\$365,204
Capital Assets	\$46,500	\$2,783,636	\$0	\$0	\$(46,500)
Transfers-Out	\$20,802	\$20,802	\$20,802	\$20,802	\$0
Gross Expenditures	\$6,398,191	\$10,519,454	\$6,814,704	\$6,814,704	\$416,513
Less Intrafund Transfers	\$0	\$(2,765,748)	\$0	\$0	\$0
Net Expenditures	\$6,398,191	\$7,753,707	\$6,814,704	\$6,814,704	\$416,513
Contingencies	\$200,000	\$0	\$200,000	\$0	\$(200,000)
New Reserves	\$635,713	\$0	\$435,713	\$0	\$(635,713)
Total Financing Requirements	\$7,233,904	\$7,753,707	\$7,450,417	\$6,814,704	\$(419,200)

Source of Funds



Use of Funds



COUNTY ADMINISTRATOR’S COMMENTS AND RECOMMENDATIONS

Parks and Recreation – Regional Parks is outside the General Fund and is funded primarily through user fees.

Revenue is recommended to increase by \$416,513 or 7% compared to FY 2022-23 adopted levels. The department anticipates park facility use will increase in FY 2023-24 due to winter storms improving lake levels. Accounts such as daily passes/group entry fees, boating licenses, camping, and concession income reflect this projected increase in use.

Gross expenditures are recommended to increase by \$416,513 or 7% compared to FY 2022-23 adopted levels. Salary and benefits are increasing by \$198,736 or 6% primarily due to negotiated increases and routine step increases.

Services and supplies are decreasing by \$100,927 or 3% compared to FY 2022-23 adopted levels primarily due to reduced maintenance and improvements budget. This reduction is partially offsetting increased departmental billings.

The FY 2023-24 recommended Position Allocation List (PAL) for the department includes the same total number of FTE positions as the FY 2022-23 adopted PAL. The recommended budget results in no service level impacts to other departments or to the community.

BOARD ADOPTED CHANGES

At year end, the final Fund Balance Available (FBA) for Regional Parks was \$635,713 lower than what had been estimated during FY 2023-24 budget development. As part of Final Budget adoption, the Board approved reducing budgeted contingencies by \$200,000 and reducing budgeted new reserves by \$435,713 to balance the FY 2023-24 operating budget.

BUDGET AUGMENTATION REQUESTS ADOPTED

None requested.

GOALS AND PERFORMANCE MEASURES

Department Goal: Provide the opportunity for a positive park experience for residents and visitors.					
1. Performance Measure: Usage of Regional Park and Recreation Facilities by Visitors and Residents per 100,000 residents and visitors.					
This measure is to assure that the Department of Parks and Recreation provides the services and facilities to contribute to the enrichment of park users' lives by attracting more residents and visitors to our facilities. This will be measured as an overall usage rate determined by the following formula: Rate = [Total Park Usage / (County Visitation + County Residents)] x 100,000. The target and actual results are the sum of all SLO County Regional Park facilities use figures from the four park management districts based on the above formula.					
	FY 2019-20	FY 2020-21	FY 2021-22	FY 2022-23	FY 2023-24
Target	7,477.00	7,500.00	7,500.00	7,500.00	7,500.00
Actual	7,838.00	8,200.00	9,029.00	10,534.00	
Notes: Increased usage late in the fiscal year due to full lakes.					

Department Goal: The Department will continuously improve its service delivery through personal enrichment of park users.

2. Performance Measure: Percentage of positive responses based on annual Customer Enrichment Experience Reviews of County Regional Park facilities.

This measure provides information related to the enrichment of park users lives through the use and enjoyment of County Regional Park facilities.

	FY 2019-20	FY 2020-21	FY 2021-22	FY 2022-23	FY 2023-24
Target	80.00%	81.00%	81.00%	81.00%	81.00%
Actual	93.00%	86.81%	85.84%	93.88%	

Notes:

3. Performance Measure: Number of volunteer work hours performed yearly per Full-Time Equivalent (FTE) in County Parks and facilities.

Volunteer work hours for the County DPR park lands are tracked and reported annually. This data indicates the level of support the public provides in assistance of staff that maintain and service County Regional Park lands. At the same time, it provides a measure of the amount of active, health-building hours volunteers spend in County Parks to contribute to a positive experience for park users. This measure records the total amount of volunteer hours spent in DPR Regional Park facilities compared to the number of full time employees (FTE) in the department. Total hours per full time employee allow year to year comparisons as well as benchmarking against other agencies regardless of agency size. According to Commission for Accreditation of Parks & Recreation standards similar agencies reported between 506-551 volunteer hours/FTE.

	FY 2019-20	FY 2020-21	FY 2021-22	FY 2022-23	FY 2023-24
Target	980.00	985.00	985.00	985.00	800.00
Actual	1,135.00	983.00	891.11	992.13	

Notes: Volunteer participation is rebounding since COVID.



FC 215 — UC Cooperative Extension

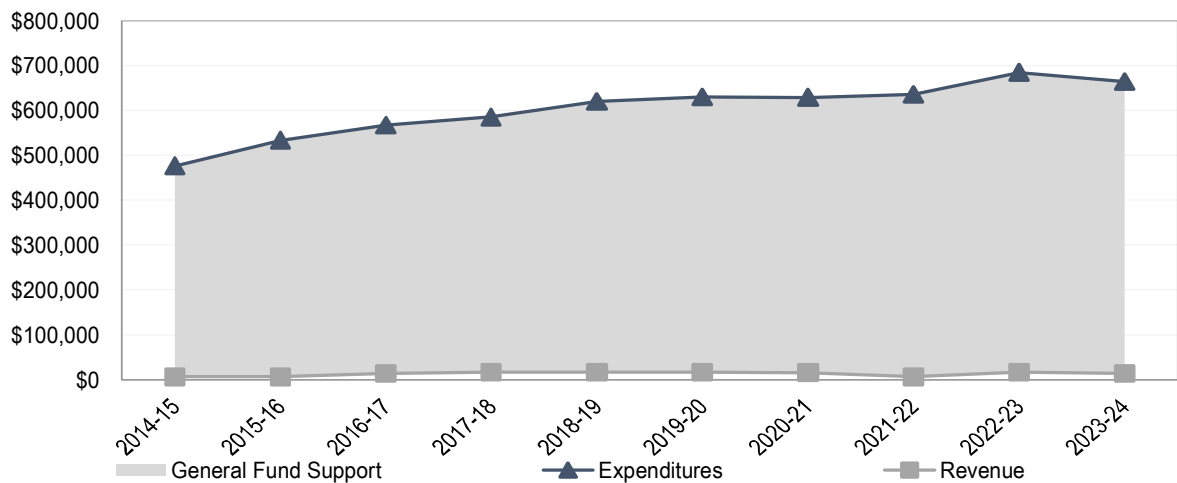
Chris Greer - Director of UC Cooperative Extension

UC Cooperative Extension, through University of California Cooperative Extension advisors, provides and shares research-based knowledge in agriculture, natural resource conservation, and youth and family development.

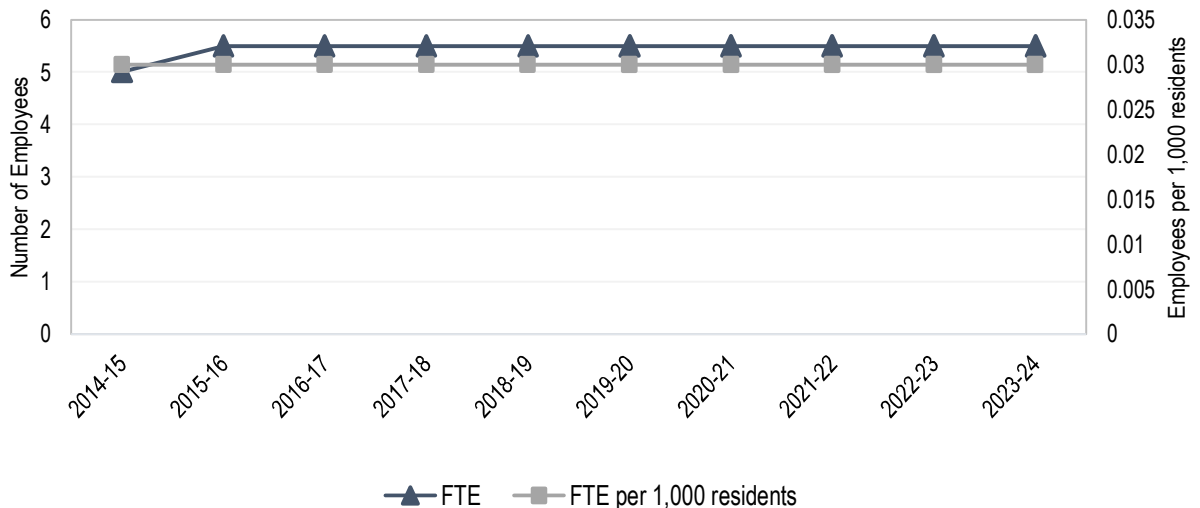
BUDGET AT A GLANCE

	FY 2023-24 Adopted	Change from FY 2022-23 Adopted	% Change
Expenditures	\$664,122	\$(20,569)	(3)%
Revenue	\$14,192	\$(1,996)	(12)%
General Fund Support	\$649,930	\$(18,573)	(3)%
Staffing Levels	5.50 FTE	0.00 FTE	0%

Ten Year Budget History



Ten Year Staffing History



MISSION STATEMENT

To serve San Luis Obispo County through the development, sharing, and application of research-based knowledge in agricultural sustainability, natural resource conservation, as well as youth, family, and community development to improve the quality of life for county residents.

SERVICE PROGRAMS

The UC Cooperative Extension Department has a total expenditure level of \$664,122 and a total staffing level of 5.50 FTE to provide the following services:

Agriculture

Provide growers and related agricultural personnel with objective, research-based information and programming on sustainable crops, integrated pest management, water resources, livestock, and range production, including the maintenance of natural resources.

Total Expenditures: \$122,784
General Fund Support: \$116,398
Total Staffing (FTE): 0.80

Natural Resources

Assist landowners, County and city planners, and agency personnel to 1) assess and understand the importance and status of natural resources, including watersheds, wildlife habitat, and oak woodlands; and 2) assist them in developing and applying sustainable management practices based on research-based principles.

Total Expenditures: \$84,341
General Fund Support: \$81,503
Total Staffing (FTE): 0.60

Youth, Family, and Community Development

Provide objective, research-based information for individuals, families, and professionals to 1) strengthen the capacities of families, communities, and organizations in contributing to improved quality of life; and 2) strengthen the capacities of individuals and families to become self-sufficient through life skills development related to well-being, nutrition, and fiscal management.

Total Expenditures: \$456,997
General Fund Support: \$452,030
Total Staffing (FTE): 4.10

ACCOMPLISHMENTS AND OBJECTIVES

Following are some of the department's notable accomplishments for FY 2022-23 and some specific objectives for FY 2023-24.

FY 2022-23 Accomplishments

- Secured state and federal government funding, grant awards and gifts for research and extension education programs, totaling over \$2.7 million.
- Conducted field studies in strawberries and vegetable crops to evaluate efficacy of chemical & non-chemical means to manage disease and insect pests in agricultural crops.

- Co-organized, with the Agricultural Commissioner, virtual “Pest Management in the Garden/Landscape” bilingual workshops to provide pesticide safety and integrated pest management training to area maintenance gardeners.
- Maintained and evaluated data from weather stations to assess water, frost and climate conditions throughout appropriate regions in the County. Real-time and archived data from all sites are available through a public website.
- Hosted the 8th California Oak symposium where over 250 attendees discussed the challenges of sustaining oak woodland habitats under current and future conditions.
- Continued rangeland forage production and forage kochia projects, including publications, and continued irrigated pasture seeding trial in support of rangeland forage monitoring.
- Provided bilingual and UC Small Farms Program outreach and assistance to over 30 limited resource and socially disadvantaged farmers and ranchers.
- Served over 14,497 residents through UC 4-H Youth Development, UC CalFresh Nutrition Education, UC Master Food Preserver and UC Master Gardener Programs. Educational videos reached over 4,850 participants. Engaged over 355 adult volunteers who provided educational programming to youth, families, and community residents.
- Enhanced food security and economic vitality through promoting and increasing redemption of CalFresh and the nutrition incentive Market Match by 62% at participating Farmers Markets.

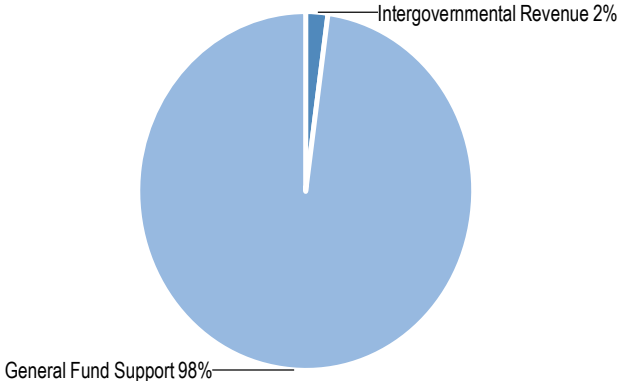
FY 2023-24 Objectives

- Secure and maintain funding for research and educational programs.
- Continue and expand research weather stations to assess water, frost and climate conditions throughout appropriate regions in the County. Conduct irrigation water usage evaluation with NASA and UC collaborators.
- Continue forage production project and dissemination of results, especially related to climate change. Test and implement online Ranch Sustainability Analysis System to support sustainability of ranching operations.
- Continue to develop sustainable solutions to address endemic and invasive pests.
- Strengthen collaboration, virtual education programs, and partnerships across program areas to engage traditionally underserved audiences to increase community wellness.
- Provide high-quality, research-based training and resources to volunteers and professionals working with residents across all program areas.
- Continue to provide agencies, industry partners, and agricultural producers in the County with research-based information related to water resources, soil, biometeorology, entomology, weed science, and pathology to strengthen sustainability and health.

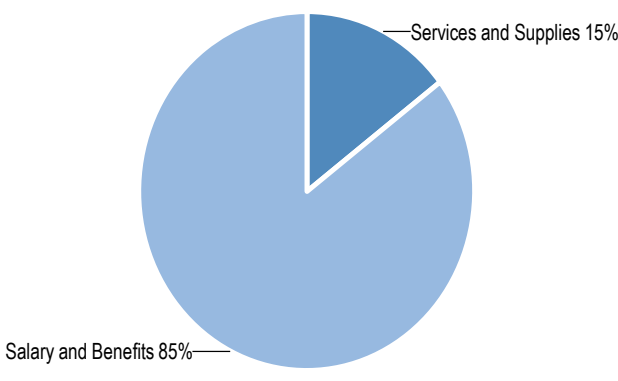
FINANCIAL SUMMARY

	FY 2022-23 Adopted	FY 2022-23 Actual	FY 2023-24 Recommended	FY 2023-24 Adopted	Change from FY 2022-23
Intergovernmental Revenue	\$16,188	\$12,108	\$14,192	\$14,192	\$(1,996)
Total Revenue	\$16,188	\$12,108	\$14,192	\$14,192	\$(1,996)
Salary and Benefits	\$581,056	\$530,070	\$567,064	\$567,064	\$(13,992)
Services and Supplies	\$103,635	\$85,165	\$97,058	\$97,058	\$(6,577)
Gross Expenditures	\$684,691	\$615,235	\$664,122	\$664,122	\$(20,569)
Net Expenditures	\$684,691	\$615,235	\$664,122	\$664,122	\$(20,569)
General Fund Support	\$668,503	\$603,127	\$649,930	\$649,930	\$(18,573)

Source of Funds



Use of Funds



COUNTY ADMINISTRATOR’S COMMENTS AND RECOMMENDATIONS

The level of General Fund support for this fund center is recommended to decrease by \$18,573 or 3% compared to FY 2022-23 adopted levels.

Revenue is recommended to decrease by \$1,996 or 12% due to a minor reduction in reimbursable administrative and network expenses incurred on behalf of University of California Santa Barbara.

Expenditures are recommended to decrease by \$20,569 or 3%. Salaries and benefits are recommended to decrease by \$13,992 or 2%, primarily due to staff turnover. Services and supplies are recommended to decrease by \$6,577 or 6%, primarily due to adjustments to budgeted amounts for various expenses to align with historical expenditure levels.

There is approximately \$38,371 included in the recommended budget to be funded with ARPA funds for restoration of government services based on the January 11, 2022, Board item approving the allocations. The recommended budget does not include any reductions due to the anticipated budget gap.

The FY 2023-24 recommended Position Allocation List (PAL) for the department includes no changes compared to the FY 2022-23 adopted PAL.

BOARD ADOPTED CHANGES

None.

BUDGET AUGMENTATION REQUESTS ADOPTED

None requested.

GOALS AND PERFORMANCE MEASURES

Department Goal: To enhance the public's trust in County government by measurably demonstrating that the U.C. Cooperative Extension provides high quality and result oriented services.					
1. Performance Measure: Percentage of program participants that report a useful gain of knowledge related to productive living, protecting natural resources, and/or economic prosperity as a result of their participation in an educational program.					
This measure tells us how many participants gained useful information as a result of participating in our educational programs related to agricultural sustainability, natural resource conservation, quality parenting skills, positive youth development, wise nutritional choices or food safety practices.					
	FY 2019-20	FY 2020-21	FY 2021-22	FY 2022-23	FY 2023-24
Target	98.00%	98.00%	98.00%	98.00%	98.00%
Actual	98.70%	100.00%	98.00%	98.70%	
Notes: The COVID-19 pandemic did not impact our ability to deliver in-person services during this fiscal year anymore. We continued to implement both in-person and virtual programs. The department provided a continued high level of service. With the continued high quality of our department's educational programs, we expect our target goal of 98% for FY 2023-24 is also obtainable.					

Department Goal: To improve the lives of County residents through research and extension in the areas of agriculture, the environment, natural resources management, and human and community development.					
2. Performance Measure: The UC 4-H Youth Development and UC CalFresh Nutrition Education programs support youth to become healthy, happy, thriving people who make positive differences in their community.					
Number of youth engaged in 4-H Youth Development and UC CalFresh Nutrition Education Programs.					
	FY 2019-20	FY 2020-21	FY 2021-22	FY 2022-23	FY 2023-24
Target	5,000.00	5,000.00	3,500.00	3,500.00	5,000.00
Actual	4,042.00	4,515.00	5,965.00	5,143.00	
Notes: Activities were no longer modified due to COVID-19. UCCE staff used a majority of in-person programming in the 2022-2023 program year. The target was achieved for the 2022-2023 program year. UCCE staff plan to continue to rebuild programs, re-engage and increase engagement with community partners to conduct community outreach and increase participation. UCCE staff is working on shifting back to in-person programming and will continue virtual programs as appropriate.					

3. Performance Measure: Certified UC Master Gardener and UC Master Food Preserver volunteers extend research-based information on home horticulture, pest management, sustainable landscaping, and safe home food preservation.					
Economic contributions of volunteers certified by the UC Master Gardener and UC Master Food Preserver programs through community outreach and education.					
	FY 2019-20	FY 2020-21	FY 2021-22	FY 2022-23	FY 2023-24
Target	\$148,140.00	\$153,000.00	\$122,000.00	\$179,504.00	\$204,000.00
Actual	\$183,963.00	\$196,255.00	\$212,690.00	\$357,130.00	
Notes: Outreach programs and activities have increased for both programs and have surpassed pre-pandemic levels. Forty newly certified volunteers have helped to enhance and expand programs throughout the county. New partnerships with veteran and senior organizations and county libraries have helped us reach new clientele.					



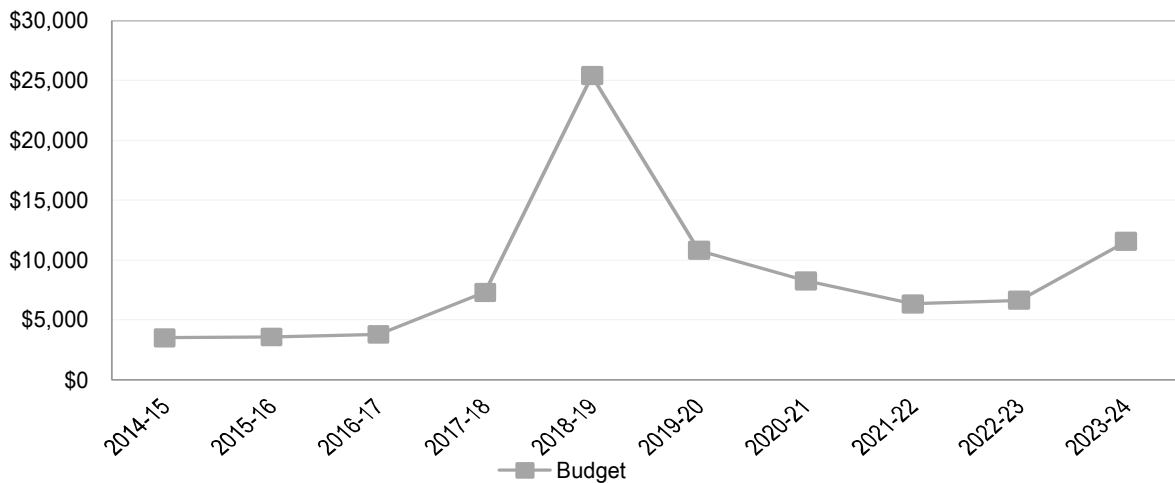
FC 330 — Wildlife and Grazing

Wildlife and Grazing provides land management in the form of rangeland development and predator control. Wildlife and Grazing is a Special Revenue Fund outside the County General Fund and is funded by grazing fees collected on Bureau of Land Management land and passed through to the County by the State of California.

BUDGET AT A GLANCE

	FY 2023-24 Adopted	Change from FY 2022-23 Adopted	% Change
Expenditures	\$11,562	\$(2,451)	(17)%
Revenue	\$11,562	\$(2,451)	(17)%
Staffing Levels	0.00 FTE	0.00 FTE	0%

Ten Year Budget History



PURPOSE STATEMENT

The Taylor Grazing Act of 1934 provides that 50 percent of the grazing fees collected on Bureau of Land Management (BLM) land outside of organized districts be returned to the State. The California Public Resources Code requires the State's share to be distributed to counties in proportion to the grazing fees received and specifies that funds shall be expended for range improvements and control of predators. The Public Resources Code also establishes a Grazing Advisory Board appointed by the Board of Supervisors and required to meet at least once annually. This advisory board makes recommendations to the Board of Supervisors relating to plans or projects for range development and predator control.

SERVICE PROGRAMS

Wildlife and Grazing has a total expenditure level of \$6,756 to provide the following services. No County staff are allocated to this budget.

Predator Control

Provides funds to offset contracted services from the U.S. Department of Agriculture to manage predator/wildlife conflicts occurring on both urban and rural properties throughout the County.

Total Expenditures: \$2,056
Total Staffing (FTE): 0.00

Range Improvement

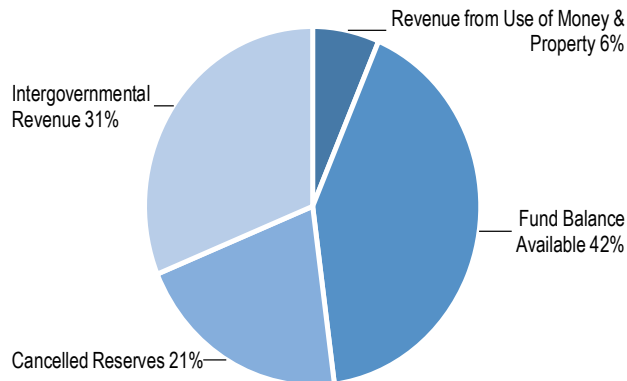
Provides funds for fencing/cattle guard projects on Bureau of Land Management property in the Temblor Mountains Range.

Total Expenditures: \$4,700
Total Staffing (FTE): 0.00

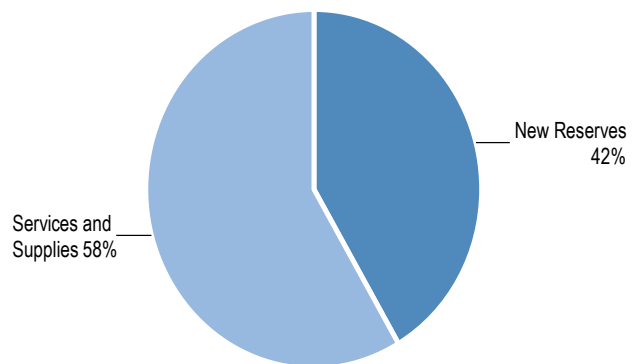
FINANCIAL SUMMARY

	FY 2022-23 Adopted	FY 2022-23 Actual	FY 2023-24 Recommended	FY 2023-24 Adopted	Change from FY 2022-23
Revenue from Use of Money & Property	\$253	\$844	\$740	\$740	\$487
Intergovernmental Revenue	\$3,608	\$2,922	\$3,608	\$3,608	\$0
Total Revenue	\$3,861	\$3,766	\$4,348	\$4,348	\$487
Fund Balance Available	\$7,364	\$0	\$0	\$4,806	\$(2,558)
Cancelled Reserves	\$2,788	\$0	\$2,408	\$2,408	\$(380)
Total Financing Sources	\$14,013	\$3,766	\$6,756	\$11,562	\$(2,451)
Services and Supplies	\$6,649	\$1,749	\$6,756	\$6,756	\$107
Gross Expenditures	\$6,649	\$1,749	\$6,756	\$6,756	\$107
New Reserves	\$7,364	\$0	\$0	\$4,806	\$(2,558)
Total Financing Requirements	\$14,013	\$1,749	\$6,756	\$11,562	\$(2,451)

Source of Funds



Use of Funds



COUNTY ADMINISTRATOR’S COMMENTS AND RECOMMENDATIONS

This budget is funded with grazing fee revenue collected on Federal Bureau of Land Management (BLM) leased land. A variety of factors, including levels of precipitation and the number of lessees, influence the amount of grazing fee revenues collected each year. At the end of each fiscal year, unanticipated revenue that was not previously allocated at the annual meeting and unexpended funds remaining in the Wildlife and Grazing budget are used to increase the General Purpose or Wildlife Projects designations within the Wildlife and Grazing Fund.

This fund center is a Special Revenue fund and receives no General Fund support. Revenue is recommended to increase by \$487 or 13% compared to FY 2022-23 adopted levels due to increasing interest revenue. Expenditures are recommended to increase by \$107 or 2% via countywide overhead due to increased support from the County Administrative Office in recent years.

This fund center does not have a Position Allocation List (PAL), and the recommended budget for Wildlife and Grazing includes funds that will maintain services at current levels.

BOARD ADOPTED CHANGES

At FY 2022-23 year end, the final Fund Balance Available (FBA) for Wildlife and Grazing was \$4,806 higher than what had been estimated during FY 2023-24 budget development. As part of Final Budget adoption, the Board approved the addition of the excess FBA to the Wildlife and Grazing Projects and General Purpose designations to fund future Wildlife and Grazing expenditures.

BUDGET AUGMENTATION REQUESTS ADOPTED

None requested.

Fiscal and Administrative

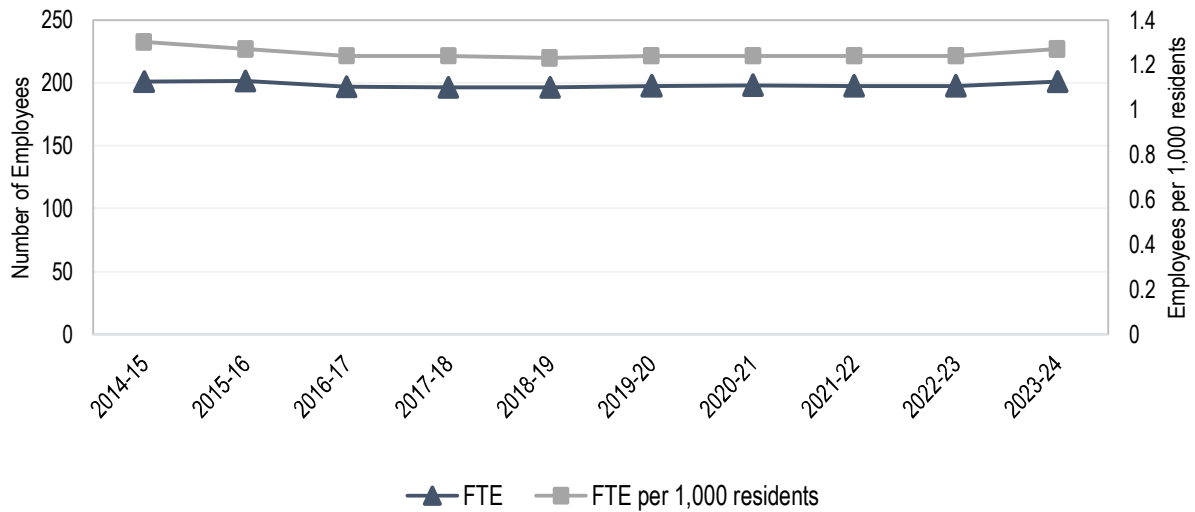
The Fiscal and Administrative Service Group includes those budgets that support the governance of the County as an organization, beginning with the Board of Supervisors, and including the recording and management of public documents, tax assessment and collection, auditing and accounting, and general administration of County departments, budgets and policies.

Budgets in the Fiscal and Administrative Service Group include: Administrative Office, Administrative Office - Communication and Outreach, Assessor, Auditor-Controller-Treasurer-Tax Collector-Public Administrator, Board of Supervisors, and Clerk-Recorder.

SERVICE GROUP BUDGET AT A GLANCE

	FY 2023-24 Adopted	Change from FY 2022-23 Adopted	% Change
Expenditures	\$33,667,685	\$2,700,580	9%
Revenue	\$4,755,024	\$(1,144,314)	(19)%
General Fund Support	\$28,912,660	\$3,844,893	15%
Staffing Levels	199.00 FTE	4.50 FTE	3%

Ten Year Staffing History





FC 104 — Administrative Office

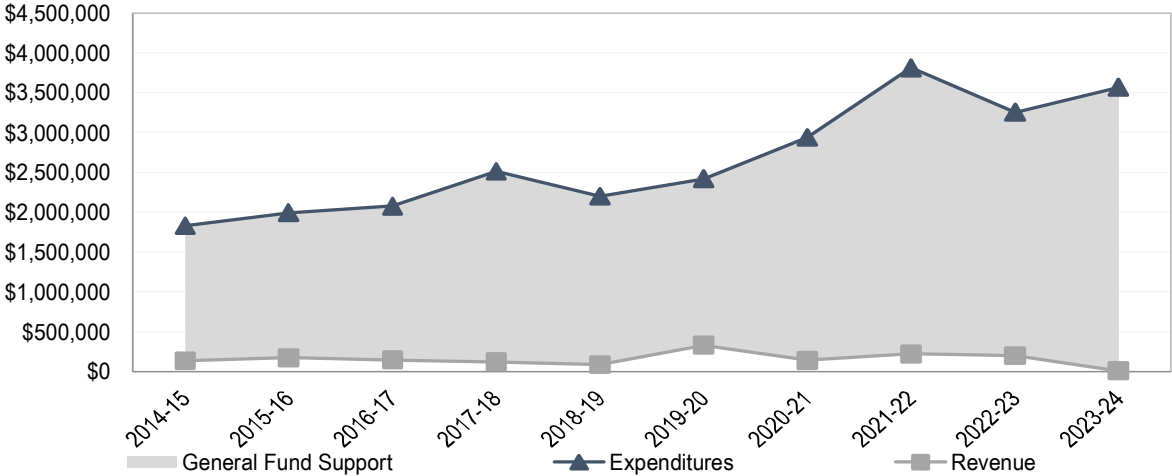
John Nilon - Interim County Administrative Officer

The Administrative Office provides staff support to the Board of Supervisors and organizational support and oversight of all County departments.

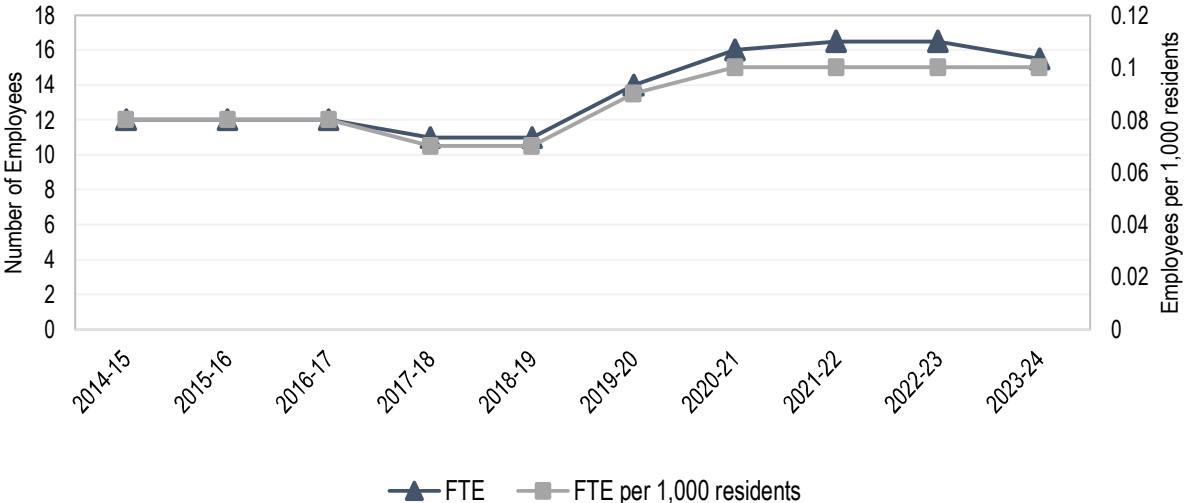
BUDGET AT A GLANCE

	FY 2023-24 Adopted	Change from FY 2022-23 Adopted	% Change
Expenditures	\$3,570,449	\$314,814	10%
Revenue	\$10,500	\$(191,840)	(95)%
General Fund Support	\$3,559,949	\$506,654	17%
Staffing Levels	15.50 FTE	(1.00) FTE	(6)%

Ten Year Budget History



Ten Year Staffing History



Fiscal and Administrative

MISSION STATEMENT

Advise and implement the goals and policies of the Board of Supervisors through effective leadership and management of County services to achieve the County's vision of a safe, healthy, livable, prosperous, and well-governed community.

SERVICE PROGRAMS

The Administrative Office has a total expenditure level of \$3,689,973 and a total staffing level of 15.50 FTE to provide the following services:

Organization Support

Board of Supervisors: Provide high quality staff support to maximize Board effectiveness. This includes implementation of Board policy, sound financial planning through annual preparation and regular review of the County budget, labor relations, and coordinating the Board's agenda.

County Departments: Provide high quality staff support to maximize County department effectiveness by providing policy analysis and guidance, improving program efficiencies, and enhancing collaboration between departments.

Total Expenditures: \$2,503,196
General Fund Support: \$2,503,196
Total Staffing (FTE): 8.00

Economic Development

Develop, recommend, promote, and implement the County's economic development strategy and activities to improve the economic well-being of the County and its residents, with a special focus on unincorporated areas. Coordinate activities with the other County departments and manage relationships with external stakeholders. Represent the County on economic development issues in a variety of forums. Guide policy and programming related to the economic impacts of the Diablo Canyon Power Plant decommissioning, broadband initiatives, offshore wind initiatives, and other long-term, regional economic issues.

Total Expenditures: \$215,539
General Fund Support: \$215,539
Total Staffing (FTE): 1.00

Clerk of the Board

Execute administrative detail for the County Board of Supervisors and certain other County Boards and Commissions. Activities include but are not limited to: processing and communication of all Board directives; noticing public hearings; administering the Assessment Appeals Program; managing Statements of Economic Interests and Conflict of Interest Codes for the County and other agencies; accepting road appeals, claims, and lawsuits; and maintaining and providing access to the public record.

Total Expenditures: \$411,147
General Fund Support: \$400,647
Total Staffing (FTE): 2.50

Constituent and Support Services

Execute administrative functions for the public, County Executives, Administrative Analysts and County departments. Activities included but are not limited to: administration of the Cal Poly Work Study Program; Fair Political Practice Commission Lobbying quarterly filings; Countywide Public Records Act request tracking and processing; processing district community grants; Community Based Organization (CBO) and Preventative Health (PH) grant contracts and processing; providing program and technical administration for the County's budgeting software (BFM), Granicus, Municode and Agenda.Net; oversight and budget development for the County Administrative Office, Board of Supervisors, Grand Jury, Public Defender, Court Operations, Wildlife and Grazing, and Fish and Game; and coordinating communication with the public and Board of Supervisors.

Total Expenditures: \$560,091
General Fund Support: \$440,567
Total Staffing (FTE): 4.00

ACCOMPLISHMENTS AND OBJECTIVES

Following are some of the department's notable accomplishments for FY 2022-23 and some specific objectives for FY 2023-24.

FY 2022-23 Accomplishments

- Produced the FY 2022-23 Final budget book and the FY 2023-24 Recommended budget book according to established schedules and deadlines.
- Secured a \$500,000 Local Agency Technical Assistance (LATA) grant for county broadband planning efforts.
- Executed new contracts for First Level Conflict, Second Level Conflict, and Mentally Disordered Offender Public Defender services after running competitive Requests for Proposal (RFP).
- Executed 34 grant contracts totaling \$3,000,000 in American Rescue Plan Act funds for Non-Profit community based organizations providing services to the public after running competitive Requests for Application (RFA).
- Executed 56 grant contracts totaling \$1,723,821 for Non-Profit community based organizations providing services to the public after running competitive Requests for Application (RFA).
- Continued to provide regional leadership related to the closure and the proposed extension of Diablo Canyon Power Plant.
- Coordinated with seven cities, non-profit partners, and the Homeless Services Oversight Council (HSOC) to develop a five-year Homeless Plan, which was unanimously adopted by the Board of Supervisors.
- Completed Central Coast Community Energy (3CE) evaluation for the Board of Supervisors
- Received Government Finance Officers Association (GFOA) Distinguished Budget Presentation Award for FY 2022-23

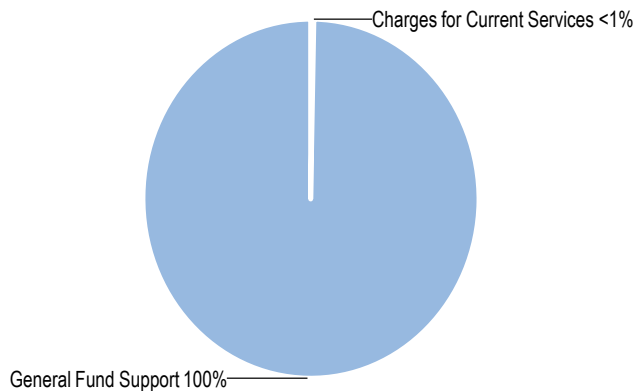
FY 2023-24 Objectives

- Produce the FY 2023-24 Recommended and Final budget books according to established schedules and deadlines.
- Complete Property tax exchange/Tax Exchange study with participating Cities.
- Continue homeless coordination with the seven Cities, non-profit service providers, and Homeless Services Oversight Council (HSOC).
- Provide County leadership on a variety of regional economic development issues, including decommissioning of the Diablo Canyon Power Plant, potential offshore wind development, and long-term regional economic development planning.

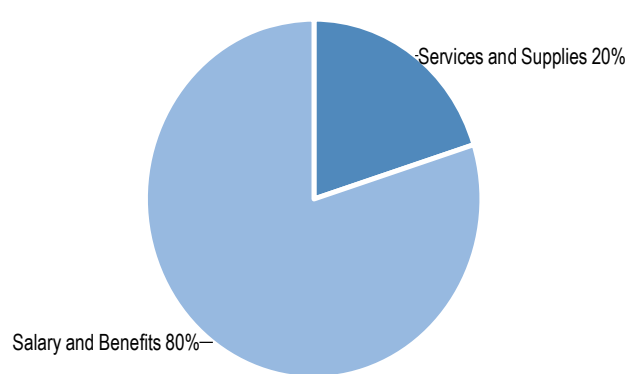
FINANCIAL SUMMARY

	FY 2022-23 Adopted	FY 2022-23 Actual	FY 2023-24 Recommended	FY 2023-24 Adopted	Change from FY 2022-23
Intergovernmental Revenue	\$0	\$14,167	\$0	\$0	\$0
Charges for Current Services	\$11,200	\$11,202	\$10,500	\$10,500	\$(700)
Other Revenues	\$0	\$3	\$0	\$0	\$0
Other Financing Sources	\$191,140	\$96,794	\$0	\$0	\$(191,140)
Total Revenue	\$202,340	\$122,167	\$10,500	\$10,500	\$(191,840)
Salary and Benefits	\$2,877,195	\$2,651,504	\$2,947,559	\$2,947,559	\$70,364
Services and Supplies	\$494,732	\$2,663,524	\$492,414	\$742,414	\$247,682
Other Charges	\$0	\$3,022,871	\$0	\$0	\$0
Gross Expenditures	\$3,371,927	\$8,337,899	\$3,439,973	\$3,689,973	\$318,046
Less Intrafund Transfers	\$(116,292)	\$(131,407)	\$(119,524)	\$(119,524)	\$(3,232)
Net Expenditures	\$3,255,635	\$8,206,493	\$3,320,449	\$3,570,449	\$314,814
General Fund Support	\$3,053,295	\$8,084,326	\$3,309,949	\$3,559,949	\$506,654

Source of Funds



Use of Funds



COUNTY ADMINISTRATOR’S COMMENTS AND RECOMMENDATIONS

The level of General Fund support for this fund center is recommended to increase by \$256,654 or 8% compared to FY 2022-23 adopted levels.

Revenues are recommended to decrease by \$191,140 or 95% primarily due to a reduction in transfers in from the Senate Bill (SB) 1090 – Tax Reduction Reserve designation associated with the expiration of the 1.00 FTE limited term Principal Administrative Analyst Regional Homeless Services Coordinator position.

Expenditures are recommended to increase by \$64,814 or 2% compared to FY 2022-23 adopted levels. Salaries and benefits are recommended to increase by \$70,364 or 2% due to Board approved negotiated salary and benefit increases. Services and Supplies are recommended to decrease by \$2,318 or less than 1% due to changes in various accounts.

There is a total of \$129,503 included in the budget to be funded with American Rescue Plan Act of 2021 (ARPA) funds for restoration of government services.

The recommended budget includes a total reduction of \$1,139 in services and supplies due to the anticipated budget gap. The reductions are anticipated to have minimal impact on service levels.

The FY 2023-24 recommended Position Allocation List (PAL) for the department includes a net decrease of 1.00 FTE due to the expiration of the 1.00 FTE limited term Principal Administrative Analyst Regional Homeless Services Coordinator position.

BOARD ADOPTED CHANGES

During the budget hearing, the Board approved allocation of \$250,000 to this fund center from General Fund Rainy Day Reserve designation funds for the California State Association of Counties (CSAC) Grants Initiative project.

BUDGET AUGMENTATION REQUESTS ADOPTED

None.

BUDGET AUGMENTATION REQUESTS NOT ADOPTED

Title: Add 1.00 FTE Assistant County Administrative Officer and 1.00 FTE Administrative Analyst and delete 1.00 FTE Account Tech and 1.00 FTE Division Manager	
Expense: \$132,391	Funding Source(s): General Fund: \$132,391
Intended Results:	
<ol style="list-style-type: none"> 1. Increased coordination between Admin and County Service Groups 2. Creates capacity for CAO involvement in Board prioritized regional efforts to carry out the following: <ul style="list-style-type: none"> • Homeless Strategic Plan • Housing Infrastructure Plan • Economic Development, including progress in broadband planning and offshore wind • Increasing Behavioral Health Capacity 3. Restoration of analyst provides capability for Admin to support emerging special projects and coordinate multidepartment efforts completing the following: <ul style="list-style-type: none"> • Board directed projects • Cannabis Coordination • Fire Strategic Plan/ Financing Plan • Opioid Settlement Execution Plan 	

GOALS AND PERFORMANCE MEASURES

Department Goal: To ensure the long-term financial stability of the County.					
1. Performance Measure: Ratio of General Fund backed annual debt service to the annual General Fund budget.					
This measure shows the ratio of the General Fund backed annual debt service to the annual General Fund budget.					
	FY 2019-20	FY 2020-21	FY 2021-22	FY 2022-23	FY 2023-24
Target	2.50%	2.00%	2.10%	2.05%	2.83%
Actual	1.90%	2.00%	1.96%	2.08%	
Notes:					
2. Performance Measure: Ratio of total contingencies and reserves to the County's General Fund operating budget.					
This measure shows how much money the County has in 'savings' relative to its daily, ongoing expenses.					
	FY 2019-20	FY 2020-21	FY 2021-22	FY 2022-23	FY 2023-24
Target	25.00%	25.00%	25.00%	25.00%	25.00%
Actual	25.00%	23.00%	34.00%	34.00%	
Notes: N/A					
3. Performance Measure: Percentage of Government Finance Officers Association (GFOA) Distinguished Budget Presentation Award criteria that rate ""Proficient" or higher.					
The Distinguished Budget Presentation Awards Program is intended to encourage and assist state and local governments in preparing budget documents of the very highest quality. The County's budget is evaluated using 25 individual criteria that measure how well the County's Budget Book serves as a policy document, operations guide, financial plan, and communications device.					
	FY 2019-20	FY 2020-21	FY 2021-22	FY 2022-23	FY 2023-24
Target	0.00%	90.00%	90.00%	90.00%	95.00%
Actual	0.00%	93.55%	97.00%	95.00%	
Notes: Given that last year the department was able to accomplish 97% of criteria at Proficient or higher, and the submission this year was of similar content as last year, the department is forecasting 95% of criteria at Proficient or higher for FY 2022-23. This measure was established several years ago, and it has become clear that the department is able to keep a baseline performance above 90%, therefore, the department is increasing the target to 95% to maintain a stretch to the goal.					

Department Goal: To provide high quality staff support in an effort to maximize the effectiveness of County departments and the Board of Supervisors.					
4. Performance Measure: Ratio of items needing agenda amendments (corrigenda) to total number of agenda items processed.					
This measure demonstrates the ratio of items processed by the Clerk of the Board compared to the number of departmentally submitted agenda item amendments published on a corrigenda.					
	FY 2019-20	FY 2020-21	FY 2021-22	FY 2022-23	FY 2023-24
Target	0.00%	5.00%	5.00%	4.00%	5.00%
Actual	0.00%	3.00%	5.00%	3.00%	
Notes: N/A					



FC 119 — Administrative Office - Communications and Outreach

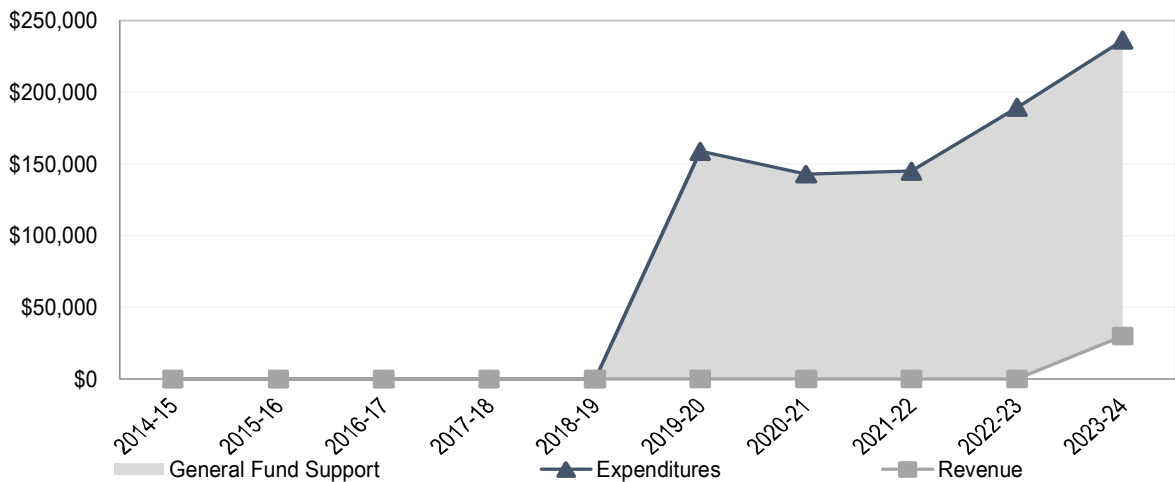
John Nilon - Interim County Administrative Officer

Communications and Outreach provides for public awareness of available County services.

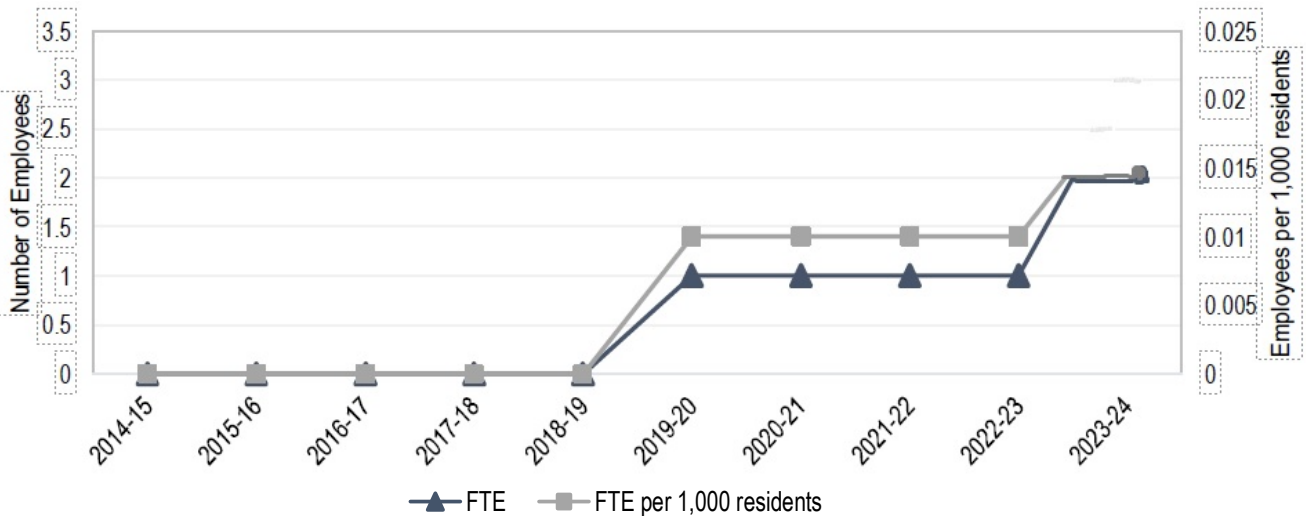
BUDGET AT A GLANCE

	FY 2023-24 Adopted	Change from FY 2022-23 Adopted	% Change
Expenditures	\$236,195	\$46,780	25%
Revenue	\$30,000	\$30,000	0%
General Fund Support	\$206,195	\$16,780	9%
Staffing Levels	2.00 FTE	1.00 FTE	200%

Ten Year Budget History



Ten Year Staffing History



MISSION STATEMENT

To continuously improve the quality and effectiveness of the County's internal and external communications through outreach, strategic planning, collaboration among departments and staff training.

SERVICE PROGRAMS

Communications and Outreach has a total expenditure level of \$336,195 and a total staffing level of 2.00 FTE to provide the following services:

Citizen Outreach and Support

The Communications and Outreach division of the Administrative Office coordinates efforts to connect with the public. This includes acting as a liaison between media outlets and department leaders, educating the public about County services, sharing success stories, and improving communication within County departments. This is done through relationship building with local media, other County departments and the public in general. Key strategies include video production and distribution, social media, websites, direct interaction with community leaders, newsletters, surveying the community, and resolving citizen complaints.

Total Expenditures: \$166,440
General Fund Support: \$92,783
Total Staffing (FTE): 1.00

County Department Outreach and Support

Encouraging and facilitating a collaboration among County departments and their communication efforts and strategies. Building a communications team through this collaboration and executing both internal and external communications plans.

Total Expenditures: \$135,804
General Fund Support: \$79,461
Total Staffing (FTE): 0.80

Organizational Effectiveness

Creating high-performance, results-oriented communications both internally and with the public. Activities include strategic planning, goal setting, performance measurement throughout the organization, and encouraging continuous improvement.

Total Expenditures: \$33,951
General Fund Support: \$33,951
Total Staffing (FTE): 0.20

ACCOMPLISHMENTS AND OBJECTIVES

Following are some of the department's notable accomplishments for FY 2022-23 and some specific objectives for FY 2023-24:

FY 2022-23 Accomplishments

- Coordinated or assisted in various department campaigns including recruitment videos and strategies, the San Luis Obispo Countywide Plan to Address Homelessness, foster family recruitment, grand opening of new Animal Services Building, and the restoration of the Cayucos Vets Hall.
- Maintained daily social media posts increasing engagement and followers.
- Maintained Government Center video displays and created content.
- Acted as media liaison between the County and local media outlets, fostering better relationships and communication strategies.
- Acted as liaison between the San Luis Obispo Downtown Business Association and the County.
- Acted as liaison between various city Public Information Officers (PIO's) and the County, creating monthly "County Communicators Meeting"
- Maintained "Board of Supervisor" highlight reports for public and media.
- Scheduled press conferences and issued news releases.
- Developed key messages and strategy assistance for CAO, Assistant CAO, department leaders.
- Maintained archiving of all County social media accounts.
- Maintained posts to County's public facing and internal websites.
- Created "County News Channel" on You Tube and gained followers.
- Developed County Communications strategy allowing for transition away from COVID-19 centric communications.
- Booked weekly guests from various departments on KCOY and KEYT for weekly segments focusing on the County.

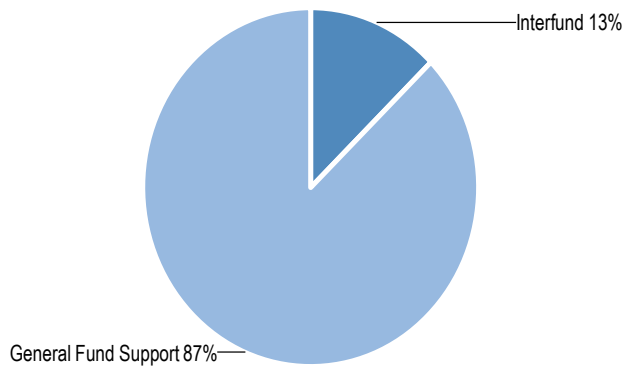
FY 2023-24 Objectives

- Streamline County-wide communications through more collaboration and consolidation of services among communications staff within departments. Assess the County's communications programs and activities, including an assessment of what is working well, what needs improvement, and current public perception.
- Continue to develop County News Channel on you tube, add content and followers. (Currently at 1,400 followers).
- Coordinate with the Information Technology Department to integrate more user friendly options for the County website.
- Create a weekly news presence of County staff on various media platforms to share information about programs and services and success stories.

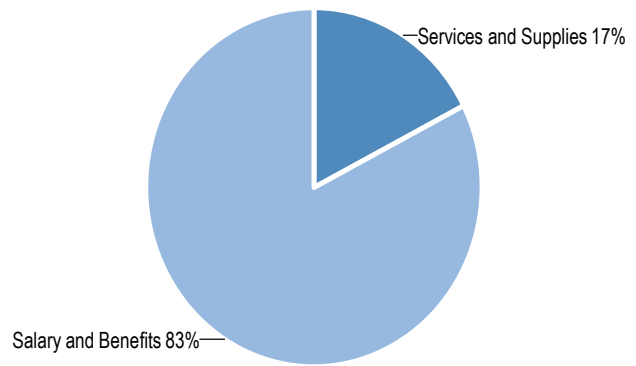
FINANCIAL SUMMARY

	FY 2022-23 Adopted	FY 2022-23 Actual	FY 2023-24 Recommended	FY 2023-24 Adopted	Change from FY 2022-23
Interfund	\$0	\$25,000	\$30,000	\$30,000	\$30,000
Total Revenue	\$0	\$25,000	\$30,000	\$30,000	\$30,000
Salary and Benefits	\$154,840	\$187,262	\$387,583	\$277,399	\$122,559
Services and Supplies	\$34,575	\$48,175	\$58,796	\$58,796	\$24,221
Gross Expenditures	\$189,415	\$235,437	\$446,379	\$336,195	\$146,780
Less Intrafund Transfers	\$0	\$0	\$(210,184)	\$(100,000)	\$(100,000)
Net Expenditures	\$189,415	\$235,437	\$236,195	\$236,195	\$46,780
General Fund Support	\$189,415	\$210,437	\$206,195	\$206,195	\$16,780

Source of Funds



Use of Funds



COUNTY ADMINISTRATOR’S COMMENTS AND RECOMMENDATIONS

The level of General Fund support for this fund center is recommended to increase by \$16,780 or 9% compared to FY 2022-23 adopted levels.

Revenue is expected to increase by \$30,000 due to revenue associated with the cost of a Limited Term Public Information Specialist position added mid-year in FY 2022-23 to focus on videography and editing.

Expenditures are recommended to increase by \$46,780 or 25% compared to FY 2023-24 adopted levels. Salaries and benefits are recommended to increase by \$232,743 or 150% due to the mid-year Position Allocation List (PAL) change and the recommended Budget Augmentation Request (BAR) for FC 110 – Clerk – Recorder to add 1.00 FTE Public Information Specialist on the PAL for FC 119 - Administrative Office - Communications and Outreach but funded from FC 110. Services and supplies are recommended to increase by \$24,221 or 70% primarily due primarily to a \$14,400 increase in lease expenditures and a \$10,000 increase in software

expenditures for the recommended BAR to upgrade “Sprout Social” (see below). These increases are partially offset by a \$6,100 reduction in copying and contracted services due to the anticipated budget gap.

There is a total of \$5,951 included in the budget to be funded with ARPA funds for restoration of government services.

As stated above, the recommended budget includes a total reduction of \$6,100 due to the anticipated budget gap. These reductions are anticipated to have minimal impact on service levels.

The FY 2023-24 recommended Position Allocation List (PAL) includes a 2.00 FTE increase in positions compared to the FY 2022-23 adopted PAL.

FY 2022-23 Mid-Year PAL Changes

On July 19, 2022, the Board approved the following changes to the department’s PAL:

- Addition of 1.00 FTE Limited Term Public Information Specialist I/II/III to focus on videography and editing for the Department of Social Services, Groundwater Sustainability, Public Works, and Public Health Department.

FY 23-24 Recommended PAL Changes

- Addition of 1.00 FTE Limited Term Public Information Specialist I/II/III to support FC 110 – Clerk – Recorder (see FC 110 – Clerk Recorder for BAR detail)

The recommended budget for Communications and Outreach includes funds that will maintain services at current levels.

BOARD ADOPTED CHANGES

As part of the Supplemental Budget document, the Board amended the Position Allocation List (PAL) for this fund center to delete 1.00 FTE Public Information Specialist (PIS) I/II/III. The Clerk-Recorder submitted a BAR requesting the addition of 1.00 FTE PIS I/II/III to meet the current and ongoing need to inform and educate the County residents, media, organizations that serve voters with disabilities, local governments, language minority communities, and other communities of interest about the various provisions of conducting an election. The recommended budget recommended this position to be placed under the Position Allocation List (PAL) for FC 119 – Communications and Outreach. However, after further discussion with the CAO this recommendation was modified to place 1.00 FTE PIS I/II/III under the PAL for FC 110 – Clerk – Recorder.

BUDGET AUGMENTATION REQUESTS ADOPTED

Title: Request for \$10,000 for upgrade of “Sprout Social” account to allow for more consolidation, collaboration and oversight of Social Media accounts throughout the County	
Expense: \$10,000	Funding Source(s): General Fund: \$10,000
Intended Results: 1. Having one robust Sprout Social platform will elevate all the County’s social media thumbprint in the community by allowing more collaborative and engaging content, and oversight by key communication managers.	

BUDGET AUGMENTATION REQUESTS NOT ADOPTED

None.

GOALS AND PERFORMANCE MEASURES

Department Goal: To increase public engagement with the County.					
1. Performance Measure: Performance Measure: Percentage of year-over-year growth of the number of times the public visits the County's website, www.slocounty.ca.gov.					
This measure shows the percentage of year-over-year growth of website sessions for www.slocounty.ca.gov.					
	FY 2019-20	FY 2020-21	FY 2021-22	FY 2022-23	FY 2023-24
Target	10.00%	10.00%	10.00%	0.00%	0.00%
Actual	37.00%	99.05%	-1.50%	0.01%	
Notes: This performance measure is being deleted for FY 23-24. We saw big spikes in web visit duration during covid, but web traffic has leveled off since. The duration of our visits last year was 2:08. This year it was 2:02.					
2. Performance Measure: Percentage of year-over-year growth of e-mail subscribers who wish to receive County news and updates.					
This measure shows the percentage of year-over-year growth of e-mail subscribers for the County's e-newsletters and e-mail updates.					
	FY 2019-20	FY 2020-21	FY 2021-22	FY 2022-23	FY 2023-24
Target	80.00%	80.00%	80.00%	30.00%	0.00%
Actual	126.00%	9.78%	16.00%	0.12%	
Notes: Email list was being used extensively during COVID. It is now being used primarily for Board Business (Agenda's etc) and newsletters. We did see an increase of newsletters sent by 28%. (Approximately 30K). Our open rate remained steady at 53% (down by 1.2%) and our click rate to website is at 22% which is down 38%. That is not surprising though as during COVID we were sending people to COVID dashboards and information pages which people were checking daily. Our subscriber rate remained fairly steady increasing by about 3%. This performance measure is being deleted for FY 23-24 and replaced with other performance measures tied to our new focus on the County News Channel.					



FC 109 — Assessor

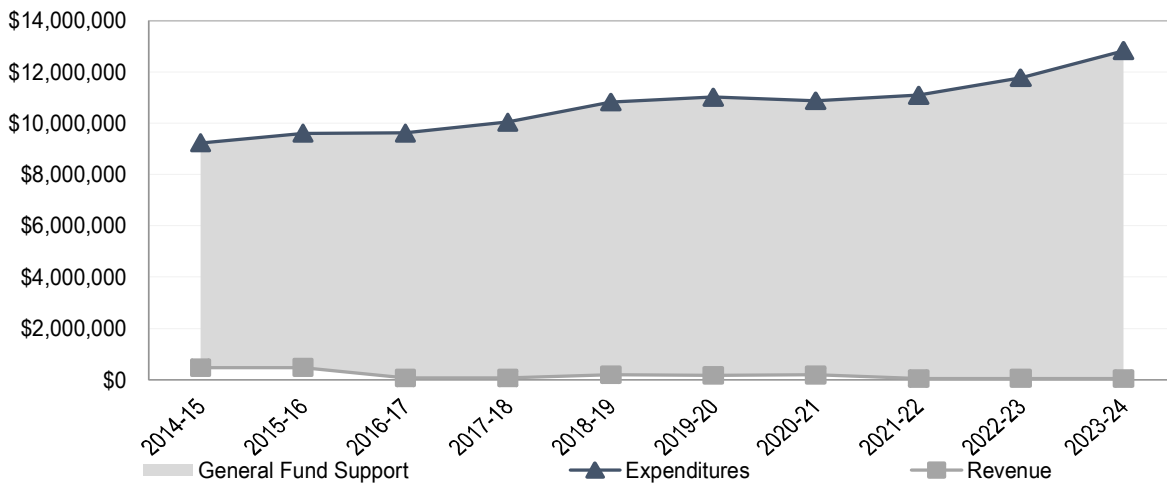
Tom Bordonaro - County Assessor

The Assessor provides services to locate taxable property, identify ownership, and determine the value of real, business, and personal property within the county. The Assessor’s Office is headed by an elected Assessor.

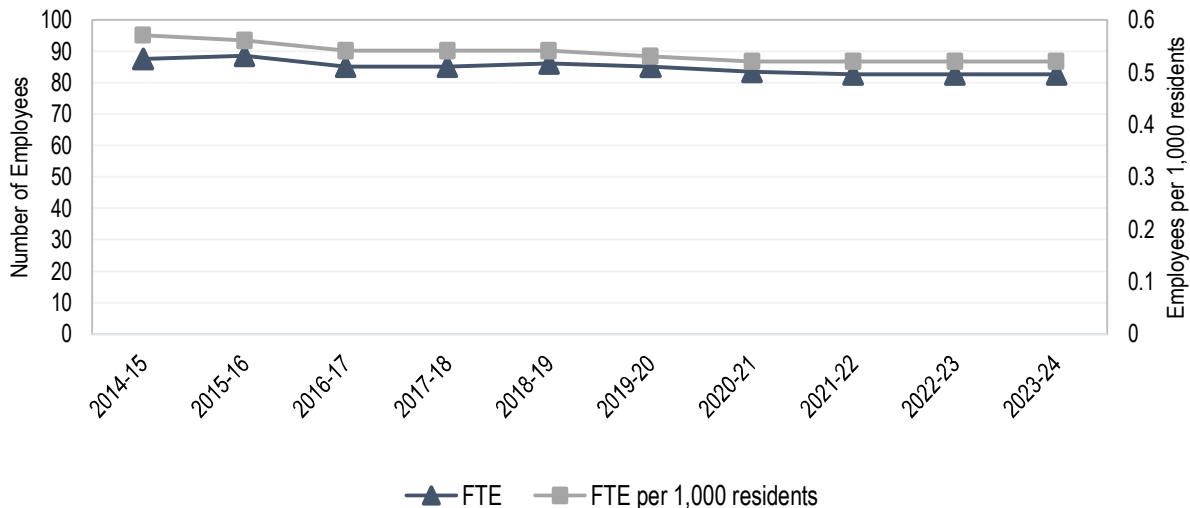
BUDGET AT A GLANCE

	FY 2023-24 Adopted	Change from FY 2022-23 Adopted	% Change
Expenditures	\$12,829,468	\$1,054,564	9%
Revenue	\$46,200	\$(2,000)	(4)%
General Fund Support	\$12,783,268	\$1,056,564	9%
Staffing Levels	82.50 FTE	0.00 FTE	0%

Ten Year Budget History



Ten Year Staffing History



MISSION STATEMENT

The Assessor and staff seek excellence in providing information, services, and accurate property assessments through our personal commitment to integrity, mutual respect, and teamwork.

SERVICE PROGRAMS

The Assessor has a total expenditure level of \$12,829,468 and a total staffing level of 82.50 FTE to provide the following services:

Administration/Standards

Oversee the preparation of all property assessments; analyze and track legislation pertaining to property taxes; develop and implement procedures based upon new legislation; compile and deliver internal and state mandated reports to appropriate agencies; process and track all assessment appeals; coordinate office operations; manage human resource functions and issues; oversee training for staff; coordinate accounts payable and payroll; and develop and monitor the department's budget.

Total Expenditures: \$1,244,070
General Fund Support: \$1,244,070
Total Staffing (FTE): 8.00

Assessment Valuation, Reviews, and Appeals

Review and assess the value of secured real property (i.e., land and buildings) when there is a change in ownership, new construction, decline in market value, disaster relief, and other appraisal events, and update property attributes. Review, audit, and assess the value of unsecured business property (i.e., business equipment, boats, aircraft, etc.). Review and make recommendations to the Assessment Appeals Board for all assessment appeals submitted by property owners.

Total Expenditures: \$5,909,331
General Fund Support: \$5,902,331
Total Staffing (FTE): 38.00

Automation

Implement and monitor the automated systems within the department. Oversee systems security and the development, implementation, and maintenance of automation networks, workstations, software, and miscellaneous hardware utilized in processing the assessment roll.

Total Expenditures: \$933,052
General Fund Support: \$931,052
Total Staffing (FTE): 6.00

Public Service

Provide information to the public regarding property assessments and property tax laws in person, over the telephone, and by written communication, including pamphlets, public service announcements, the Internet, and annual notifications.

Total Expenditures: \$855,298
General Fund Support: \$855,298
Total Staffing (FTE): 5.50

Roll Preparation

Update and maintain property assessment records. This includes creating and maintaining property parcel maps and geographic information system (GIS) applications, verifying, and updating ownership data when property ownership is altered, maintaining exemptions, updating valuation data, processing revised assessments, maintaining supplemental tax records, and other functions.

Total Expenditures: \$3,887,717

General Fund Support: \$3,850,517

Total Staffing (FTE): 25.00

ACCOMPLISHMENTS AND OBJECTIVES

Following are some of the department's notable accomplishments for FY 2022-23 and some specific objectives for FY 2023-24.

FY 2022-23 Accomplishments

- Continued the update of existing office guidelines and procedures to reflect the changes in work processes resulting from the conversion of all parcel files into our digital environment.
- Initiated development of the replacement Residential Property Valuation application. The vendor will no longer support the legacy system in 2025.
- Finished converting all Access Databases and complex spreadsheets to the Portal application to provide more flexible database management and reporting.
- Completed Phase I of the Integrated New Proposition 19 legislation into our current document management systems to meet the State of California reporting requirements.
- Finished workflow development for entering exemptions into Laserfiche-Veteran Exemptions are complete.
- Completed reorganization of the Administrative Section creating a budget savings of over \$95,000.

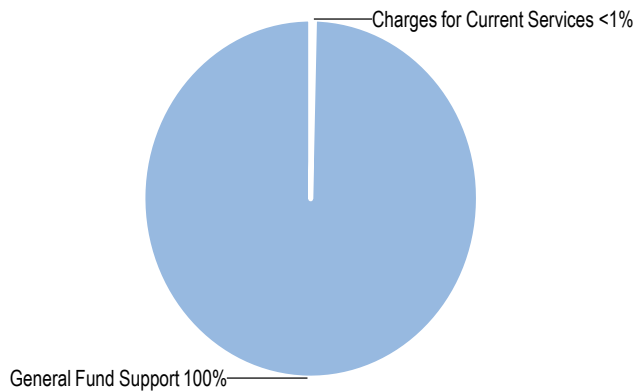
FY 2023-24 Objectives

- Deployment of the PCON project GIS parcel layer and related data within the Esri Parcel Fabric and distribution to all interested County Departments and collaborating agencies (participating cities and SLOCOG). Upon completion, the parcel layer will be available to the public in "real time" at no cost.
- Continue development of the replacement Residential Property Valuation application.
- Begin creation of FAQ index/links in the Assessor website to help the public better access information about the Assessor.
- Continue the audit of Assessor OpenText workflows to create efficiencies in work processes and maximize the paperless processing of work.
- Develop a portal to allow access for Cities to upload permits, plans and information to the Assessor for processing into the property tax system.
- Acquire/develop and fully deploy a Commercial Industrial valuation system.

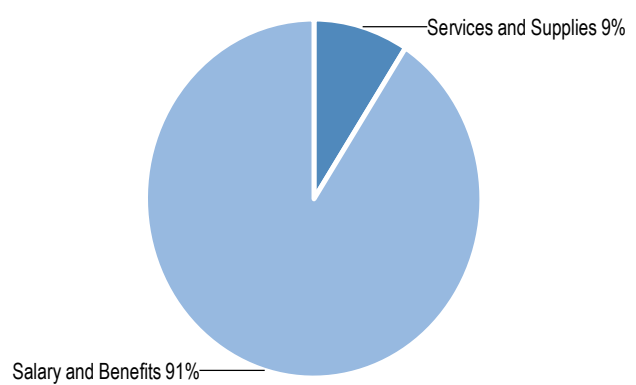
FINANCIAL SUMMARY

	FY 2022-23 Adopted	FY 2022-23 Actual	FY 2023-24 Recommended	FY 2023-24 Adopted	Change from FY 2022-23
Charges for Current Services	\$48,200	\$36,415	\$46,200	\$46,200	\$(2,000)
Other Revenues	\$0	\$310	\$0	\$0	\$0
Total Revenue	\$48,200	\$36,725	\$46,200	\$46,200	\$(2,000)
Salary and Benefits	\$10,637,488	\$10,799,506	\$11,654,800	\$11,654,800	\$1,017,312
Services and Supplies	\$1,137,416	\$970,345	\$1,174,668	\$1,174,668	\$37,252
Gross Expenditures	\$11,774,904	\$11,769,851	\$12,829,468	\$12,829,468	\$1,054,564
General Fund Support	\$11,726,704	\$11,733,126	\$12,783,268	\$12,783,268	\$1,056,564

Source of Funds



Use of Funds



COUNTY ADMINISTRATOR'S COMMENTS AND RECOMMENDATIONS

The level of General Fund support for this fund center is recommended to increase by \$1,056,564 or 9% compared to FY 2022-23 adopted levels.

Revenues are recommended to decrease slightly by \$2,000 or 4% due to a decrease in the sale of roll information as a result of providing more information online for free.

Expenditures are recommended to increase by \$1,054,564 or 9% compared to FY 2022-23 adopted levels. Salaries and benefits are recommended to increase by \$1,017,312 or 10%, primarily due to negotiated salary and benefit increases, including equity increases. There was also a technical error which underbudgeted this fund center's FY 2022-23 adopted salaries and benefits by approximately \$140,000. This has been corrected in the FY 2023-24 recommended budget. Services and supplies are recommended to increase by \$37,252 or 3% primarily due to an increase in countywide overhead expenses as a result of increased salary and benefit expenses.

There is approximately \$579,008 included in the recommended budget to be funded with ARPA funds for restoration of government services based on the January 11, 2022, Board item approving the allocations. The recommended budget includes a total reduction of \$22,170 to computer hardware and associated countywide overhead due to the anticipated budget gap. These reductions are anticipated to have minimal impact on service levels.

The FY 2023-24 recommended Position Allocation List (PAL) for the department includes no changes compared to the FY 2022-23 adopted PAL.

BOARD ADOPTED CHANGES

None.

BUDGET AUGMENTATION REQUESTS ADOPTED

None requested.

GOALS AND PERFORMANCE MEASURES

Department Goal: To levy fair and equitable assessments on taxable property in an accurate and timely manner by using accepted appraisal principles and prevailing assessment practices.

1. Performance Measure: Percentage of the assessment roll completed by June 30th of each year.

Measures the percentage of assessments that are appraised before the June 30th deadline.

	FY 2019-20	FY 2020-21	FY 2021-22	FY 2022-23	FY 2023-24
Target	98.00%	98.00%	98.00%	98.00%	98.00%
Actual	98.50%	95.50%	96.20%	97.20%	

Notes:

2. Performance Measure: The number of completed assessments per appraiser on staff.

This measurement tracks the workload per appraiser from year to year.

	FY 2019-20	FY 2020-21	FY 2021-22	FY 2022-23	FY 2023-24
Target	2,800.00	2,800.00	2,800.00	2,800.00	2,800.00
Actual	2,888.00	2,970.00	2,694.00	2,328.00	

Notes: Due to economic conditions, we did not meet this goal.

Department Goal: To provide high-quality services to the public and taxpayers.

3. Performance Measure: The number of assessment appeals filed for every 1,000 assessments.

When property owners disagree with their property's assessed value, they may file for an Assessment Appeal hearing with the Assessment Appeals Board. The number of real property appeals is used as an indicator of accuracy and equity among assessments. A low number of appeals is associated with a greater degree of accuracy and the property owner's satisfaction with their assessments.

	FY 2019-20	FY 2020-21	FY 2021-22	FY 2022-23	FY 2023-24
Target	0.80	1.50	1.50	1.50	1.50
Actual	1.50	1.70	1.10	0.80	

Notes: Due to the accuracy of property evaluations, we were below targeted levels.

4. Performance Measure: Median number of days between the recording and assessment date of a property deed creating a change of ownership.

This measure tracks the number of days between the recordation of a property deed and the resulting change of property assessment and owner of record on the County's property assessment rolls.

	FY 2019-20	FY 2020-21	FY 2021-22	FY 2022-23	FY 2023-24
Target	200.00	160.00	165.00	200.00	240.00
Actual	165.00	227.00	237.00	266.00	

Notes: We are experiencing recruitment and retention issues for Property Transfer Technicians.



FC 117 — Auditor-Controller-Treasurer-Tax Collector-Public Administrator

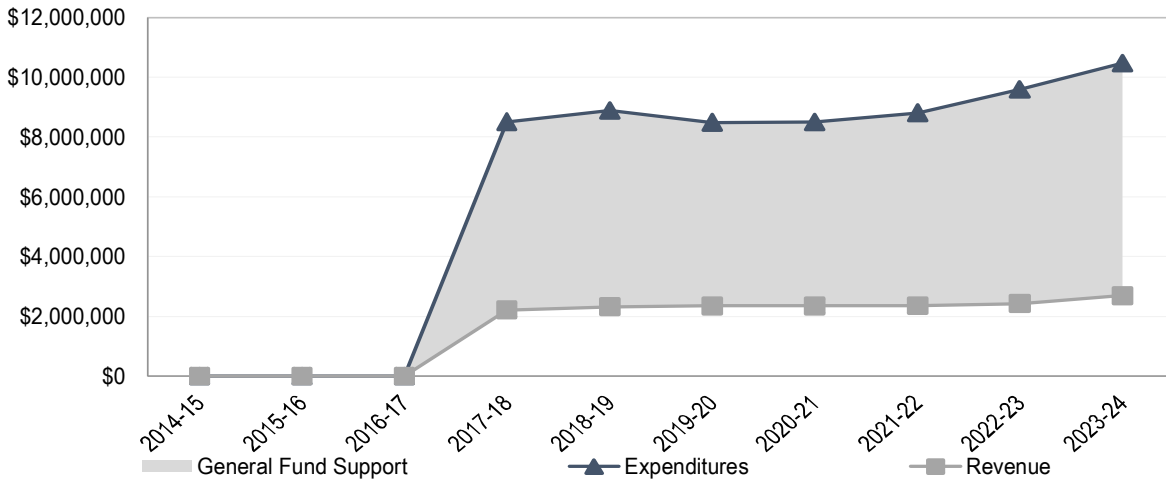
James W. Hamilton - Auditor-Controller-Treasurer-Tax Collector-Public Administrator

The Auditor-Controller Treasurer-Tax Collector-Public Administrator’s Office (ACTTCPA) provides for all accounting and auditing functions of County government, collects taxes and other assessments, and invests funds on behalf of County departments and agencies. The Office is headed by an elected Auditor-Controller Treasurer-Tax Collector-Public Administrator.

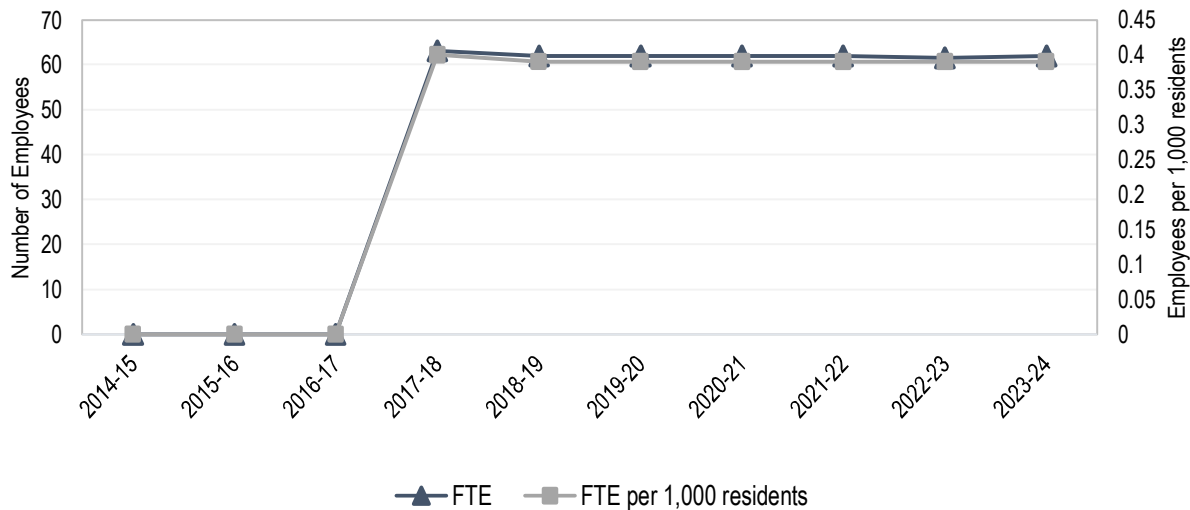
BUDGET AT A GLANCE

	FY 2023-24 Adopted	Change from FY 2022-23 Adopted	% Change
Expenditures	\$10,470,133	\$871,099	9%
Revenue	\$2,690,832	\$267,178	11%
General Fund Support	\$7,779,301	\$603,921	8%
Staffing Levels	62.00 FTE	0.50 FTE	<1%

Ten Year Budget History



Ten Year Staffing History



MISSION STATEMENT

The Auditor-Controller-Treasurer-Tax Collector-Public Administrator’s Office ensures the public’s trust by serving as the guardian of assets and funds administered for the County, cities, schools, and special districts and by being an independent source of financial information and analysis for the public, local governmental agencies, County departments, and all other stakeholders.

SERVICE PROGRAMS

The Auditor-Controller-Treasurer-Tax Collector-Public Administrator’s Office has a total expenditure level of \$10,488,583 and a total staffing level of 62.00 FTE to provide the following services:

Accounts Payable

Pre-audit all claims for payments to vendors submitted by County departments and process payments for special districts. Coordinate payment activity with and provide oversight and direction to departments and vendors. Prepare annual reports required by the State and the Internal Revenue Service.

Total Expenditures: \$703,247
 General Fund Support: \$584,046
 Total Staffing (FTE): 4.40

Internal Audit

Perform mandated internal audits for compliance with State and Federal requirements. Ensure adequacy of internal controls over cash and County assets. Conduct management and compliance audits and departmental reviews. Review all County fees. Audit the operations of public agencies doing business with the County to ensure compliance with policy.

Total Expenditures: \$432,755
 General Fund Support: \$354,705
 Total Staffing (FTE): 2.20

General Accounting

Maintains General Ledger, Cost Accounting, and Budgetary Accounting records for the County government and agencies whose funds are kept in the County Treasury. Performs centralized accounting and fiscal analysis functions for the County and provides accounting support to County departments. Supports debt administration efforts, including issuances and refunding, annual credit agency surveillances, and required ongoing disclosures. Prepares a variety of Federal and State mandated financial reports.

Total Expenditures: \$1,282,248
General Fund Support: \$1,088,547
Total Staffing (FTE): 7.10

Payroll

Prepare and process biweekly payroll for the County. Coordinate payroll activity with departments and employees. Prepare biweekly, monthly, quarterly, and annual reports for State, Federal, and local agencies. Collect and pay premiums for County-related health and insurance benefits.

Total Expenditures: \$826,608
General Fund Support: \$707,407
Total Staffing (FTE): 5.30

Property Tax Allocation

Calculate property tax rates and determine extensions. Process changes to the tax roll. Apportion and distribute taxes and special assessments to all agencies. Prepare tax reports. Implement procedural changes to reflect new legislation affecting the tax system. Advise cities, schools, and special districts on tax-related matters.

Total Expenditures: \$515,588
General Fund Support: \$426,187
Total Staffing (FTE): 3.30

Financial Reporting

Performs a variety of mandated annual accounting projects, including the County's Cost Allocation Plan and Single Audit Act in addition to any unique requests requiring specialized fiscal and accounting analysis. Manages the preparation of the County's annual financial statement. Assists the County Administrator and Board of Supervisors with revenue and expenditure forecasting and the development of the Recommended and Final County budget.

Total Expenditures: \$724,816
General Fund Support: \$635,415
Total Staffing (FTE): 3.30

Systems & Automation Support

Maintain the operations of the department's automation and technology related hardware, software, and infrastructure. Evaluate existing manual departmental processes and make recommendations for improved efficiencies through automation. Design and support tax collection related systems. Maintain the countywide enterprise resource planning system. Provide training and prepare manuals and documentation related to supported systems.

Total Expenditures: \$2,039,831
General Fund Support: \$1,756,730
Total Staffing (FTE): 10.40

Tax and Assessment Collections

Manage the billing, collection, and accounting of property taxes for both secured property (residential and commercial land and buildings) and unsecured property (business fixtures and equipment, racehorses, airplanes, and boats). Collect delinquent property taxes and coordinate the sale of tax-defaulted property through sealed bid sales, "Chapter 8" agreement sales, and public auctions. Administer the issuance of business licenses for all unincorporated areas of the County and collect and account for business license regulatory fees, Cannabis Business Taxes, Transient Occupancy Taxes (hotel bed taxes), the tobacco license fee, the San Luis Obispo County Tourism Business Improvement District assessment, and the Tourism Marketing District assessment. Collect payments for tickets for violations issued by the County Airport, California Highway Patrol, and County Sheriff. Collect Local Agency Formation Commission (LAFCO) budget payments.

Total Expenditures: \$2,987,131
General Fund Support: \$2,269,388
Total Staffing (FTE): 19.62

Treasury

Provide banking services, including receiving, depositing, investing, and controlling all monies belonging to the County, school districts, and special districts for which the County Treasurer is the ex-officio treasurer. Support the County, school districts, and special districts in the process of debt issuance.

Total Expenditures: \$749,439
General Fund Support: (\$205,747)
Total Staffing (FTE): 5.07

Public Administrator

Administer the estates of deceased County residents when there is no one willing or qualified to act as executor or administrator of the estate and to ensure compliance with legal mandates. Services include coordinating property sale or other disposition, researching and notifying beneficiaries, processing court documentation, income tax returns and wills, and paying creditors.

Total Expenditures: \$226,920
General Fund Support: \$162,623
Total Staffing (FTE): 1.31

ACCOMPLISHMENTS AND OBJECTIVES

Following are some of the department's notable accomplishments for FY 2022-23 and some specific objectives for FY 2023-24.

FY 2022-23 Accomplishments

- Offered 15 virtual and/or in person SAP training classes, 12 on-demand SAP self-guided on-demand training videos, and 8 SAP express trainings on Teams, which will last one hour or less.
- Continued to respond to all Federal Emergency Management Agency (FEMA) requests for further information regarding the County's previously submitted claims to reimburse eligible costs in response to the COVID-19 pandemic.
- Launched the Cannabis Tax Compliance Program with the assistance of an experienced cannabis auditing firm. Audit fieldwork and on-site visits are being performed on multiple auditees using the California Cannabis Authority's data platform to ensure financial and regulatory compliance.
- In preparation of replacement of the County's Enterprise Resource Planning (ERP) system, the Department continued to focus its efforts on developing a Request for Proposal (RFP) for services of an independent contractor to perform a countywide business application needs assessment and other services.
- Continued to allow and promote a hybrid work environment based on staff and customer needs. An internal departmental survey was completed in 2022 gathering staff's perspective on their telecommuting preferences. Telecommuting benefits identified by staff include increased productivity, job satisfaction, fewer distractions, and less travel fatigue.
- Issued \$69.5 million in Lease Revenue Bonds, providing debt financing as part of the County's Five-Year Capital Improvement Plan (CIP) for the new construction of both a Probation and Co-located Dispatch building, as well as funding for the renovation of the Cayucos Veterans Hall.

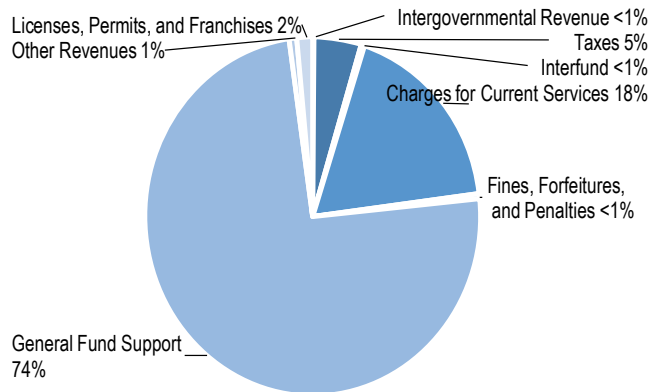
FY 2023-24 Objectives

- Finalize audit reports for the first round of Cannabis Tax Compliance Program auditees, refine procedures for audit fieldwork, site visits, and California Cannabis Authority data analysis based on first year findings and insights, and establish a regular audit schedule and review the need for staffing changes.
- Complete an RFP for the Countywide Business Applications Needs Assessment as the first step in the replacement of the County's ERP system.
- Continue efforts to conduct various internal policy reviews with the objective of seeking process efficiencies while maintaining appropriate oversight, controls, and compliance with legal mandates.
- Begin implementing modernizations to our Taxes on the Web (TOW) system, which allows taxpayers to view their property tax records and make payments. Planned modernizations include enhanced alerts, a better paperless billing experience, and improved functionality for modern devices and platforms.

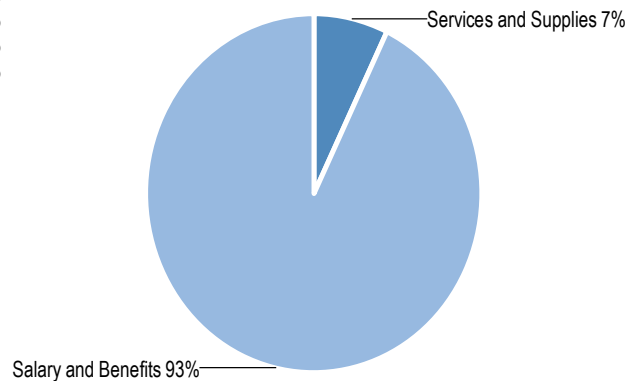
FINANCIAL SUMMARY

	FY 2022-23 Adopted	FY 2022-23 Actual	FY 2023-24 Recommended	FY 2023-24 Adopted	Change from FY 2022-23
Taxes	\$470,358	\$381,789	\$475,408	\$475,408	\$5,050
Licenses, Permits, and Franchises	\$150,155	\$167,590	\$161,307	\$161,307	\$11,152
Fines, Forfeitures, and Penalties	\$37,000	\$61,008	\$47,000	\$47,000	\$10,000
Intergovernmental Revenue	\$12,687	\$14,959	\$13,400	\$13,400	\$713
Charges for Current Services	\$1,656,409	\$1,661,673	\$1,886,981	\$1,886,981	\$230,572
Other Revenues	\$67,045	\$90,388	\$76,736	\$76,736	\$9,691
Interfund	\$30,000	\$30,000	\$30,000	\$30,000	\$0
Total Revenue	\$2,423,654	\$2,407,406	\$2,690,832	\$2,690,832	\$267,178
Salary and Benefits	\$8,880,334	\$8,830,883	\$9,736,582	\$9,736,582	\$856,248
Services and Supplies	\$734,200	\$613,862	\$752,001	\$752,001	\$17,801
Gross Expenditures	\$9,614,534	\$9,444,745	\$10,488,583	\$10,488,583	\$874,049
Less Intrafund Transfers	\$(15,500)	\$(37,265)	\$(18,450)	\$(18,450)	\$(2,950)
Net Expenditures	\$9,599,034	\$9,407,479	\$10,470,133	\$10,470,133	\$871,099
General Fund Support	\$7,175,380	\$7,000,073	\$7,779,301	\$7,779,301	\$603,921

Source of Funds



Use of Funds



COUNTY ADMINISTRATOR’S COMMENTS AND RECOMMENDATIONS

The level of General Fund support for this fund center is recommended to increase by \$603,921 or 8% compared to FY 2022-23 adopted levels.

Revenues are recommended to increase by \$267,178 or 11% primarily due to Board approved fee adjustments to reflect increased cost recovery for cannabis compliance monitoring. It is also due to increased charges for supporting special districts and the County Treasury services as a result of standard inflationary and salary and benefit cost increases.

Expenditures are recommended to increase by \$871,099 or 9% compared to FY 2022-23 adopted levels. Salaries and benefits are recommended to increase by \$856,248 or 10% primarily due negotiated salary and benefit increases and standard step increases. It is also due to the recommended augmentations, which result in one new position that will address increased workload related to payroll and two elevations of classifications to better describe duties. Services and supplies are recommended to increase by \$17,801 or 2% primarily due to the addition of a software to comply with a new requirement from the Governmental Accounting Standards Board as well as minor inflationary increases offset by reductions associated with the recommended augmentations. Intrafund transfers are recommended to increase by \$2,950 or 19% due to a minor increase in County department-reimbursed audit work.

There is a total of \$296,233 included in the budget to be funded with ARPA funds for restoration of government services. The recommended budget does not include any reductions due to the anticipated budget gap

The FY 2023-24 recommended Position Allocation List (PAL) for the department includes a net increase of 0.50 FTE positions compared to the FY 2022-23 adopted PAL.

FY 2023-24 Recommended PAL Changes:

It is recommended that the Board approve the following changes to the department's PAL as the result of a reclassification study:

- Delete 2.00 FTE Accounting Technician or Accounting Technician - Confidential
- Add 2.00 FTE Payroll Technician – Confidential

It is recommended that the Board approve the following change to the department's PAL as the result of insufficient program revenue associated with a FY 2017-18 augmentation, which created a monthly payment plan option for property tax bills (the program will continue without the position):

- Delete 0.50 FTE Senior/Account Clerk

It is recommended that the Board approve the following changes to the department's PAL as the result of the augmentation requests:

- Add 1.00 FTE Accounting Technician or Accounting Technician – Confidential
- Delete 1.00 FTE Software Engineer I/II/III
- Add 1.00 FTE Senior Software Engineer
- Delete 1.00 FTE Administrative Services Officer I/II
- Add 1.00 FTE Financial Analyst I/II/III/Principal

BOARD ADOPTED CHANGES

None.

BUDGET AUGMENTATION REQUESTS ADOPTED

Title: Add 1.00 FTE Accounting Technician Confidential in the Auditor-Controller-Treasurer- Tax Collector (ACTTC) Payroll function to continue to meet the increased demand required of payroll staff.	
Expense: \$104,152	Funding Source(s): General Fund: \$104,152
Intended Results:	
<ol style="list-style-type: none"> 1. There are currently 11 different Medical, Dental, and Vision benefit plans the payroll function reconciles. Additionally, payroll reconciles 8 complex voluntary benefits including Voya Employer paid Life, and Long-Term Disability (ER LTD), Voluntary Employee Life, Spouse Life, Child Life, Voluntary Long-Term Disability (LTD), Voluntary Short-Term Disability (STD), and AFLAC Critical Illness, Accident Insurance and Hospital Indemnity. It is key that these reconciliations remain current. Payroll staff will assure all key reconciliations are no more than 1 month in arrears. 2. Along with reconciliations being up to date, payroll staff will commit to resolving any reconciling items within 2 months. 3. The Payroll Function will commit to studying and documenting a minimum of two internal payroll processes for efficiency and improvement each year. The additional Accounting Technician will provide the bandwidth to address identified efficiencies. 	
Title: Add 1.00 FTE Senior Software Engineer and delete 1.00 FTE Software Engineer III in order to reflect the technical leadership within the department and in collaboration with our partner agencies that is required of this role.	
Expense: \$0 (increased expense of position change offset by permanent reductions)	Funding Source(s): General Fund: \$0
Intended Results:	
<ol style="list-style-type: none"> 1. Continue technical leadership role within our department and in collaboration with partner agencies, including the Information Technology Department. 2. Assume supervision over a Systems Administrator III and partial supervision over an Account Technician with respect to integrated tax collection hardware/software systems. 3. Create modernization plan for public-facing tax technologies, including Taxes on the Web (TOW). 4. Continue collaboration with ITD and the County Assessor in the ongoing modernization of internal Property Tax (PTAX) systems. 	
Title: Add 1.00 FTE Financial Analyst and delete 1.00 FTE Admin Service Officer to accurately reflect the financial forecasting required of TTC Division management and unify the TTC managers in the Financial Analyst career series.	
Expense: \$0 (increased expense of position change offset by permanent reductions)	Funding Source(s): General Fund: \$0
Intended Results:	
<ol style="list-style-type: none"> 1. Assume primary responsibility for regular forecasting and budgeting of Transient Occupancy Taxes (TOT), Cannabis Related Business (CRB) taxes, and related assessment and fee collections. 2. Assume leadership in the regulation of cannabis business licenses, including coordination with the County's new cannabis team (Sheriff's Office). 3. Coordinate with the ACTTC's Internal Audits division on cannabis tax audits. 4. Assume primary responsibility for ACTTC TOT and related assessment collections, including coordination with the Administrative Office on County Business Improvement District collections and annual renewals of the district. 	

BUDGET AUGMENTATION REQUESTS NOT ADOPTED

None.

GOALS AND PERFORMANCE MEASURES

Department Goal: Provide periodic reviews of the internal controls of County departments, and service providers to ensure compliance with regulations, policies and procedures; and minimize losses from fraud or misappropriation. Improve and strengthen internal controls in areas that need improvement.

1. Performance Measure: Percentage of audit recommendations implemented.

The Internal Audit Division reviews various offices, funds, and programs each year. Audit Selection is made based on legal mandates, and measures of risk, such as dollar value, complexity, and/or the existence (or lack) of other checks and balances. This measure tracks the percentage of recommendations made by the Internal Audit Division that are implemented.

	FY 2019-20	FY 2020-21	FY 2021-22	FY 2022-23	FY 2023-24
Target	90.00%	90.00%	90.00%	90.00%	90.00%
Actual	88.00%	78.00%	83.00%	100.00%	

Notes:

Department Goal: Manage County funds on deposit in the County Treasury to meet three goals, in order of priority: 1) ensure the safety of principal, 2) provide liquidity to meet the funding needs of participants, and 3) earn an appropriate and competitive yield.

2. Performance Measure: Maintain an AAA/S1 credit rating by Fitch Ratings for the Treasury Combined Pool Investments.

This measure tracks the County Treasury's success in meeting its safety and liquidity goals for the Treasury investment pool. Fitch Ratings, Inc. (Fitch) is a nationally recognized statistical rating organization that provides an independent evaluation of the investment pool, and its ability to protect the principal and provide liquidity, even in the face of adverse interest rate environments. The target is to achieve the highest available rating. Effective August 23, 2016, Fitch changed their rating system and revised their highest possible rating from AAA/V1 to AAA/S1. "0.00" indicates that we have maintained the highest possible credit rating.

	FY 2019-20	FY 2020-21	FY 2021-22	FY 2022-23	FY 2023-24
Target	0.00	0.00	0.00	0.00	0.00
Actual	0.00	0.00	0.00	0.00	

Notes:

Department Goal: Provide helpful, courteous, responsive service to County departments and the public while accommodating all reasonable requests.

3. Performance Measure: Percentage of customers that Agree or Strongly Agree that the department provided courteous service, answered questions knowledgeably, and resolved their issues.

This measure attempts to track the quality of the customer service provided by the department in terms of courteous service, staff knowledge, and the ability to resolve customer issues. Performance is specifically tracked for customer visits related to 'Property Taxes', 'Business License/Transient Occupancy Taxes', 'Employee Human Resources/Payroll', 'County Treasury', and 'Other'.

	FY 2019-20	FY 2020-21	FY 2021-22	FY 2022-23	FY 2023-24
Target	95.00%	95.00%	95.00%	95.00%	95.00%
Actual	96.89%	97.74%	95.61%	96.90%	

Notes:

Department Goal: Process tax payments promptly, accurately, and as efficiently as possible to provide timely availability of funds to the government agencies for which taxes are collected.

4. Performance Measure: Tax Collections Cost Ratio

This is a broad measure of how efficiently the County Tax and Treasury departments are collecting, processing, depositing and managing the County's funds. Very simply, the numerator is the total expense of operating the Tax Collection and Treasury departments, and the denominator is the total amount of taxes collected. The result can be considered 'cost of collections' as a percentage of funds collected.

	FY 2019-20	FY 2020-21	FY 2021-22	FY 2022-23	FY 2023-24
Target	0.50%	0.50%	0.50%	0.50%	0.50%
Actual	0.42%	0.42%	0.45%	0.42%	

Notes:

Department Goal: Provide ongoing training opportunities to employees on the enterprise financial, logistics, human resources, and payroll systems.

5. Performance Measure: Number of Enterprise Financial System (EFS) training classes offered to employees.

The enterprise 'EFS' system training classes are offered at the basic, intermediate, and advanced levels. At least six basic classes and six intermediate or advanced classes are offered each year. Classes are available through the Learning and Development Center and are conducted by staff in the Auditor-Controller-Treasurer-Tax Collector's Office.

	FY 2019-20	FY 2020-21	FY 2021-22	FY 2022-23	FY 2023-24
Target	16.00	16.00	8.00	24.00	30.00
Actual	11.00	7.00	17.00	24.00	

Notes: In FY 2023-24, newly created Short SAP Virtual Training classes will be included in the total number of trainings.

Department Goal: Meet all statutory, regulatory and external mandates for timely, accurate, and comprehensive reporting.

6. Performance Measure: Percentage of favorable audits with no adjustments for all audits of reports prepared by the Auditor-Controller-Treasurer-Tax Collector's office.

A clean opinion from outside auditors measures the reliability, integrity and accuracy of the information presented in reports prepared by staff in the Auditor-Controller-Treasurer-Tax Collector's Office. Adjustments proposed by outside auditors are usually intended to address reporting deficiencies.

	FY 2019-20	FY 2020-21	FY 2021-22	FY 2022-23	FY 2023-24
Target	0.00%	0.00%	100.00%	100.00%	100.00%
Actual	0.00%	0.00%	100.00%	100.00%	

Notes: Performance measure added in FY 2021-22.



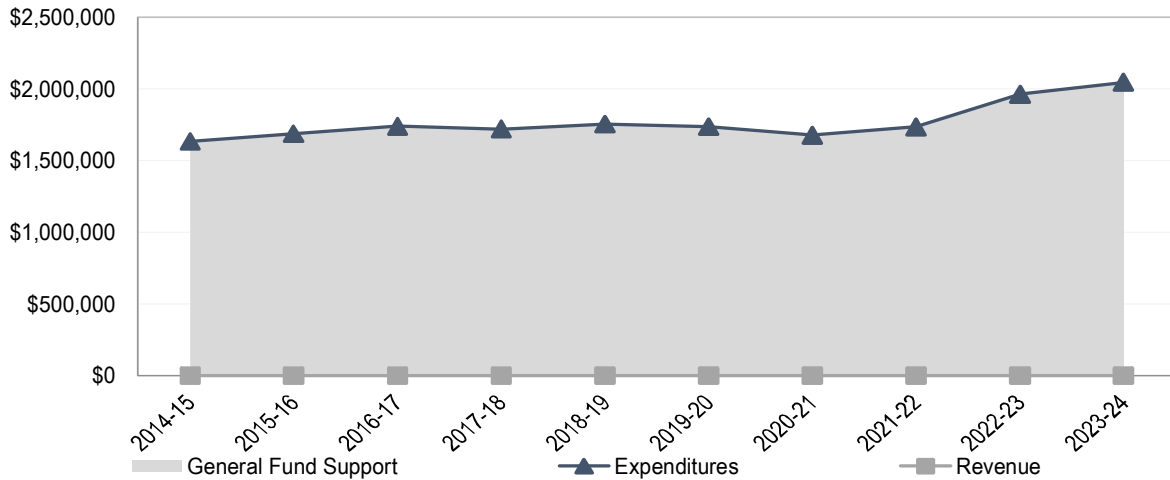
FC 100 — Board of Supervisors

The Board of Supervisors serves as the County’s legislative body, setting policies and priorities to best serve the needs of the community.

BUDGET AT A GLANCE

	FY 2023-24 Adopted	Change from FY 2022-23 Adopted	% Change
Expenditures	\$2,045,765	\$84,010	4%
Revenue	\$0	\$0	0%
General Fund Support	\$2,045,765	\$84,010	4%
Staffing Levels	13.00 FTE	0.00 FTE	0%

Ten Year Budget History



Ten Year Staffing History



MISSION STATEMENT

The San Luis Obispo County Board of Supervisors is the legislative arm of the County government, and is committed to the implementation of policies and the provision of services that enhance the economic, environmental and social quality of life in San Luis Obispo County.

SERVICE PROGRAMS

The Board of Supervisors has a total expenditure level of \$2,108,844 and a total staffing level of 13.00 FTE to provide the following services:

Service to Public

The majority of the Board's activities center on services to the public which are provided in its capacity as the legislative body of the County. Members of the Board of Supervisors represent the people residing within their supervisorial district, while also working for the general welfare of the entire county.

Total Expenditures: \$1,981,348
General Fund Support: \$1,981,348
Total Staffing (FTE): 13.00

Annual County Audits

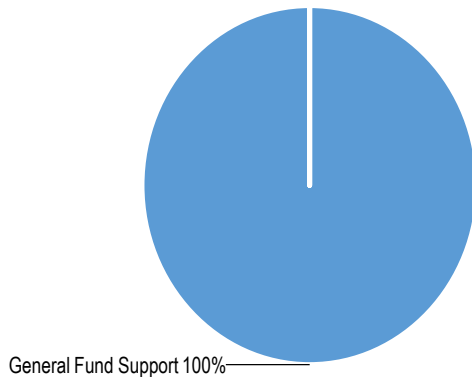
This program complies with Government Code Section 25250, which states that it is the Board of Supervisors' duty to examine and audit the financial records of the County. In addition, this program satisfies the Federal Single Audit Act (Public Law 98-502) relative to the auditing of Federal monies received by the County.

Total Expenditures: \$127,496
General Fund Support: \$127,496
Total Staffing (FTE): 0.00

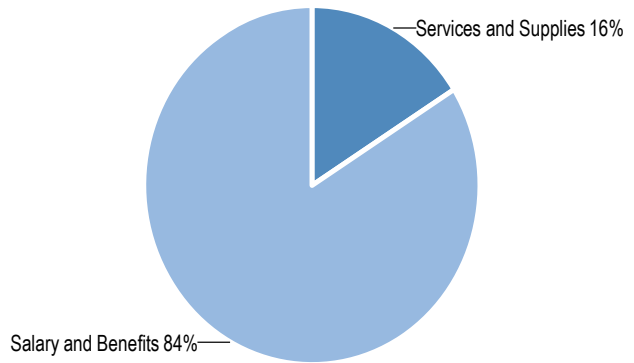
FINANCIAL SUMMARY

	FY 2022-23 Adopted	FY 2022-23 Actual	FY 2023-24 Recommended	FY 2023-24 Adopted	Change from FY 2022-23
Salary and Benefits	\$1,680,528	\$1,749,693	\$1,770,509	\$1,770,509	\$89,981
Services and Supplies	\$341,132	\$341,786	\$338,335	\$338,335	\$(2,797)
Gross Expenditures	\$2,021,660	\$2,091,479	\$2,108,844	\$2,108,844	\$87,184
Less Intrafund Transfers	\$(59,905)	\$(60,536)	\$(63,079)	\$(63,079)	\$(3,174)
Net Expenditures	\$1,961,755	\$2,030,943	\$2,045,765	\$2,045,765	\$84,010
General Fund Support	\$1,961,755	\$2,030,943	\$2,045,765	\$2,045,765	\$84,010

Source of Funds



Use of Funds



COUNTY ADMINISTRATOR’S COMMENTS AND RECOMMENDATIONS

The level of General Fund support for this fund center is recommended to increase by \$84,010 or 4% compared to FY 2022-23 adopted levels. The Board of Supervisors does not receive any revenue and is fully funded with General Fund support.

Expenditures are recommended to increase by \$84,010 or 4% compared to FY 2022-23 adopted levels. Salaries and benefits are recommended to increase by \$89,981 or 5% driven primarily by Board approved salary and benefit increases. Services and supplies are recommended to decrease by \$2,797 or less than 1% primarily due to a reduction of liability insurance expenditures, a \$9,520 reduction in registration and travel due to the anticipated budget gap, and a \$4,698 increase in professional and special services. Intrafund transfers are recommended to increase by \$3,174 or 5% due to increased transfers in from the Administrative Office for a shared support staff position.

There is a total of \$11,625 included in the budget to be funded with American Rescue Plan Act of 2021 (ARPA) funds for restoration of government services.

The recommended budget includes a total reduction of \$9,520, primarily reducing registration and travel expenditures, due to the anticipated budget gap. These reductions are anticipated to have minimal impact on service levels.

The FY 2023-24 recommended Position Allocation List (PAL) for the department includes no net changes in FTE compared to the FY 2022-23 adopted PAL, and the recommended budget for the Board of Supervisors includes funds that will maintain services at current levels.

BOARD ADOPTED CHANGES

None.

BUDGET AUGMENTATION REQUESTS ADOPTED

None requested.



FC 110 — Clerk-Recorder

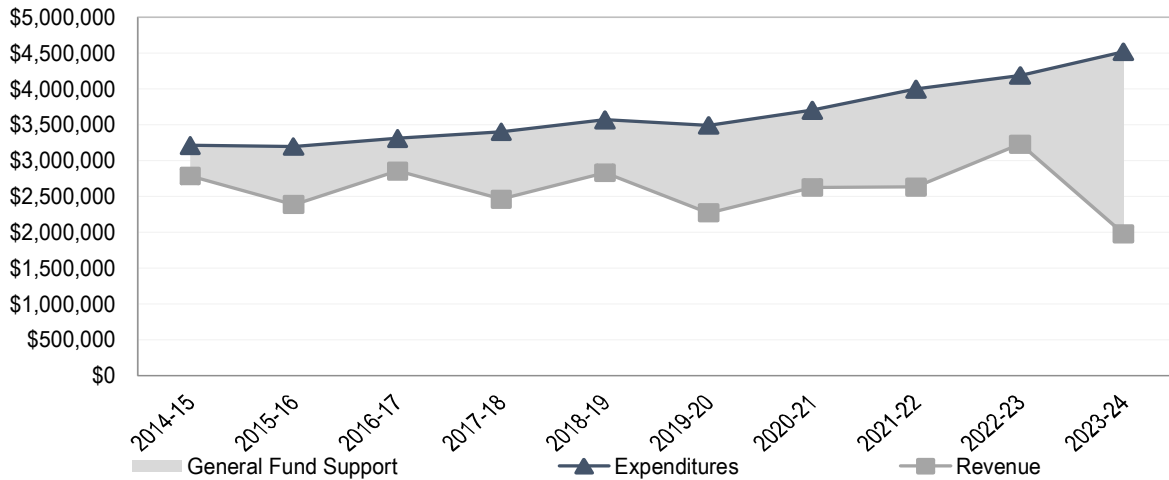
Elaina Cano - Clerk-Recorder

The Clerk-Recorder’s Office conducts elections and ensures the integrity of official and vital records. The Office is headed by an elected Clerk-Recorder.

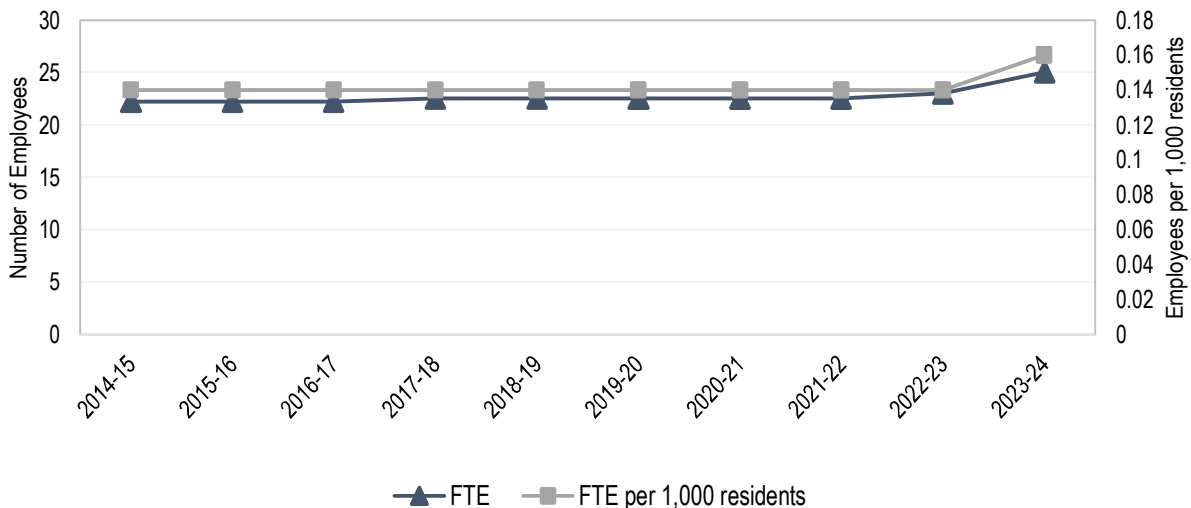
BUDGET AT A GLANCE

	FY 2023-24 Adopted	Change from FY 2022-23 Adopted	% Change
Expenditures	\$4,515,674	\$329,312	8%
Revenue	\$1,977,492	\$(1,247,652)	(39)%
General Fund Support	\$2,538,182	\$1,576,964	164%
Staffing Levels	24.00 FTE	1.00 FTE	4%

Ten Year Budget History



Ten Year Staffing History



MISSION STATEMENT

Promote public confidence by providing the highest level of courteous, efficient, and transparent recording, clerk, and election services to the county by the well-trained and committed staff of the Clerk-Recorder-Elections Office, aided by leveraging technology, with the utmost integrity, fairness, and legal compliance.

SERVICE PROGRAMS

The Clerk-Recorder fund center has a total expenditure level of \$4,515,674 and a total staffing level of 24.00 FTE to provide the following services:

Administration

Perform County Clerk-Recorder mandated functions such as recording all authorized documents and maps, collecting transfer tax and other fees, keeping records of all births and deaths occurring within San Luis Obispo County, issuing marriage licenses, performing civil marriage ceremonies, filing fictitious business name statements, registration of notaries, as well as secure, preserve, and make accessible, the County's vital, business, and official records through maximized use of technology; while working together in the pursuit of excellence in customer service.

Total Expenditures: \$2,048,512
General Fund Support: \$663,592
Total Staffing (FTE): 14.58

Elections

Ensure the integrity of the election process in the management and conduct of all elections, provide professional, knowledgeable staff to assist candidates, customers and voters, as they register to vote and update their files as they move or change name or political party; assist military and overseas civilian voters with an early delivery of ballots; file campaign paperwork and documents from candidates and elected officials; establish precincts for each election; survey voting and drop box locations for Americans With Disabilities Act compliance; recruit and train hundreds of election workers; ensure the accuracy of voting equipment; tabulate and adjudicate qualified voted ballots and conduct the canvass after election day to ensure accurate tabulation, including processing of provisional ballots and vote by mail ballots dropped off at voting and drop off locations; analyze changes in election law and establish County election procedures; maintain various election and Fair Political Practices Commission (FPPC) records, as required by law.

Total Expenditures: \$2,000,430
General Fund Support: \$1,874,590
Total Staffing (FTE): 7.40

Recorder's Restricted Revenues (Special Projects)

Collect and utilize restricted funds to pursue the modernization of delivery systems for official and vital records. These funds are used for many purposes including deployment of technology to streamline the recording process, ensuring retention of historical records through preservation efforts, converting official and vital records to images to increase public access, and providing services to customers in outlying areas by staffing the North County satellite office.

Total Expenditures: \$466,732
General Fund Support: \$0.00

Total Staffing (FTE): 2.02

ACCOMPLISHMENTS AND OBJECTIVES

Following are some of the department's notable accomplishments for FY 2022-23 and some specific objectives for FY 2023-24:

FY 2022-23 Accomplishments

- Developed a Restrictive Covenant Modification Program to identify and redact unlawfully restrictive covenants contained in historic documents.
- Successfully conducted a manual recount of the 4th District County Supervisor contest for the June 7, 2022, Primary Election with the manual tally matching the official machine tallied results 100%.
- Implemented newly adopted district division boundaries for 23 cities, school districts, community services districts, and other special districts and conformed voting precincts to the new boundaries.
- Successfully conducted the November 8, 2022, General Election.
- Successfully conducted a manual recount of the 2nd District County Supervisor contest for the November 8, 2022, General Election. The recount was halted by the requestor, but the manual tally matched the official machine tallied results 100% for the precincts that were tallied up to that point.
- Successfully conducted the April 18, 2023, Paso Robles Joint Unified School District Special Election.
- Analyzed the department's organizational structure and distribution of staff duties to determine how best to serve the public.
- Focused on staff training to rebuild the department's high level of expertise and experience in assigned duties.

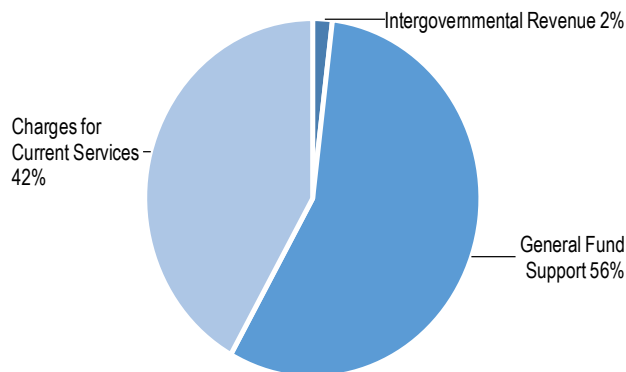
FY 2023-24 Objectives

- Continue to focus on the security of elections by conducting vulnerability assessments to prevent web attacks, utilizing IP/Domain monitoring services; continue training staff to avoid/report malicious emails, and continue information sharing with the DHS.
- With County IT assistance, implement initiatives to protect Clerk-Recorder and Election information technology from cybersecurity threats, including staff awareness training and utilizing services provided by the Department of Homeland Security (DHS) to protect public facing web applications and information sharing of threat intelligence.
- Optimize precinct boundaries and naming conventions based on current district and district-division boundaries with the addition of a Geographic Information Systems Analyst.
- Establish the office of the County Clerk-Recorder as the most reliable source of elections-related information with the addition of a Public Information Specialist.
- Safely and securely conduct the March 5, 2024, Presidential Primary.
- Advance the development of the Restrictive Covenant Program and make measurable progress on the redaction of unlawfully restrictive covenants.

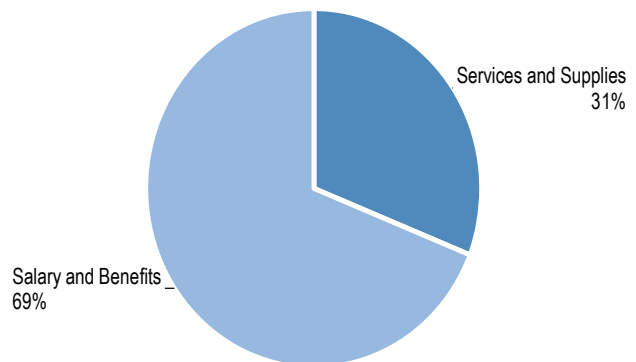
FINANCIAL SUMMARY

	FY 2022-23 Adopted	FY 2022-23 Actual	FY 2023-24 Recommended	FY 2023-24 Adopted	Change from FY 2022-23
Taxes	\$0	\$(1,465)	\$0	\$0	\$0
Intergovernmental Revenue	\$85,840	\$83,992	\$85,840	\$85,840	\$0
Charges for Current Services	\$3,139,304	\$2,676,600	\$1,891,652	\$1,891,652	\$(1,247,652)
Other Revenues	\$0	\$1,352	\$0	\$0	\$0
Total Revenue	\$3,225,144	\$2,760,479	\$1,977,492	\$1,977,492	\$(1,247,652)
Salary and Benefits	\$2,767,303	\$2,645,474	\$3,002,882	\$3,113,066	\$345,763
Services and Supplies	\$1,420,259	\$1,611,529	\$1,512,793	\$1,402,609	\$(17,650)
Capital Assets	\$0	\$10,970	\$0	\$0	\$0
Gross Expenditures	\$4,187,562	\$4,267,972	\$4,515,674	\$4,515,674	\$328,112
Less Intrafund Transfers	\$(1,200)	\$0	\$0	\$0	\$1,200
Net Expenditures	\$4,186,362	\$4,267,972	\$4,515,674	\$4,515,674	\$329,312
General Fund Support	\$961,218	\$1,507,493	\$2,538,182	\$2,538,182	\$1,576,964

Source of Funds



Use of Funds



COUNTY ADMINISTRATOR'S COMMENTS AND RECOMMENDATIONS

The level of General Fund support for this fund center is recommended to increase by \$1,576,964 or 164% compared to FY 2022-23 adopted levels. This increase is due to the cyclical nature of elections, as General Fund support is typically reduced in fiscal years where there is no general election.

Revenues are recommended to decrease by \$1,247,652 or 39%, primarily due to the decrease in election services and recording revenue. Revenue for election services fluctuates with the election cycle and recording revenue depends on the state of the housing market.

Expenditures are recommended to increase by \$328,112 or 8%. Salaries and benefits are recommended to increase by \$235,579 or 9%. This increase is primarily driven by previously negotiated salary and benefit increases. Services and supplies are recommended to increase by \$92,534 or 7% primarily due to recommended BAR to support a 1.00 FTE Public Information Specialist position.

There is a total of \$39,532 included in the budget to be funded with American Rescue Plan Act (ARPA) funds for the restoration of governmental services.

The FY 2023-24 recommended Position Allocation List (PAL) for the department includes no net changes in FTE compared to the FY 2022-23 adopted PAL.

BOARD ADOPTED CHANGES

As part of the Supplemental Budget document, the Board amended the Position Allocation List (PAL) for this fund center to add 1.00 FTE Public Information Specialist (PIS) I/II/III. The Clerk-Recorder submitted a BAR requesting the addition of 1.00 FTE PIS I/II/III to meet the current and ongoing need to inform and educate the County residents, media, organizations that serve voters with disabilities, local governments, language minority communities, and other communities of interest about the various provisions of conducting an election. The recommended budget recommended this position to be placed under the Position Allocation List (PAL) for FC 119 – Communications and Outreach. However, after further discussion with the CAO this recommendation was modified to place 1.00 FTE PIS I/II/II under the PAL for FC 110 – Clerk – Recorder.

BUDGET AUGMENTATION REQUESTS ADOPTED

Title: Add 1.00 FTE Public Information Specialist (PIS) I/II/III to meet the current and ongoing need to inform and educate the County residents, media, organizations that serve voters with disabilities, local governments, language minority communities and other communities of interest about the various provisions of conducting an election.	
Expense: 110,184	Funding Source(s): General Fund: 110,184
Intended Results:	
<ol style="list-style-type: none"> 1. Alleviate voter concerns and frustration by providing clear, factual explanations and education pertaining to the election process, laws and State mandates. 2. Combat misinformation and disinformation by establishing the office as the most reliable source of information. 3. Provide an opportunity to organizations and communities that may not always receive or have resources to ask about election related information. 4. Grow our presence in the community by providing solid, engaging, and informative content to local media outlets for broadcast and print. 	

BUDGET AUGMENTATION REQUESTS NOT ADOPTED

Title: Add 1.00 FTE Program Manager I to assume the responsibilities of the Vote by Mail process that has been managed by the Deputy Director, Clerk-Recorder.	
Expense: 133,295	Funding Source(s): General Fund: 133,295
Intended Results:	
<ol style="list-style-type: none"> 1. Allow the Deputy Director, Clerk-Recorder to assume her regular duties and leadership role within her division. 2. Manage the Vote by Mail ballot drop box retrieval process. 3. Manage the identification envelope scanning process. 4. Manage the Signature Verification Process. 5. Assist the County Clerk-Recorder and the Deputy Director, Registrar with future implementation of any program related recommendations. 	

Title: Add 1.00 FTE Geographical Information Systems (GIS) Analyst I/II/III to the Clerk-Recorder department to meet the current and ongoing need to maintain district, precinct, street, and address data to ensure fair and accurate elections.

Expense: 118,073	Funding Source(s): General Fund: 118,073
----------------------------	--

- Intended Results:**
1. Maintain timely and accurate precinct maps, district-precinct-address data, and relationships in the EMS without reliance upon the Information Technology department.
 2. Timely and accurately completing street and precinct maintenance duties, including adding newly created addresses before voters move into new developments and register to vote.
 3. Allow Clerk-Recorder and election staff to focus on the administration of conducting elections by reducing the amount of overtime needed to assist with GIS related duties.
 4. Provide data visualizations and mapping resources to the public to improve customer service and transparency.
 5. Produce reports from GIS that identify areas with lower voter participation to allow more targeted voter outreach efforts.

GOALS AND PERFORMANCE MEASURES

Department Goal: Create, process, maintain, and/or update records and documents (i.e., real property and vital records, voter registration, etc.) in a timely and accurate manner to ensure compliance with local, state, and federal laws.

1. Performance Measure: Percentage of documents received by mail which are examined and recorded, or returned within two business days.

This measure tracks the processing time of official records (e.g. deeds, reconveyances) received in the mail.

	FY 2019-20	FY 2020-21	FY 2021-22	FY 2022-23	FY 2023-24
Target	100.00%	99.00%	99.00%	99.00%	99.00%
Actual	99.00%	99.00%	99.00%	99.00%	

Notes:

Department Goal: To provide easily accessible self-help options for services when possible.

2. Performance Measure: Number of citizens who use the Online Polling Place Look-Up per election.

These measures track the use of Clerk-Recorder services available remotely.

	FY 2019-20	FY 2020-21	FY 2021-22	FY 2022-23	FY 2023-24
Target	10,000.00	10,000.00	5,000.00	8,000.00	8,000.00
Actual	5,939.00	18,468.00	15,493.00	8,846.00	

Notes: The FY 2022-23 performance actuals reflect the total number of visits to the online polling place look-up for the November 2022 General Election. The FY 2023-24 target number reflects the typical voter interest in a Presidential Primary Election.

3. Performance Measure: Percentage of total official records copy requests completed on the website per year.

These measures track the use of Clerk-Recorder services available remotely.

	FY 2019-20	FY 2020-21	FY 2021-22	FY 2022-23	FY 2023-24
Target	15.00%	15.00%	20.00%	20.00%	20.00%
Actual	31.00%	35.50%	29.74%	48.30%	

Notes: The FY 2022-23 actuals reflect increased online document purchasing usage by the public. This service has been embraced by our customers, allowing them to complete property searches without the need to come into the office.

4. Performance Measure: Number of visits to the online voter registration status look-up per year.

These measures track the use of Clerk-Recorder services available remotely.

	FY 2019-20	FY 2020-21	FY 2021-22	FY 2022-23	FY 2023-24
Target	10,000.00	10,000.00	5,000.00	8,000.00	10,000.00
Actual	4,885.00	34,099.00	11,438.00	8,522.00	

Notes: Citizens utilize this service year-round but more heavily during a scheduled election. FY 2022-23 actual numbers slightly exceeded targeted amounts. Target number for FY 2023-24 reflects increased voter participation in Presidential Elections.

5. Performance Measure: Percentage of total voter registrations completed online per year.

These measures track the use of Clerk-Recorder services available remotely.

	FY 2019-20	FY 2020-21	FY 2021-22	FY 2022-23	FY 2023-24
Target	50.00%	70.00%	70.00%	70.00%	70.00%
Actual	79.00%	75.00%	80.00%	85.78%	

Notes: 39,854 voters registered or updated their registration via electronic means for FY 2022-23. The 70% target represents approximately 32,519 voter registrations.

6. Performance Measure: Percentage of total vital requests completed with a credit card through fax per year.

These measures track the use of Clerk-Recorder services available remotely.

	FY 2019-20	FY 2020-21	FY 2021-22	FY 2022-23	FY 2023-24
Target	15.00%	15.00%	15.00%	25.00%	25.00%
Actual	33.00%	32.00%	21.00%	29.00%	

Notes: The 29% FY 2022-23 actuals represent 2,442 vital copy requests and the 25% FY 2023-24 target represents approximately 2,105 vital copy requests.

Department Goal: Ensure the integrity of the San Luis Obispo County election process and encourage the participation of all eligible voters in a cost-effective manner.

7. Performance Measure: Average cost per registered voter in the County.

This measures the cost of conducting a countywide election per registered voter.

	FY 2019-20	FY 2020-21	FY 2021-22	FY 2022-23	FY 2023-24
Target	5.25	5.00	5.50	6.00	6.00
Actual	5.57	6.20	5.99	7.78	

Notes: Increase for the actual FY 2022-23 cost per registered voter exceeded the performance target due to increased overtime and temporary help costs necessitated by the election workload, as well as increased costs for additional election mailings and inflated costs of paper and other general supplies.

8. Performance Measure: Voter Participation Rate.

This measures San Luis Obispo County voter turnout in elections.

	FY 2019-20	FY 2020-21	FY 2021-22	FY 2022-23	FY 2023-24
Target	60.00%	70.00%	52.00%	70.00%	60.00%
Actual	63.00%	88.35%	48.58%	66.46%	

Notes: Voter participation is always lowest during a gubernatorial primary election and highest during a presidential general election. Voter turnout for the November 2022 General fell short of targeted amounts, but still exceeded the statewide average by 15.66%, ranking at the 9th highest turnout in the state of which 7 counties that exceeded SLO county turnout have less than 1/2 the registered voters we do. The FY 2023-24 target reflects the increased voter interest associated with presidential elections.

Support to County Departments

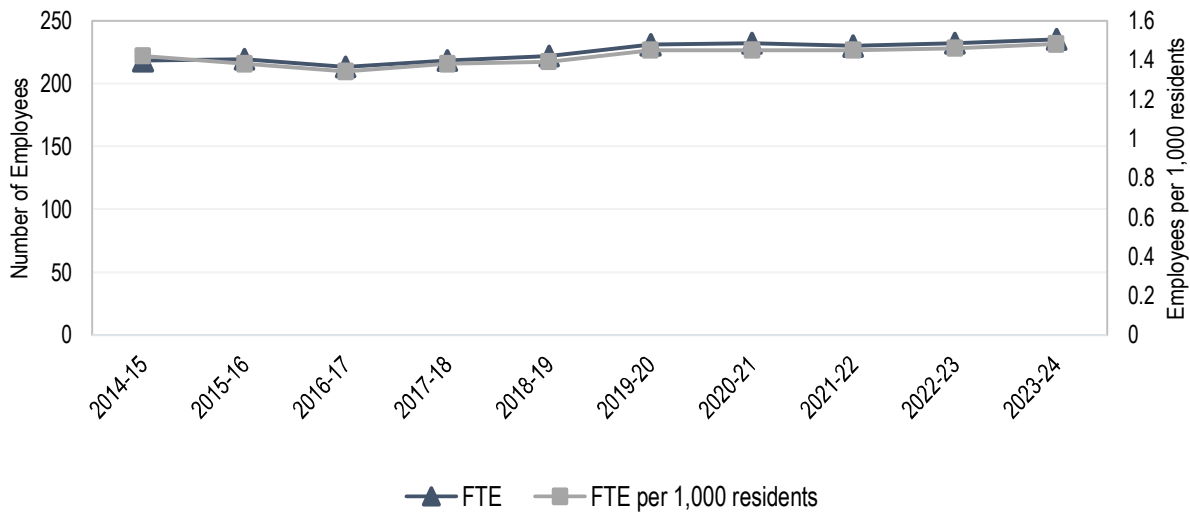
The Support to County Departments Service Group includes those budgets that provide supportive services to County departments, including employment, benefit, and personnel services, risk management and insurance, legal counsel, fleet and property management, maintenance and custodial services, and information technology.

Budgets in the Support to County Departments Service Group include: Central Services, Central Services - Fleet Services, County Counsel, Human Resources, Human Resources - Dental Self-Insurance, Human Resources - Liability Self-Insurance, Human Resources - Medical Malpractice Self-Insurance, Human Resources - Unemployment Self-Insurance, Human Resources - Workers' Compensation Self-Insurance, Information Technology, Public Works - Facilities Management, and Human Resources - Talent Development.

SERVICE GROUP BUDGET AT A GLANCE

	FY 2023-24 Adopted	Change from FY 2022-23 Adopted	% Change
Expenditures	\$74,431,278	\$(377,616)	(1)%
Revenue	\$31,196,555	\$2,702,733	10%
General Fund Support	\$40,480,771	\$2,129,422	6%
Staffing Levels	234.00 FTE	2.00 FTE	1%

Ten Year Staffing History





FC 116 — Central Services

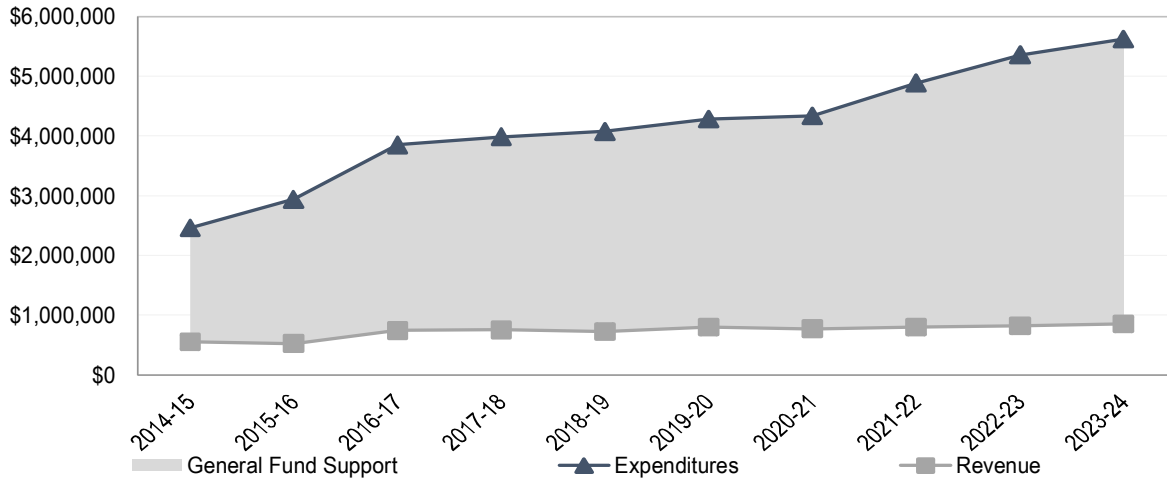
Christopher Lopez - Central Services Director

Central Services provides purchasing, mail, and real property services to County departments.

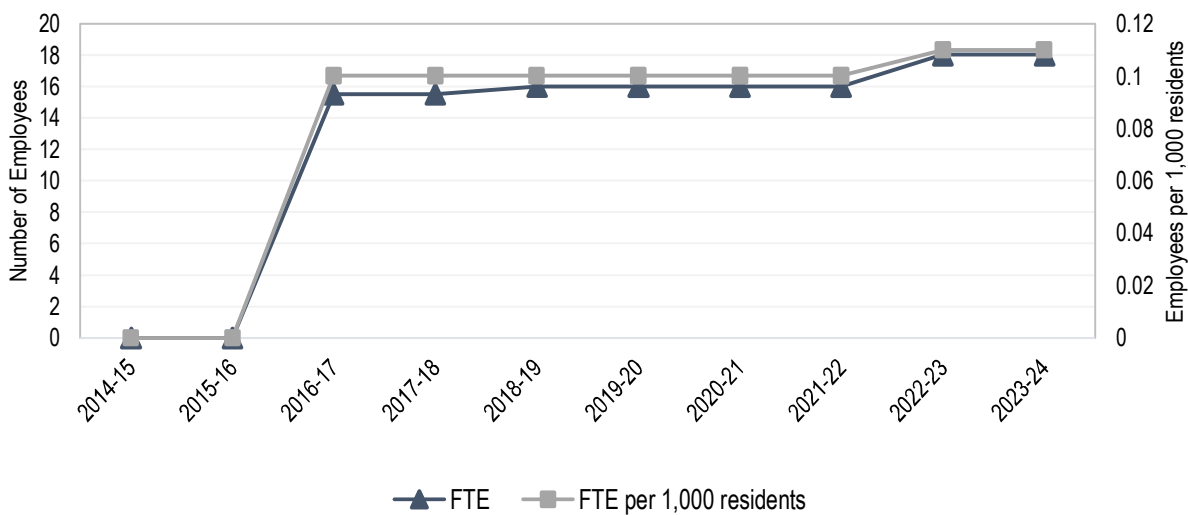
BUDGET AT A GLANCE

	FY 2023-24 Adopted	Change from FY 2022-23 Adopted	% Change
Expenditures	\$5,622,212	\$263,424	5%
Revenue	\$856,405	\$33,948	4%
General Fund Support	\$4,765,807	\$229,476	5%
Staffing Levels	18.00 FTE	0.00 FTE	0%

Ten Year Budget History



Ten Year Staffing History



MISSION STATEMENT

Central Services will partner with customers through responsive and cost-effective procurement, fleet management, real property management, and mail delivery to achieve customer goals.

SERVICE PROGRAMS

Central Services has a total expenditure level of \$6,209,201 and a total staffing level of 18.00 FTE to provide the following services:

Administration and Financial Services

Provide administration, personnel, and financial management services for Central Services and Fleet Services.

Total Expenditures: \$1,125,474
General Fund Support: \$810,019
Total Staffing (FTE): 6.00

Central Mail Services

Pick-up, process, and deliver all County departmental mail in a cost effective, efficient, and reliable manner.

Total Expenditures: \$677,685
General Fund Support: \$273,056
Total Staffing (FTE): 2.00

Purchasing Services

Manage the centralized procurement of goods, materials, and services for all County Departments to maintain the public trust in the expenditure of funds.

Total Expenditures: \$699,221
General Fund Support: \$409,632
Total Staffing (FTE): 5.00

Real Property Services

Centralized, full-service provider of efficient, value-added professional government real estate services for County real property holdings, assisting County departments, governmental agencies, and others. Provides innovative solutions to complex real property matters while acting in the best interest of the County at all times. The division is responsible for County real property/ asset management, acquisitions, and sales, and is lease administrator for County leased properties (County as Lessor and Lessee). The division prepares, negotiates, and manages contracts, leases, concession agreements, as well as film and use permits for temporary use of County real property.

Total Expenditures: \$3,706,821
General Fund Support: \$3,273,100
Total Staffing (FTE): 5.00

ACCOMPLISHMENTS AND OBJECTIVES

Following are some of the department's notable accomplishments for FY 2022-23 and some specific objectives for FY 2023-24

FY 2022-23 Accomplishments

- Achieved \$2 million in cost savings through Purchasing by developing negotiation strategies and procurement initiatives.
- Processed the granting of 1 easement. Responded to 22 property inquiries.
- Through a combined 23 leases, licenses, permits, amendments, extensions, concession agreements and memorandum of understandings, secured approximately 78,075 sq. ft. of new or continued use-office or residential space and 10 public safety communication sites.
- Permitted 60 unique uses of County-owned property for the benefit of the public or community groups.

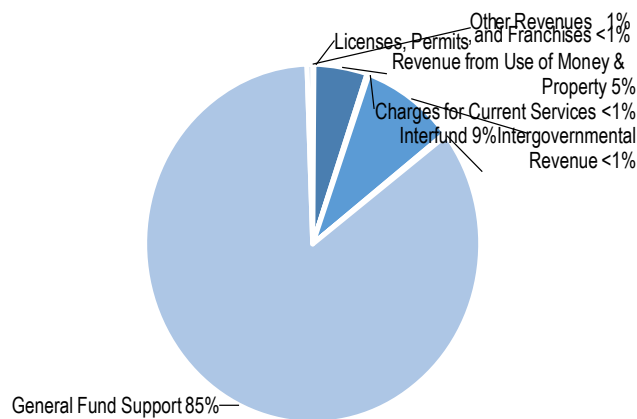
FY 2023-24 Objectives

- Receive the annual Achievement of Excellence in Procurement Award from the National Procurement Institute.
- Achieve \$2 million in procurement cost savings by strategically partnering with County departments.
- Automate the monitoring, reporting, and payment processing of Countywide leases administered by the department.
- Negotiate and secure relocation, expansion, and renewal spaces for multiple departments.
- Assist the Auditor-Controller-Treasurer-Tax Collector's (ACTTC) office with County owned property monetization efforts.
- Assist ACTTC with the transfer of a Chapter 8 tax default sale for 10 Cayucos Hillside properties to Central Services and facilitate the transfer of the Chapter 8 tax default properties acquired in 2021 to the Cayucos Land Conservancy.
- Sell and close escrow on San Miguel unimproved County-owned surplus parcels and transfer approximately 21,800 sq. ft. of real property used by Courts to the State of California.
- Acquire one or more desired Health Agency facilities using outside funding sources in South County.

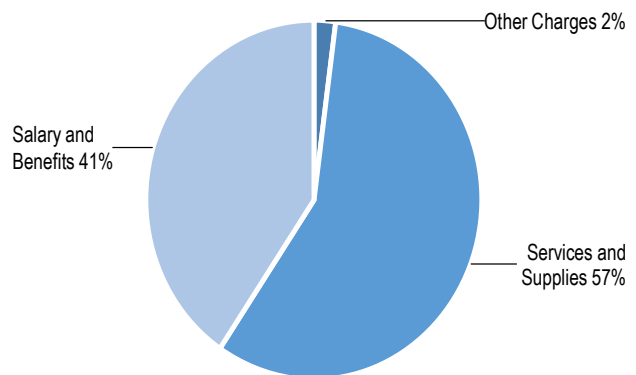
FINANCIAL SUMMARY

	FY 2022-23 Adopted	FY 2022-23 Actual	FY 2023-24 Recommended	FY 2023-24 Adopted	Change from FY 2022-23
Licenses, Permits, and Franchises	\$6,000	\$7,450	\$6,000	\$6,000	\$0
Revenue from Use of Money & Property	\$288,152	\$284,767	\$289,662	\$289,662	\$1,510
Intergovernmental Revenue	\$12,308	\$1,987	\$12,308	\$12,308	\$0
Charges for Current Services	\$7,821	\$8,604	\$8,397	\$8,397	\$576
Other Revenues	\$30,400	\$56,126	\$30,400	\$30,400	\$0
Interfund	\$477,776	\$480,654	\$509,638	\$509,638	\$31,862
Total Revenue	\$822,457	\$839,587	\$856,405	\$856,405	\$33,948
Salary and Benefits	\$2,362,568	\$2,448,684	\$2,518,896	\$2,518,896	\$156,328
Services and Supplies	\$3,414,966	\$3,597,145	\$3,562,155	\$3,562,155	\$147,189
Other Charges	\$128,150	\$110,000	\$128,150	\$128,150	\$0
Gross Expenditures	\$5,905,684	\$6,155,829	\$6,209,201	\$6,209,201	\$303,517
Less Intrafund Transfers	\$(546,896)	\$(730,903)	\$(586,989)	\$(586,989)	\$(40,093)
Net Expenditures	\$5,358,788	\$5,424,926	\$5,622,212	\$5,622,212	\$263,424
General Fund Support	\$4,536,331	\$4,585,339	\$4,765,807	\$4,765,807	\$229,476

Source of Funds



Use of Funds



COUNTY ADMINISTRATOR’S COMMENTS AND RECOMMENDATIONS

The level of General Fund support for this fund center is recommended to increase by \$229,476 or 5% compared to FY 2022-23 adopted levels.

Revenue is recommended to increase by \$33,948 or 4% compared to FY 2022-23 adopted levels. This increase is primarily due the projected rent from the tenant in the New Government Center café, inflationary adjustments in leases, and increased support to Fleet.

Gross expenditures are recommended to increase by \$303,517 or 5% compared to FY 2022-23 adopted levels. Adjusting for intrafund transfers of \$40,093, primarily Real Property Services billings, net expenditures for this fund center are budgeted to increase by \$263,424 or 5% in FY 2023-24. The \$156,328 or 7% increase in salary and benefits is due to negotiated increases, routine step increases and promotions.

Services and supplies are increasing by \$147,189 or 4% due to a combination of increased costs associated with leases paid on behalf of the department of Social Services (DSS) and scheduled equipment replacement. Rents paid on behalf of DSS are recovered through the County’s cost plan.

The FY 2023-24 recommended Position Allocation List (PAL) for the department includes the same total number of FTE positions as the FY 2022-23 adopted PAL. The recommended budget results in no service level impacts to other departments or to the community.

The FY 2023-24 recommended budget includes a reduction of \$8,690 in payments to other agencies compared to FY 2023-24 status quo submittal maintaining current year level of support to the History Center of San Luis Obispo County.

The FY 2023-24 recommended budget includes an estimated \$292,043 in American Rescue Plan Act funding.

BOARD ADOPTED CHANGES

None.

BUDGET AUGMENTATION REQUESTS ADOPTED

None requested.

GOALS AND PERFORMANCE MEASURES

Department Goal: Manage County purchasing services to maximize value for the County dollar.					
1. Performance Measure: Total cost savings provided to all County departments by Purchasing.					
A measure of the total cost savings provided to County departments by subtracting the departmental requisition or estimated cost from the actual cost to purchase the good or service.					
	FY 2019-20	FY 2020-21	FY 2021-22	FY 2022-23	FY 2023-24
Target	2,000,000.00	2,000,000.00	2,000,000.00	2,000,000.00	2,000,000.00
Actual	3,205,454.00	2,034,043.00	2,066,682.00	2,674,673.00	
Notes:					



FC 407 — Central Services - Fleet

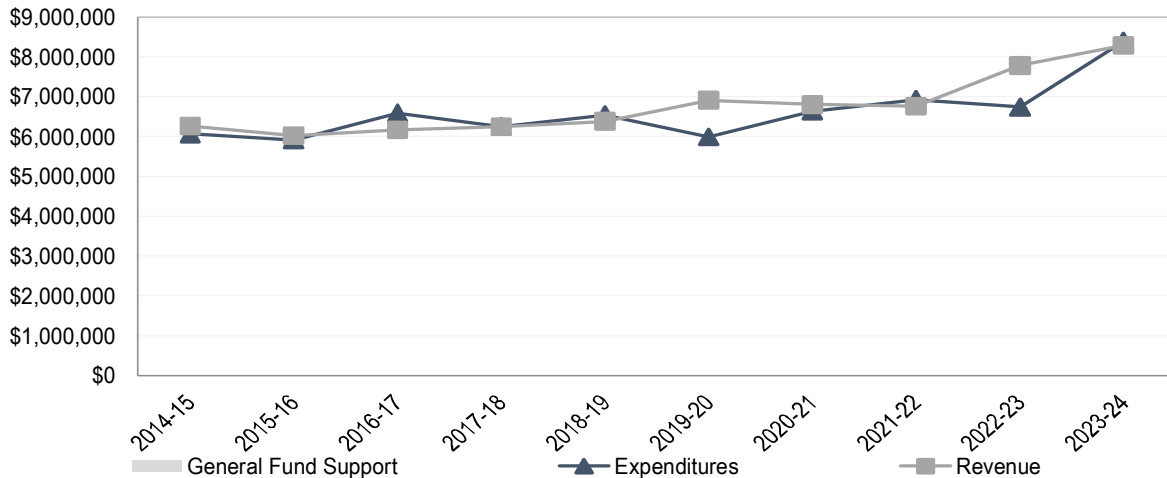
Christopher Lopez - Central Services Director

Fleet Services provides for the management and maintenance of vehicles on behalf of County departments. Fleet Services operates as an Internal Service Fund (ISF) outside the County General Fund and is funded primarily through charges to other County departments.

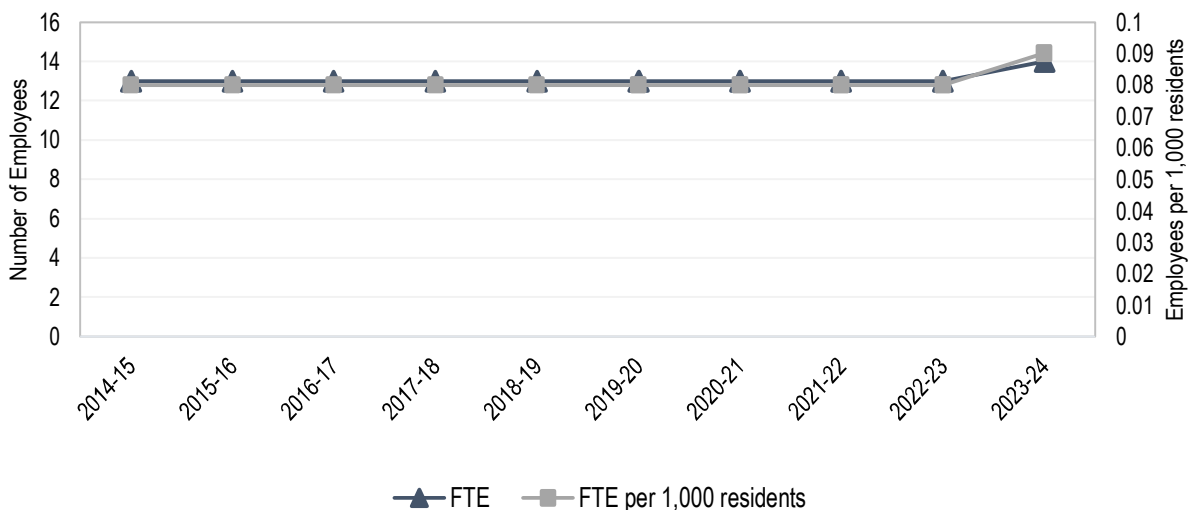
BUDGET AT A GLANCE

	FY 2023-24 Adopted	Change from FY 2022-23 Adopted	% Change
Expenditures	\$8,391,854	\$1,651,487	25%
Revenue	\$8,286,777	\$501,952	6%
Staffing Levels	13.00 FTE	0.00 FTE	0%

Ten Year Budget History



Ten Year Staffing History



MISSION STATEMENT

Fleet Services provides internal services to support the vehicle and equipment needs of the County through financial stewardship, best management practices, and environmental conscientiousness.

SERVICE PROGRAMS

Fleet Services has a total expenditure level of \$8,391,854 and a total staffing level of 13.00 FTE to provide the following services:

Fleet Services Operations

Operate central fleet and car sharing services in a reliable and cost-effective manner to supply County departments with a fleet of cars, trucks, law enforcement vehicles, and equipment.

Total Expenditures: \$8,391,854

General Fund Support: \$0

Total Staffing (FTE): 13.00

ACCOMPLISHMENTS AND OBJECTIVES

Following are some of the department's notable accomplishments for FY 2022-23 and some specific objectives for FY 2023-24:

FY 2022-23 Accomplishments

- Obtained reaccreditation through the American Public Works Association.
- Created a Fleet YouTube Channel and utilizing it internally to assist clients with Car Sharing Program questions.
- Expanded the car Sharing Program at the Health Agency to encourage more shared vehicle utilization and limit personal vehicle use for County business.
- To decrease pollution and maintenance costs, 51% of the new vehicles ordered in FY 2022-23 are hybrid or electric vehicles.

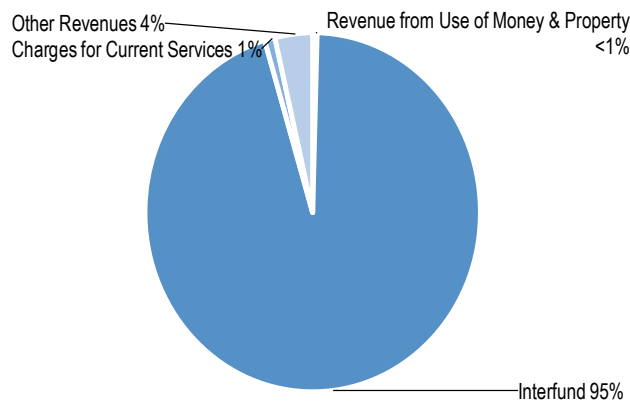
FY 2023-24 Objectives

- Pilot the use of First Responder F150s for K9 Patrol Vehicles, offering more universal applications.
- Evaluate current after-hours response system to determine if a Fleet-maintained after-hours tow service would be more effective and cost-efficient.
- Partner with Probation to build and put into service a community outreach vehicle for the purpose of reaching out to disadvantaged individuals throughout the County.
- In conjunction with Public Works, develop an electric vehicle (EV) policy to govern vehicle replacement policies in future fiscal years.
- Pilot the use of electric vehicles for the Sheriff's Auxiliary Volunteer Patrol vehicles.

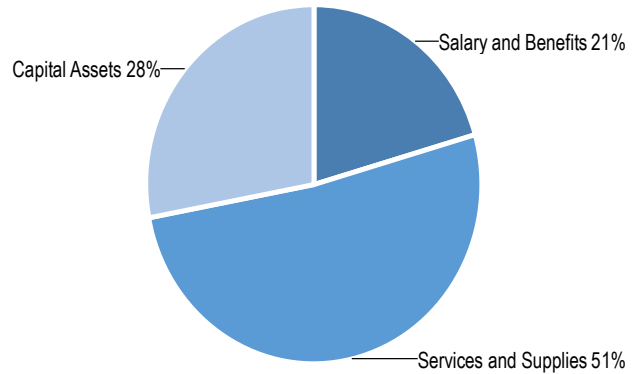
FINANCIAL SUMMARY

	FY 2022-23 Adopted	FY 2022-23 Actual	FY 2023-24 Recommended	FY 2023-24 Adopted	Change from FY 2022-23
Revenue from Use of Money & Property	\$56,775	\$111,179	\$35,000	\$35,000	\$(21,775)
Charges for Current Services	\$46,601	\$80,062	\$81,628	\$81,628	\$35,027
Other Revenues	\$361,500	\$367,713	\$302,500	\$302,500	\$(59,000)
Interfund	\$7,319,949	\$8,214,958	\$7,867,649	\$7,867,649	\$547,700
Total Revenue	\$7,784,825	\$8,773,911	\$8,286,777	\$8,286,777	\$501,952
Total Financing Sources	\$7,784,825	\$8,773,911	\$8,286,777	\$8,286,777	\$501,952
Salary and Benefits	\$1,571,265	\$1,491,664	\$1,723,034	\$1,723,034	\$151,769
Services and Supplies	\$3,504,102	\$4,275,652	\$4,318,820	\$4,318,820	\$814,718
Other Charges	\$15,000	\$15,000	\$0	\$0	\$(15,000)
Capital Assets	\$1,650,000	\$1,875,951	\$2,350,000	\$2,350,000	\$700,000
Gross Expenditures	\$6,740,367	\$7,658,267	\$8,391,854	\$8,391,854	\$1,651,487
Total Financing Requirements	\$6,740,367	\$7,658,267	\$8,391,854	\$8,391,854	\$1,651,487

Source of Funds



Use of Funds



COUNTY ADMINISTRATOR’S COMMENTS AND RECOMMENDATIONS

Fleet Services, an Internal Service Fund (ISF), is outside the General Fund and is funded primarily through charges to other County departments.

Revenue is recommended to increase by \$501,952 or 6% compared to the adopted FY 2022-23 budget. This increase is attributed to an increase in billings to departments, and fuel charges.

Expenditures are recommended to increase by \$1.7 million or 25%. Salaries and benefits are increasing by \$151,769 or 10% due to negotiated increases, and two employees exiting the DROP program. Services and supplies are increasing by \$814,718 or 23% primarily due to increased cost of fuel and fleet vehicle maintenance, and interdepartmental charges. Capital Assets (fixed assets) are recommended in the amount of \$2.4 million, an increase of \$700,000 or 42% compared to FY 2022-23 adopted amounts. This represents the planned purchase of 51 replacement vehicles compared to 39 vehicles budgeted for in FY 2022-23.

The FY 2023-24 recommended Position Allocation List (PAL) for the department includes the same total number of FTE positions as the FY 2022-23 adopted PAL. The recommended budget results in no service level impacts to other departments or to the community.

BOARD ADOPTED CHANGES

None.

BUDGET AUGMENTATION REQUESTS ADOPTED

None.

BUDGET AUGMENTATION REQUESTS NOT ADOPTED

Title: Request to add 1.00 FTE Accountant I-III to provide dedicated on-going financial support to the Fleet Services Internal Services Fund (ISF).	
Expense: \$147,661	Funding Source(s): Inter/intrafund billings: \$147,661
Intended Results:	
<ol style="list-style-type: none"> Streamlining Fleet's monthly billings from 8 separate billings to approximately 3 and adjusting fixed asset assignments in operating and financial system to produce consistent billings and information for departments. Customize vehicle maintenance and repair monthly billings so the charges are transparent for internal and external customers so the information can be easily tracked back to the work order in our asset management based on fees in our published fee schedule to departments. Quantifiable mileage rates based on full cost recovery by performing an annual rate analysis. 	

GOALS AND PERFORMANCE MEASURES

Department Goal: Provide timely, reliable and cost-effective fleet services to County Departments and public safety agencies that meet or exceed customer expectations.					
1. Performance Measure: Percentage of cost savings for Fleet Services to perform a complete brake service compared to outside shops.					
This measure shows the cost savings percentage (favorable)/unfavorable for Fleet Services performing routine front and rear brake replacement on Sheriff's patrol vehicles when compared to a local outside shops' estimates. This includes parts and labor cost for like model vehicles.					
	FY 2019-20	FY 2020-21	FY 2021-22	FY 2022-23	FY 2023-24
Target	-35.00%	-40.00%	-35.00%	-35.00%	-35.00%
Actual	-31.53%	-38.27%	-35.26%	-34.10%	
Notes:					



FC 111 — County Council

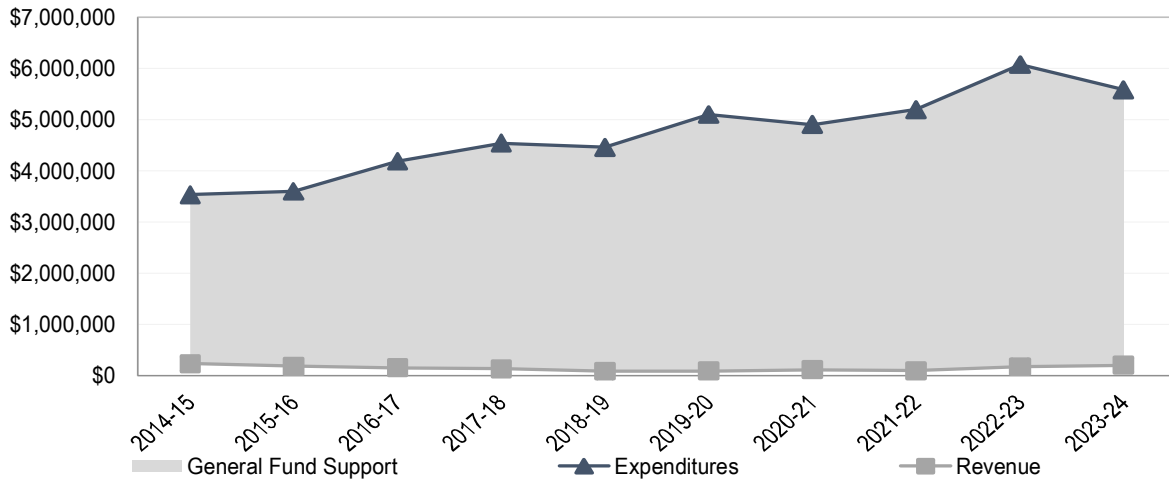
Rita L. Neal - County Counsel

County Council provides legal advice and litigation representation to the Board of Supervisors and County boards, commissions, departments, agencies and special districts.

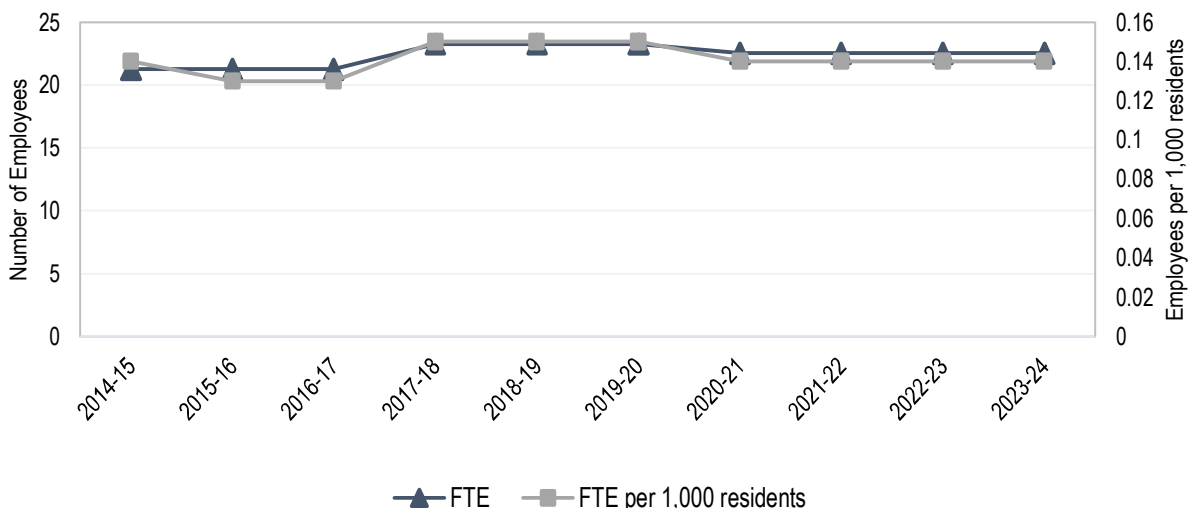
BUDGET AT A GLANCE

	FY 2023-24 Adopted	Change from FY 2022-23 Adopted	% Change
Expenditures	\$5,580,251	\$(489,678)	(8)%
Revenue	\$202,550	\$27,725	16%
General Fund Support	\$5,377,701	\$(517,403)	(9)%
Staffing Levels	22.50 FTE	0.00 FTE	<1%

Ten Year Budget History



Ten Year Staffing History



Support to County Departments

MISSION STATEMENT

The County Counsel's Office is a team of exceptional legal professionals providing advice and representation to County departments, agencies, boards, commissions, and special districts. Our work supports client policy innovations and promotes excellence, civility, and integrity in the delivery of government services. This advances the County's broader mission to provide a safe, healthy, livable, prosperous, and well-governed community.

SERVICE PROGRAMS

County Counsel has a total expenditure level of \$5,377,701 and a total staffing level of 22.50 FTE to provide the following services:

Litigation

Provide litigation services and defend the County and its special districts in complex lawsuits including tax, personnel, contract, and land use matters to minimize liability and maximize County recovery. Represent the County and protect the interests of the client in cases that address the special needs of fragile populations in the community (children referred to Child Welfare Services, residents receiving mental health care and individuals requiring conservatorship), as well as estates without probate representation.

Total Expenditures: \$1,674,075
General Fund Support: \$1,674,075
Total Staffing (FTE): 6.75

Legal Advice

Provide representation and legal advice to the Board of Supervisors, approximately 70 County boards, commissions, departments, agencies, or divisions (including 3 joint powers agencies to which the County belongs), managers of approximately 20 Board governed special districts, and provide legal services to approximately 15 non-Board governed special districts. Conduct legal research; draft, review, and approve agreements, contracts, and projects; and advise County officers regarding their legal responsibilities under federal and state law. Protect the County and its officers from liability and enable the Board of Supervisors to carry out its programs and policies within the limits of the law.

Total Expenditures: \$3,906,176
General Fund Support: \$3,703,626
Total Staffing (FTE): 15.75

ACCOMPLISHMENTS AND OBJECTIVES

Following are some of the department's notable accomplishments for FY 2022-23 and some specific objectives for FY 2023-24:

FY 2022-23 Accomplishments

- Continued to monitor and advise on the Diablo Canyon Nuclear Power Plant decommissioning project, Public Safety Power Shutoff (PSPS), Nuclear Decommissioning Triennial Cost Proceedings (NDTCP) proceedings, and bankruptcy proceedings.
- Provided legal support to various Departments in response to SB 846 and various efforts to extend the operational life of the Diablo Canyon Power Plant.

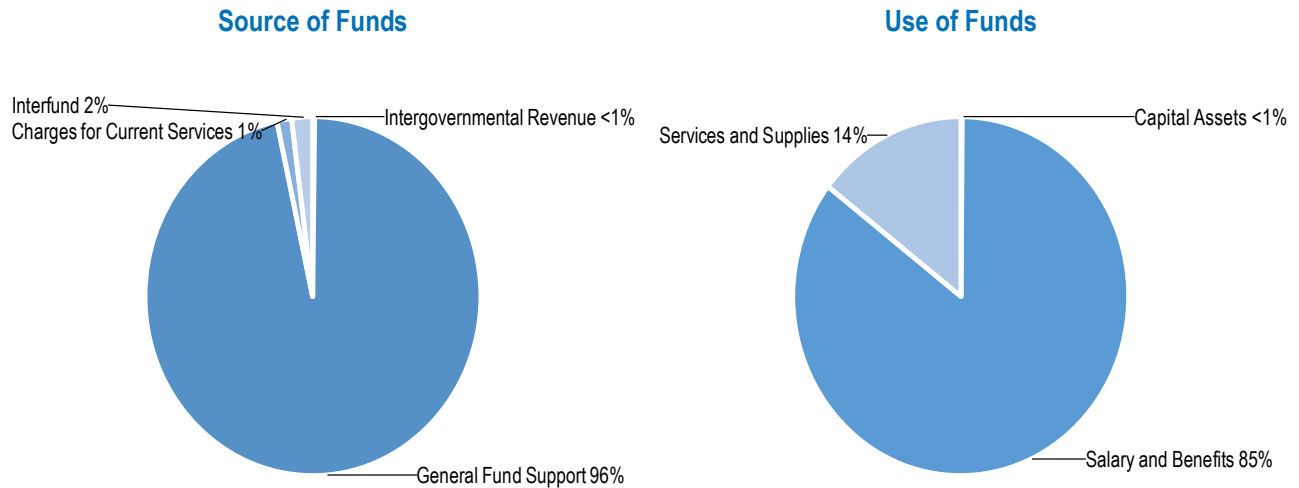
- Monitored and advised on issues relating to affordable housing.
- Advise and assist with the creation of a homeless division, consolidate, and expand homeless services, assisted with the expansion of the safe parking program and the onsite services. Helped create and advise the newly formed Citizen's Homeless Accountability Committee. Continued advice regarding homeless camp clean-ups and enforcement.
- Provided advice and assistance to the Elections Official during a recount of the 4th District Supervisorial Election, with an outcome indicating that the election canvass was 100% accurate. Also, advised and provided aid on the 2nd District Supervisorial Election recount, ending with the results the same as originally reported.
- Successfully defended a 5th amendment takings lawsuit in Federal Court alleging potentially millions of dollars of liability.
- Assisted with the restructuring of the County's code enforcement program and implementation of a hearing officer. Prosecuted numerous cannabis enforcement matters resulting in fines and abatement orders against illegal cultivations. Successfully abated several unpermitted event centers.
- Successfully defended cases against illegal cannabis operators and received an award of more than \$900,000.
- Defended against legal challenges filed against administrative decisions issued by Cannabis Hearings Officers regarding abatement and imposition of administrative fines for code violations of the county's cannabis and hemp ordinances.
- Successfully defended the County's Hemp Ordinance against legal challenge, judgment entered in favor of the County.
- Represented the County, along with outside counsel, in a national lawsuit against opioid manufacturers. Two of the settlements have been finalized and settlement funds are being distributed, with more settlements to follow. The awards to be paid to the County will amount to millions of dollars paid out over varying timelines based on the agreements, currently one settlement pays out over 7 years and the other 18 years, and in large part are to be used toward the intervention, treatment, education, recovery and prevention of opioid use and related disorders.
- Continued the implementation of solid waste services.
- Handled litigation for several hundred child welfare cases involving abuse or neglect, which included trial work as well as advocacy. Combined these efforts promote child safety, family reunification, and successful transition out of foster care.
- Successfully defended four child welfare writs and appeals in the Court of Appeal ensuring that the best interests of the child were protected.
- Advised and prepared the Behavioral Health Department for implementation of AB 2275, ensuring new procedural due process rights to mental health patients on serial involuntary detentions.
- Advised Public Works on the creation of the first Community Facilities District established in the unincorporated county.
- Assisted Public Works in successfully completing the first County Design-Build Project, the new Animal Services Facility.

FY 2023-24 Objectives

- Continue to advise Clerk-Recorder on primary and general elections procedures, recurring recount requests and issues.
- Continue to monitor and advise on issues relating to homelessness and affordable housing. Assist with implementation and possible expansion of “pallet shelter” project with 5 Cities Homeless.
- Continue advice to the Planning Department regarding Diablo Canyon Powerplant decommissioning project specifically with regard to the preparation of the draft Environmental Impact Report (EIR), coordination amongst various stakeholders and development of re-use opportunities, and preparation of surrounding lands, while also advising on possible extension of operations.
- Continue to monitor and advise on the Pacific Gas and Electric (PG&E) Bankruptcy proceedings, PSPS and Nuclear Decommissioning Triennial Cost Proceedings (NDTCP) proceedings.
- Continue management of significant litigation and litigation threats, including numerous lawsuits concerning Oceano Dunes State Vehicular Recreation Area (ODSVRA), County initiated litigation regarding leaks in the Nacimiento Pipeline, the redistricting lawsuit, and various employment and child welfare related writs and appeals, etc.
- Continue to monitor and assist with the National Opioid Lawsuit Settlement proceedings and payments and assist with implementation of projects complying to strict adherence of use of funds requirements.

FINANCIAL SUMMARY

	FY 2022-23 Adopted	FY 2022-23 Actual	FY 2023-24 Recommended	FY 2023-24 Adopted	Change from FY 2022-23
Intergovernmental Revenue	\$9,325	\$5,952	\$9,325	\$9,325	\$0
Charges for Current Services	\$50,000	\$123,115	\$80,350	\$80,350	\$30,350
Other Revenues	\$0	\$4,000	\$0	\$0	\$0
Interfund	\$115,500	\$51,870	\$112,875	\$112,875	\$(2,625)
Total Revenue	\$174,825	\$184,937	\$202,550	\$202,550	\$27,725
Salary and Benefits	\$4,396,983	\$4,267,307	\$4,764,294	\$4,764,294	\$367,311
Services and Supplies	\$1,672,946	\$1,004,907	\$808,128	\$808,128	\$(864,818)
Capital Assets	\$0	\$0	\$7,829	\$7,829	\$7,829
Gross Expenditures	\$6,069,929	\$5,272,215	\$5,580,251	\$5,580,251	\$(489,678)
General Fund Support	\$5,895,104	\$5,087,278	\$5,377,701	\$5,377,701	\$(517,403)



COUNTY ADMINISTRATOR’S COMMENTS AND RECOMMENDATIONS

The level of General Fund support for this fund center is recommended to decrease by \$517,403 or 8% compared to FY 2022-23 adopted levels.

Revenues are recommended to increase by \$27,725 or 16% due to increases in charges for current services associated with charges to departments who rely on County Counsel for legal services.

Expenditures are recommended to decrease by \$489,678 or 8% compared to FY 2022-23 adopted levels. Salaries and benefits are recommended to increase by \$367,311 or 8% driven primarily by negotiated salary and benefit increases during the FY 2022-23. Services and supplies are recommended to decrease by \$864,818 or 52% primarily due to a decrease in professional and special services.

The recommended budget includes a total reduction of \$166,475 in professional and special services expenses due to the anticipated budget gap. These reductions are anticipated to have minimal impact on service levels.

The FY 2023-24 recommended Position Allocation List (PAL) for the department includes no net changes in FTE compared to the FY 2022-23 adopted PAL, and the recommended budget for County Counsel includes funds that will maintain services at current levels.

FY 2022-23 Mid-Year PAL Changes:

On September 27, 2022, the Board approved the following change to the department’s PAL:

- Deletion of 1.00 FTE Administrative Services Officer I/II/II
- Addition of 1.00 FTE Administrative Services Manager due to a reclassification

BOARD ADOPTED CHANGES

None.

BUDGET AUGMENTATION REQUESTS ADOPTED

None requested.

GOALS AND PERFORMANCE MEASURES

Department Goal: Represent the County, protect the interests of, and be an advocate for our client in cases which address the special needs of fragile populations in the community such as residents receiving mental health care, individuals requiring financial conservatorship, and estates without probate representation.

1. Performance Measure: Cases involving people who are unable to care for themselves in which County Counsel represents the County to assure that the law is followed while attempting to achieve results that are in the best interest of the individual as determined by the Public Guardian, Public Administrator, or Department of Behavioral Health.

This measure demonstrates County Counsel's role in matters involving the rights of vulnerable members of our community who are unable to make their own decisions or care for themselves. County Counsel assures the law is complied with while protecting the interests of these populations. County Counsel provides advice and legal representation in all court appearances for matters involving the Public Guardian, acting as conservator; the Department of Behavioral Health, who assists with urgent, short-term mental health situations; and the Public Administrator, who assists in estate disposition where no decedent or executor is available. The department has no control over the number of cases it receives; therefore, the number of cases can fluctuate from year to year.

	FY 2019-20	FY 2020-21	FY 2021-22	FY 2022-23	FY 2023-24
Target	195.00	150.00	150.00	160.00	145.00
Actual	160.00	164.00	165.00	165.00	

Notes: Projecting the number of cases of people unable to care for themselves is nearly impossible. The year ended with a slightly higher number of cases than was projected.

Department Goal: Provide accurate, timely, and reliable document review and legal advice for County boards, commissions, departments, and agencies in order to help these clients achieve their objectives without unnecessary litigation or loss.

2. Performance Measure: Percentage of clients who report advice provided by attorneys was clear, relevant, and timely.

This measurement reflects the level of satisfaction with County Counsel's departmental support as reported by department representatives during the yearly attorney evaluation process and through frequent contact with managers and staff of client departments.

	FY 2019-20	FY 2020-21	FY 2021-22	FY 2022-23	FY 2023-24
Target	100.00%	100.00%	100.00%	100.00%	100.00%
Actual	100.00%	100.00%	100.00%	100.00%	

Notes:

3. Performance Measure: Percentage of projects in which the response to requests for advice or contract review are completed within five working days.

This measurement reflects the percentage of time that the review of a variety of legal documents, conduct of research, and rendering of opinions as requested, is completed and work initiated by the assigned attorney within five working days.

	FY 2019-20	FY 2020-21	FY 2021-22	FY 2022-23	FY 2023-24
Target	95.00%	85.00%	95.00%	95.00%	95.00%
Actual	85.63%	95.00%	96.00%	96.00%	

Notes:

Department Goal: Provide effective legal representation to County boards, commissions, departments, and agencies in a cost-effective manner.

4. Performance Measure: County Counsel expenses as a percentage of the County Budget.

This measure demonstrates the relationship between County Counsel's budget and the budget of the County as a whole. This measurement is obtained by dividing County Counsel's General Fund support by the County's General Fund budget.

	FY 2019-20	FY 2020-21	FY 2021-22	FY 2022-23	FY 2023-24
Target	0.95%	0.80%	0.80%	0.75%	0.75%
Actual	0.76%	0.73%	0.73%	0.65%	

Notes: County Counsel's final budget ended lower than projected, meaning we exceeded our goal and required less funding from general support than was budgeted.



FC 112 — Human Resources

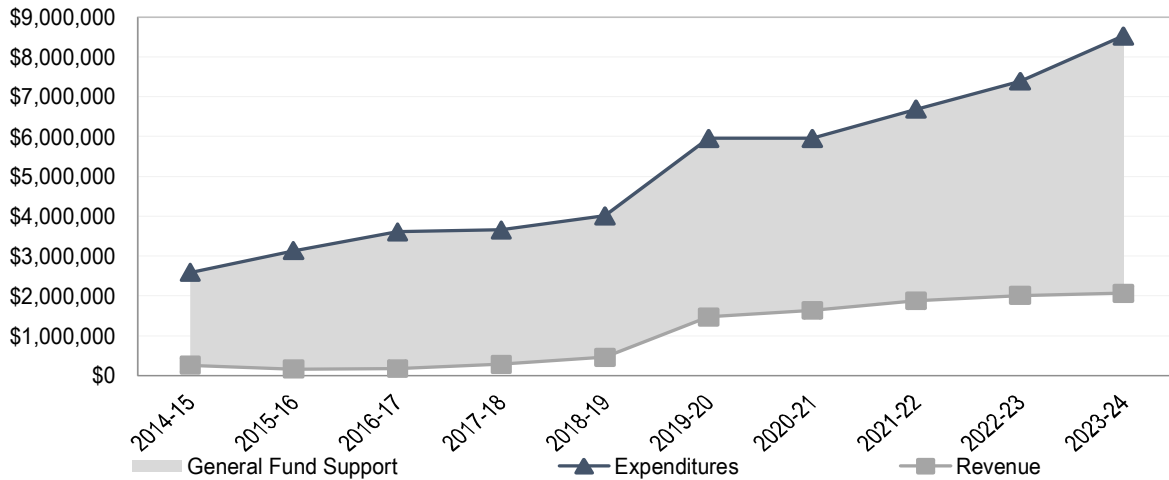
Tami Douglas-Schatz - Human Resources Director

Human Resources provides recruitment and personnel management services, as well as labor relations, benefits management, and risk management services.

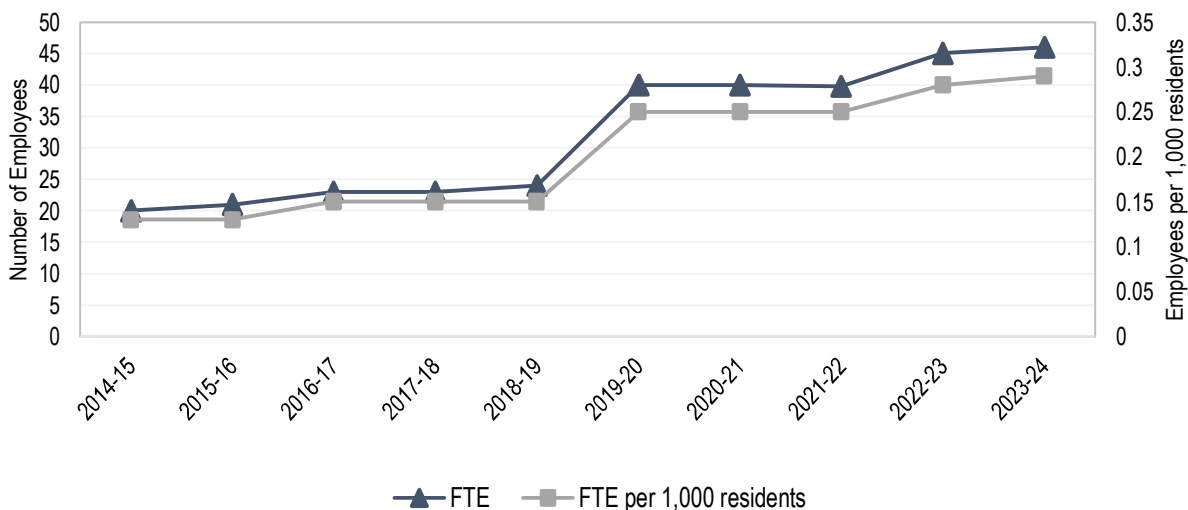
BUDGET AT A GLANCE

	FY 2023-24 Adopted	Change from FY 2022-23 Adopted	% Change
Expenditures	\$8,520,657	\$1,132,343	15%
Revenue	\$2,064,340	\$54,912	3%
General Fund Support	\$6,456,317	\$1,077,431	20%
Staffing Levels	46.00 FTE	1.00 FTE	2%

Ten Year Budget History



Ten Year Staffing History



MISSION STATEMENT

Human Resources recruits, selects, develops, supports and retains an ethical, diverse, and high performing County workforce dedicated to providing excellent service to the community. In collaboration with other County departments, we protect and promote the County's financial stability and deliver services to ensure the health, safety, and wellbeing of employees and the public.

SERVICE PROGRAMS

Human Resources (HR) has a total expenditure level of \$10,170,223 and a total staffing level of 46.00 FTE to provide the following services:

Human Resource Services

Provide innovative, sound, and merit-based recruitment and selection services to County departments and job applicants to employ a qualified and diverse workforce able to deliver services. Assist departments with workforce planning. Foster a culture of strengths-based leadership to engage and support employees. Assist departmental staff in managing performance and employee conduct issues. Provide rule, policy and ordinance interpretation and updates. Assist in resolving complaints at the lowest level.

Total Expenditures: \$4,406,584
General Fund Support: \$1,403,978
Total Staffing (FTE): 30.15

Civil Services Commission Support

Administer the Civil Service System pursuant to the rules adopted by the Commission, including: advise the Commission on civil service matters; prepare and manage the operating budget; establish administrative controls and procedures to enforce the rules; make recommendations on policy and rule amendments; and prepare an annual report for the Board of Supervisors.

Total Expenditures: \$253,705
General Fund Support: \$208,828
Total Staffing (FTE): 1.00

Labor Negotiations, Classification, Compensation, and Contract Management

Establish salaries and benefits and maintain an equitable compensation plan for all County employees. Monitor and maintain a standardized and equitable job classification system to accurately define work assignments, expectations and requirements and support career development options to attract and retain qualified employees. Evaluate and adjust compensation plans to ensure compliance with State and Federal legislation, rules and policies, and alignment with best practice. Negotiate wages, hours, and other terms and conditions of employment with the represented bargaining units which include approximately 80% of County employees. Implement the terms of Memoranda of Understanding (MOU) with employee organizations and resolve labor disputes. Prepare strategies to implement the Board of Supervisor's labor relations direction. Assist departments in resolving labor issues, salary and benefits matters, interpreting and applying MOU terms, advising departments on matters within the scope of bargaining, and negotiating and implementing policies.

Total Expenditures: \$1,018,723
General Fund Support: \$803,314

Total Staffing (FTE): 4.80

Business Systems and Technology

Align business systems and technology to support human resource programs and data analysis. Evaluate and implement quality, cost-effective technology in support of Countywide human resource processes and data-driven decision making including but not limited to recruitment, performance management, workforce planning, and succession planning. Support department information technology needs and coordinate with County Information Technology Department staff on complex, integrated technology solutions.

Total Expenditures: \$623,589
General Fund Support: \$518,128
Total Staffing (FTE): 2.35

Employee Benefits

Provide high quality, cost-effective employee benefit programs and administration services (e.g., health insurance, life insurance, flexible spending accounts for health and dependent care expenses, wellness program, etc.) to active employees and retirees.

Total Expenditures: \$1,109,892
General Fund Support: \$981,993
Total Staffing (FTE): 2.85

Safety

Implement cost-effective safety programs and innovative loss prevention efforts to ensure a safe work environment, reduce and prevent work-related employee injuries, maximize attendance, and minimize the costs associated with workers' compensation.

Total Expenditures: \$240,567
General Fund Support: \$182,227
Total Staffing (FTE): 1.30

Liability and Insurance

Effectively manage the Liability Program by resolving all tort claims efficiently and fairly while minimizing costs to the taxpayer. Secure cost-effective insurance coverage levels for the County. Implement industry standard transfer of risk strategies to protect the County from unnecessary risk. Provide advice to departments on insurance matters. Issue insurance certificates. Process all County-initiated insurance claims. Perform risk analyses.

Total Expenditures: \$2,130,053
General Fund Support: \$2,067,225
Total Staffing (FTE): 1.40

Workers' Compensation

Effectively manage the Workers' Compensation Program by processing all claims efficiently, fairly and in accordance with the law. Facilitate care and recovery for employees who sustain a work-related injury. Administer the Return to Work Program to return injured employees to work in modified or alternative work assignments.

Total Expenditures: \$387,110
General Fund Support: \$290,624
Total Staffing (FTE): 2.15

ACCOMPLISHMENTS AND OBJECTIVES

Following are some of the department's notable accomplishments for FY 2022-23 and some specific objectives for FY 2023-24:

FY 2022-23 Accomplishments

- Expanded recruitment initiatives, including implementation of candidate information sessions, realistic job previews, and highlighting new programs such as Public Service Student Loan Forgiveness and Family Friendly Workplace Award.
- Created an online mentorship toolkit, including an on-demand presentation and instruction guide.
- Created an onboarding toolkit to improve the new employee's overall onboarding experience.
- Implemented a new onboarding program, including new Basic Supervisory Training, for all new supervisors to clarify expectations and provide tools and resources needed to support their success and effectiveness in their new role and to further support COE Academy concepts.
- Supported and organized CSAC Regional meeting by obtaining a keynote speaker, compiling a panel on Family Friendly Workplaces in SLO County, and presented on the State of the Workforce, further highlighting the County of SLO as an innovative leader in recruitment and retention.
- Received Family Friendly Workplace Award.
- Expanded access to the Employee Health clinic to all County employees. Appointments increased 7% in the 6 months following expansion and recurring patients increased 15% to 32% of patients.
- Expanded employee financial wellness offerings to include Assist to Own home loan assistance programs and GotZoom a Public Service Student Loan Forgiveness program.
- Adjusted medical insurance plan copays and deductibles to reduce 2023 premium increases.
- Partnered with the Sheriff's Office to implement measures to reduce the risk of mental health injury to staff.
- Conducted safety compliance assessments at Sheriff's Office, Libraries, Fleet, Probation, and Agricultural Weights and Measures.
- Implemented a program to supply volunteers with training and supplies (Narcan) to provide emergency treatment for opioid overdoses at their work sites.
- Complied with all COVID-19 regulations, procedures, and protocols.

- Automated most HR Personnel Action Forms (PAFs) to reduce staff time in processing transactional data.
- Negotiated 8 labor contracts with 4 unions.
- Re-evaluated 80% of the County's compensation survey benchmark classifications.
- Developed a new three-year Human Resources Strategic Plan.

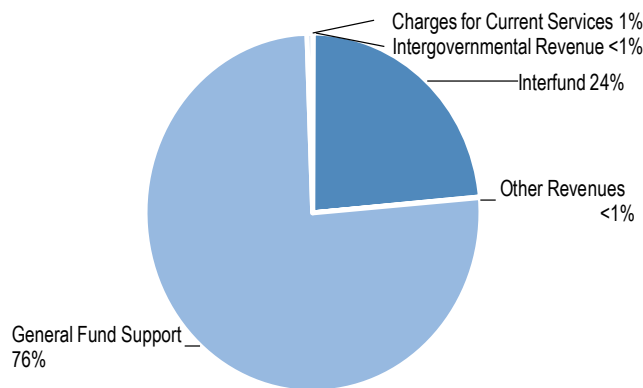
FY 2023-24 Objectives

- Expand recruitment and retention initiatives and employer branding campaign, and bolster community partnerships, to decrease turnover and vacancy rates.
- Update the County of San Luis Obispo's Equal Employment Opportunity three-year Plan to maintain compliance and continue to attract underrepresented groups.
- Develop an onboarding Orientation Program for new Payroll Coordinators to ensure consistent training of staff and efficient administration of HR procedures and protocols.
- Apply Lean concepts to improve HR recruiting and Leave Management processes in high-volume departments.
- Increase utilization of the Employee Health Clinic by 5% and increase Health Risk Assessment completion by 10%.
- Evaluate new benefit plan design alternatives.
- Comply with all COVID-19 regulations, procedures, and protocols.
- Revamp and retrain safety programs, including Active Shooter Response, Hearing Conservation, and Hazard Communication.
- Conduct safety compliance assessments at facilities in 6 departments.
- Expand First Aid, AED, CPR, and OSHA 10/30 training to employees.
- Reevaluate benchmark classifications and internal job family alignments to ensure proper competitiveness with the market and internal equity.
- Provide labor relations education and training for management staff to improve understanding and communication of the provisions and processes that impact employee wages, hours, and working conditions.
- Utilize Joint Labor Management Committee with SLOCEA to address operational issues early to foster good management/union relations.

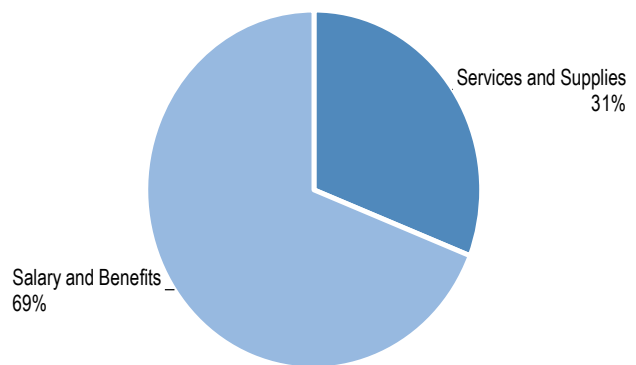
FINANCIAL SUMMARY

	FY 2022-23 Adopted	FY 2022-23 Actual	FY 2023-24 Recommended	FY 2023-24 Adopted	Change from FY 2022-23
Intergovernmental Revenue	\$3,000	\$0	\$3,000	\$3,000	\$0
Charges for Current Services	\$43,988	\$46,812	\$46,362	\$46,362	\$2,374
Other Revenues	\$4,800	\$9,455	\$9,455	\$9,455	\$4,655
Interfund	\$1,957,640	\$1,957,640	\$2,005,523	\$2,005,523	\$47,883
Total Revenue	\$2,009,428	\$2,013,907	\$2,064,340	\$2,064,340	\$54,912
Salary and Benefits	\$6,349,917	\$6,449,784	\$7,013,185	\$7,013,185	\$663,268
Services and Supplies	\$2,737,477	\$2,662,950	\$3,157,038	\$3,157,038	\$419,561
Gross Expenditures	\$9,087,394	\$9,112,734	\$10,170,223	\$10,170,223	\$1,082,829
Less Intrafund Transfers	\$(1,699,080)	\$(1,452,748)	\$(1,649,566)	\$(1,649,566)	\$49,514
Net Expenditures	\$7,388,314	\$7,659,986	\$8,520,657	\$8,520,657	\$1,132,343
General Fund Support	\$5,378,886	\$5,646,079	\$6,456,317	\$6,456,317	\$1,077,431

Source of Funds



Use of Funds



COUNTY ADMINISTRATOR’S COMMENTS AND RECOMMENDATIONS

The level of General Fund support for this fund center is recommended to increase by \$1,077,431 or 20% compared to FY 2022-23 adopted levels. Revenues are recommended to increase by \$54,912 or 3% primarily due to increased charges to non-General Fund departments for insurance premiums paid by Human Resources on behalf of County departments. Expenditures are recommended to increase by \$1,082,829 or 12% compared to FY 2022-23 adopted levels. Salaries and benefits are recommended to increase by \$663,268 or 10% primarily due to negotiated salary and benefits increases, career-series promotions, and the addition of 1.00 FTE Human Resources Analyst I/II/III as a result of recommended BAR. Services and supplies are recommended to increase by \$419,561 or 15% primarily due to increases in insurance premiums associated and negotiated increases to the benefits provided by the wellness program. Intrafund transfers are recommended to increase by \$49,514 or 3%. The recommended budget includes a total reduction of \$79,713 due to the anticipated budget gap. These reductions are anticipated to have minimal impact on service levels.

There is a total of \$480,884 included in the budget to be funded with American Rescue Plan Act (ARPA) funds for the restoration of governmental services.

The FY 2023-24 recommended Position Allocation List (PAL) for the department includes a net increase of 1.00 FTE compared to the FY 2022-23 adopted PAL.

FY 2023-24 Recommended PAL Changes

The following changes to the department’s PAL are the result of the recommended approval of the department’s Budget Augmentation Requests (BARs):

- Addition of 1.00 FTE Human Resources Analyst I/II/III to FC 11201 to focus on County-wide Recruitment and Retention to address increasing turnover.

BOARD ADOPTED CHANGES

None.

BUDGET AUGMENTATION REQUESTS ADOPTED

Title: Add 1.00 FTE Human Resources Analyst I/II/III to FC 11201 to focus on County-wide Recruitment and Retention to address increasing turnover.	
Expense: \$165,566	Funding Source(s): General Fund: 165,566
Intended Results:	
<ol style="list-style-type: none"> 1. Implement a comprehensive recruitment strategy that attracts and retains key talent. 2. Increase application quantity by 5% through active recruiting, improvements in advertising, and other recommendations discovered through market research. 3. Reduce negative turnover in key identified classifications by 1.5%. 4. Measure candidate experience and increase retention of new employees in their first year of employment through the development and implementation of an extended onboarding initiative. 5. Identify and provide support to applicants who were unsuccessful in the selection process to assist them in future recruitments. 6. Provide recruitment and retention data analysis to support labor management committees or initiatives. 7. Build relationships with other local agencies to create a pipeline of talent. 	
Title: Request for the continuation and ongoing outsourcing of dependent eligibility verification to ensure the County legally complies with plan dependent eligibility rules and Center for Medicare Services Secondary Payer rules as well as manages and avoids costs.	
Expense: \$23,084	Funding Source(s): General Fund: \$23,084
Intended Results:	
<ol style="list-style-type: none"> 1. 100% compliance with our plan documentation rules for adding new dependents while mitigating increased costs to the County. 2. 100% Compliance with Centers for Medicare and Medicaid Systems (CMS) Secondary Payer Rules. 3. Save the County in cafeteria costs from annual denials, estimated to range from approximately \$24,500. 4. Annual time savings for County departments staff to outsource estimated at \$30,000. 5. Maximizing existing staff time to focus on value-added work and mitigating the need for additional staff. 	

BUDGET AUGMENTATION REQUESTS NOT ADOPTED

Title: Request for one-time funding for a County wide employer brand campaign in the amount of \$36,050.	
Expense: \$36,050	Funding Source(s): General Fund: \$36,050
Intended Results:	
<ol style="list-style-type: none"> 1. Reduce the turnover of current employees by 3% per year until it reaches historical numbers (7%-8%). 2. Increase responses of “yes” to the question in the exit survey, “Would you recommend the County of SLO as a good place to work to your friends and family?” from 85% to 90%. 3. Reduce the number of failed recruitments by 5%. 	
Title: Request for \$36,050 in additional funding for a County wide advertising program to increase the number of well qualified candidates for County jobs.	
Expense: \$36,050	Funding Source(s): General Fund: \$36,050
Intended Results:	
<ol style="list-style-type: none"> 1. Improve the quality of the candidate pool and certified lists. 2. Increase qualified applicants per opening by 5%. 3. Decrease the number of failed recruitments by 2 overall recruitments, saving \$46,000. 	

GOALS AND PERFORMANCE MEASURES

Department Goal: Conduct, monitor, and evaluate recruitment and testing in a timely manner in order to provide County departments with qualified candidates while ensuring compliance with regulations and merit principles.					
1. Performance Measure: Average number of calendar days to fill positions for departments for open recruitments.					
This measure encompasses the recruitment process from beginning to end. 'Time' is measured from when a hiring department requests that Human Resources initiate a recruitment through the successful candidate's start date.					
	FY 2019-20	FY 2020-21	FY 2021-22	FY 2022-23	FY 2023-24
Target	99.00	108.00	97.00	97.00	97.00
Actual	96.90	112.00	92.00	82.00	
Notes:					
2. Performance Measure: Average rating of department satisfaction with the overall recruitment outcome.					
This measure represents the results of surveys completed by departments at the close of open recruitments, as to the level of satisfaction with the overall recruitment outcome (based on a scale of 1-5 with 1= 'poor', 2= 'fair', 3= 'good', 4= 'very good' and 5= 'outstanding').					
	FY 2019-20	FY 2020-21	FY 2021-22	FY 2022-23	FY 2023-24
Target	4.00	4.00	4.00	4.00	4.00
Actual	0.00	4.26	4.32	4.43	
Notes:					

Department Goal: Serve as a strategic business partner through providing quality Human Resources expertise and services to County departments.

3. Performance Measure: Average rating of department satisfaction with Human Resources' service as a strategic business partner and providing Human Resources expertise.

The Human Resources department will customize surveys to departments and conduct focus groups to determine their level of satisfaction with the quality of service our staff provides (based on a scale of 1-5 with 1= 'poor', 2= 'fair', 3= 'good', 4= 'very good' and 5= 'outstanding'). The results reflect client perception of Human Resources' technical expertise as well as partnership in providing effective solutions based on strategic and operational needs.

	FY 2019-20	FY 2020-21	FY 2021-22	FY 2022-23	FY 2023-24
Target	4.00	4.00	4.00	4.00	4.00
Actual	0.00	4.40	4.69	4.40	

Notes:

Department Goal: Provide an appropriate level of Human Resources support to enable our strategic business partners to cost-effectively attain their mission and goals.

4. Performance Measure: Number of full-time equivalent Human Resources department staff per 1,000 employees.

This measures the number of Human Resources department full-time equivalent (FTE) staffing per 1,000 employees as compared to industry standards.

	FY 2019-20	FY 2020-21	FY 2021-22	FY 2022-23	FY 2023-24
Target	10.04	9.51	10.53	10.53	10.53
Actual	8.58	8.51	8.95	8.76	

Notes: The industry standard is currently 10.53 per 1,000 employees.

Department Goal: To promote a safe work environment for County employees.

5. Performance Measure: Rate of Occupational Safety and Health Administration (OSHA) recordable work-related illnesses/injuries per 100 employees as compared to other local government agencies in California.

By collecting injury and illness data, we can compare ourselves to statewide average data prepared by the Department of Industrial Relations. The OSHA Recordable Injury Rate is a regulatory-defined injury statistic that is a common state and national industry benchmark. While injury statistics are maintained for the purposes of managing both safety and workers' compensation programs, the OSHA recordable rate is most appropriate when seeking to measure actual injuries of at least a minimal severity.

	FY 2019-20	FY 2020-21	FY 2021-22	FY 2022-23	FY 2023-24
Target	3.60	3.60	3.60	3.60	5.00
Actual	3.70	5.40	8.50	3.51	

Notes: Target based on California Department of Industrial Relations 2021 Occupational Injuries State Average for Local Government.



FC 412 — Human Resources - Dental Self-Insurance

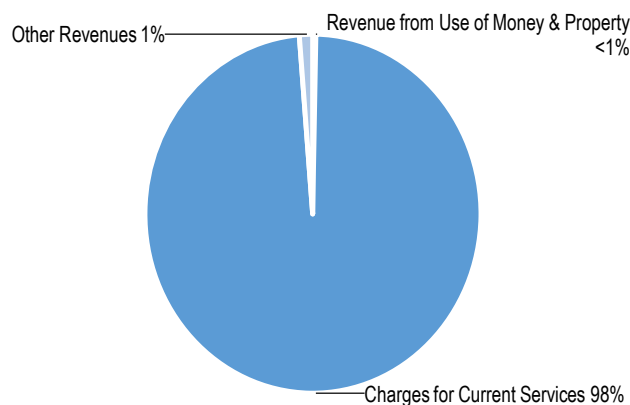
Tami Douglas-Schatz - Human Resources Director

Dental provides funding for all costs associated with the County’s self-insured Dental program, including benefit payments and administrative expenses. The Dental program is budgeted in an Internal Service Fund outside the County General Fund and is funded primarily through charges to County departments.

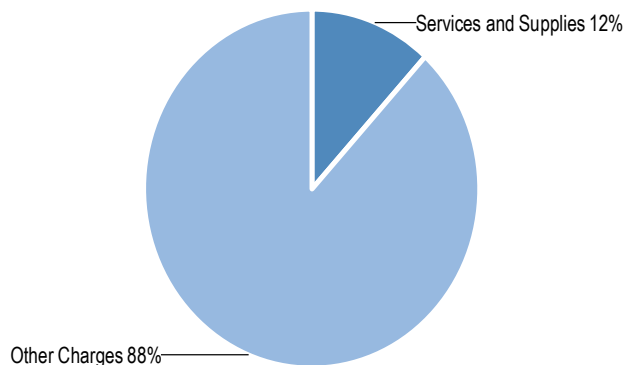
FINANCIAL SUMMARY

	FY 2022-23 Adopted	FY 2022-23 Actual	FY 2023-24 Recommended	FY 2023-24 Adopted	Change from FY 2022-23
Revenue from Use of Money & Property	\$10,000	\$10,104	\$5,290	\$5,290	\$(4,710)
Charges for Current Services	\$1,850,000	\$1,819,388	\$1,950,000	\$1,950,000	\$100,000
Other Revenues	\$22,000	\$21,020	\$25,000	\$25,000	\$3,000
Total Revenue	\$1,882,000	\$1,850,512	\$1,980,290	\$1,980,290	\$98,290
Total Financing Sources	\$1,882,000	\$1,850,512	\$1,980,290	\$1,980,290	\$98,290
Services and Supplies	\$288,020	\$273,907	\$248,275	\$248,275	\$(39,745)
Other Charges	\$1,850,000	\$1,665,549	\$1,850,000	\$1,850,000	\$0
Gross Expenditures	\$2,138,020	\$1,939,456	\$2,098,275	\$2,098,275	\$(39,745)
Total Financing Requirements	\$2,138,020	\$1,939,456	\$2,098,275	\$2,098,275	\$(39,745)

Source of Funds



Use of Funds



COUNTY ADMINISTRATOR’S COMMENTS AND RECOMMENDATIONS

Industry norms, including guidelines set by the County’s excess insurance carrier, Public Risk Innovation, Solutions, and Management (PRISM), suggest that fund reserve levels for these programs should be maintained between 70% (minimum) and 90% (conservative) confidence levels. Setting and maintaining of reserve levels is done in conjunction with annual actuarial studies.

The Human Resources Workers Dental Self-Insurance fund center is an internal service fund (ISF) and does not receive any direct General Fund support. Revenues for this fund center are recommended to increase by \$98,290 or 5% compared to FY 2022-23 adopted levels. Rates charged through payroll billings are set to generate \$2 million in FY 2023-24. Expenditures are recommended to decrease by \$39,745 or 2% primarily due to post COVID claims related decrease.

BOARD ADOPTED CHANGES

None.

BUDGET AUGMENTATION REQUESTS ADOPTED

None requested.



FC 409 — Human Resources - Liability Self-Insurance

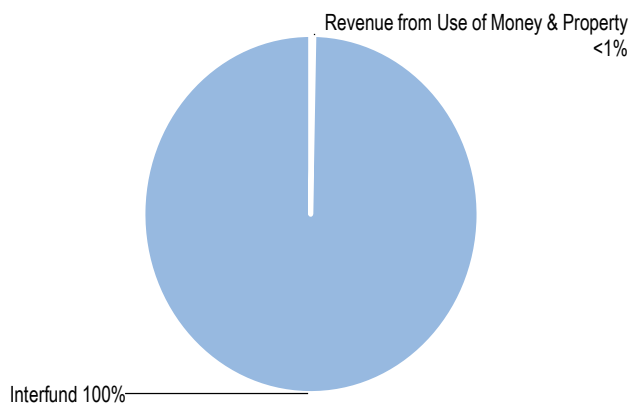
Tami Douglas-Schatz - Human Resources Director

Liability provides funding for all costs associated with the County’s self-insured Liability program, including loss payments to resolve claims and litigation, and administrative expenses. The Liability program is budgeted in an Internal Service Fund outside the County General Fund and is funded primarily through charges to County departments.

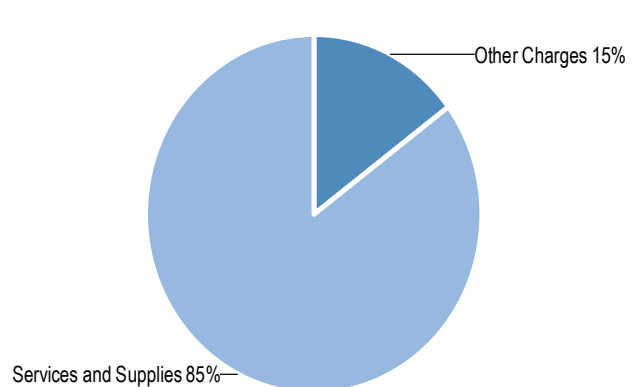
FINANCIAL SUMMARY

	FY 2022-23 Adopted	FY 2022-23 Actual	FY 2023-24 Recommended	FY 2023-24 Adopted	Change from FY 2022-23
Revenue from Use of Money & Property	\$10,000	\$80,021	\$15,000	\$15,000	\$5,000
Other Revenues	\$0	\$584,424	\$0	\$0	\$0
Interfund	\$4,200,000	\$4,200,000	\$4,700,000	\$4,700,000	\$500,000
Total Revenue	\$4,210,000	\$4,864,445	\$4,715,000	\$4,715,000	\$505,000
Total Financing Sources	\$4,210,000	\$4,864,445	\$4,715,000	\$4,715,000	\$505,000
Services and Supplies	\$4,382,767	\$4,703,300	\$5,757,719	\$5,757,719	\$1,374,952
Other Charges	\$1,000,000	\$187,782	\$1,000,000	\$1,000,000	\$0
Transfers-Out	\$0	\$236,588	\$0	\$0	\$0
Gross Expenditures	\$5,382,767	\$5,127,669	\$6,757,719	\$6,757,719	\$1,374,952
New Reserves	\$3,600,000	\$0	\$0	\$0	\$(3,600,000)
Total Financing Requirements	\$8,982,767	\$5,127,669	\$6,757,719	\$6,757,719	\$(2,225,048)

Source of Funds



Use of Funds



COUNTY ADMINISTRATOR’S COMMENTS AND RECOMMENDATIONS

Industry norms, including guidelines set by the County’s excess insurance carrier, Public Risk Innovation, Solutions, and Management (PRISM), suggest that fund reserve levels for these programs should be maintained between 70% (minimum) and 90% (conservative) confidence levels. Setting and maintaining of reserve levels is done in conjunction with annual actuarial studies.

The Human Resources Liability Self-Insurance fund center is an internal service fund (ISF). This fund center does not typically receive any direct General Fund support. Revenues for this fund center are recommended to increase by \$505,000 or 12% compared to FY 2022-23 adopted levels due to an increase in charges to County departments to avoid underfunding of this self-insurance fund because of multi-year market-wide insurance premium cost increases. Rates charged to departments are set to generate \$4.7 million in FY 2023-24. Expenditures are recommended to increase by \$1.4 million or 26% as compared to the FY 2022-23 adopted budget primarily due to increase in insurance premiums.

BOARD ADOPTED CHANGES

None.

BUDGET AUGMENTATION REQUESTS ADOPTED

None requested.



FC 411 — Human Resources - Medical Malpractice Self-Insurance

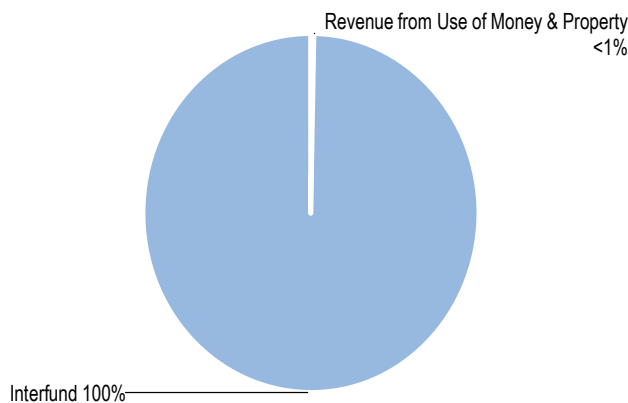
Tami Douglas-Schatz - Human Resources Director

Medical Malpractice provides funding for all costs associated with the County’s self-insured Medical Malpractice program, including insurance premiums, deductibles, and administrative expenses. The Medical Malpractice program is budgeted in an Internal Service Fund outside the County General Fund and is funded primarily through charges to County departments.

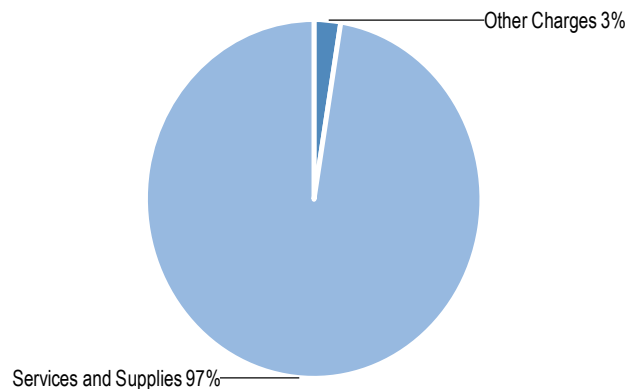
FINANCIAL SUMMARY

	FY 2022-23 Adopted	FY 2022-23 Actual	FY 2023-24 Recommended	FY 2023-24 Adopted	Change from FY 2022-23
Revenue from Use of Money & Property	\$1,000	\$5,630	\$3,000	\$3,000	\$2,000
Interfund	\$1,100,000	\$1,100,000	\$1,100,000	\$1,100,000	\$0
Total Revenue	\$1,101,000	\$1,105,630	\$1,103,000	\$1,103,000	\$2,000
Total Financing Sources	\$1,101,000	\$1,105,630	\$1,103,000	\$1,103,000	\$2,000
Services and Supplies	\$1,112,026	\$842,136	\$936,091	\$936,091	\$(175,935)
Other Charges	\$25,000	\$0	\$25,000	\$25,000	\$0
Gross Expenditures	\$1,137,026	\$842,136	\$961,091	\$961,091	\$(175,935)
Total Financing Requirements	\$1,137,026	\$842,136	\$961,091	\$961,091	\$(175,935)

Source of Funds



Use of Funds



COUNTY ADMINISTRATOR’S COMMENTS AND RECOMMENDATIONS

Industry norms, including guidelines set by the County’s excess insurance carrier, Public Risk Innovation, Solutions, and Management (PRISM), suggest that fund reserve levels for these programs should be maintained between 70% (minimum) and 90% (conservative) confidence levels. Setting and maintaining of reserve levels is done in conjunction with annual actuarial studies.

The Human Resources Medical Malpractice Self-Insurance fund center is an internal service fund (ISF) and does not receive any direct General Fund support. Revenue for this fund center is recommended to increase by \$2,000 or less than 1% compared to FY 2022-23 adopted levels. Rates charged to departments are set to generate \$1.1 million in FY 2023-24. Expenditures are recommended to decrease by \$175,935 or 15% primarily due to a reduction in insurance premiums based on November 2022 PRISM estimate.

BOARD ADOPTED CHANGES

None.

BUDGET AUGMENTATION REQUESTS ADOPTED

None requested.



FC 410 — Human Resources - Unemployment Self-Insurance

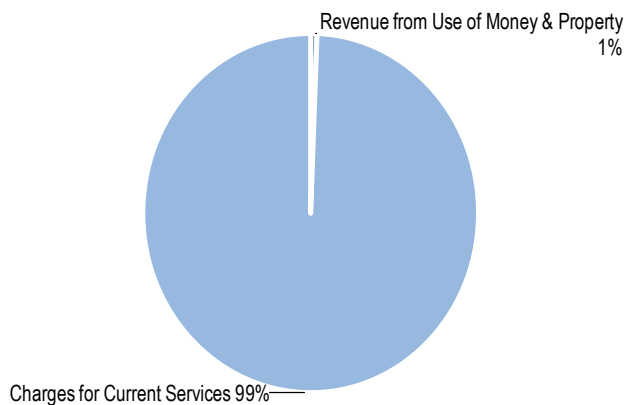
Tami Douglas-Schatz - Human Resources Director

Unemployment Insurance provides funding for all costs associated with the County’s self-insured Unemployment program, including benefit payments to eligible recipients and administrative expenses. The Unemployment Insurance program is budgeted in an Internal Service Fund outside the County General Fund and is funded primarily through charges to County departments.

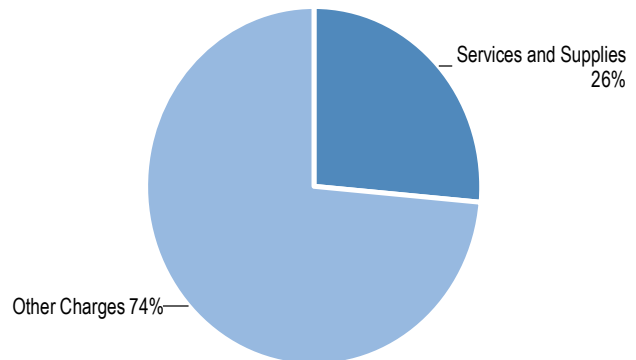
FINANCIAL SUMMARY

	FY 2022-23 Adopted	FY 2022-23 Actual	FY 2023-24 Recommended	FY 2023-24 Adopted	Change from FY 2022-23
Revenue from Use of Money & Property	\$1,500	\$7,486	\$3,000	\$3,000	\$1,500
Charges for Current Services	\$458,146	\$508,909	\$485,088	\$485,088	\$26,942
Total Revenue	\$459,646	\$516,395	\$488,088	\$488,088	\$28,442
Total Financing Sources	\$459,646	\$516,395	\$488,088	\$488,088	\$28,442
Services and Supplies	\$80,507	\$80,768	\$105,317	\$105,317	\$24,810
Other Charges	\$300,000	\$291,372	\$293,393	\$293,393	\$(6,607)
Gross Expenditures	\$380,507	\$372,140	\$398,710	\$398,710	\$18,203
Total Financing Requirements	\$380,507	\$372,140	\$398,710	\$398,710	\$18,203

Source of Funds



Use of Funds



COUNTY ADMINISTRATOR’S COMMENTS AND RECOMMENDATIONS

Industry norms, including guidelines set by the County’s excess insurance carrier, Public Risk Innovation, Solutions, and Management (PRISM), suggest that fund reserve levels for these programs should be maintained between 70% (minimum) and 90% (conservative) confidence levels. Setting and maintaining of reserve levels is done in conjunction with annual actuarial studies.

The Human Resources Unemployment Self-Insurance fund center is an internal service fund (ISF) and does not receive any direct General Fund support. Revenues for this fund center are recommended to increase by \$28,442 or 6% compared to FY 2022-23 adopted levels. Rates charged to departments are set to generate \$485,088 in FY 2023-24. Expenditures are recommended to increase by \$18,203 or 5% primarily due to the increase in expenses associated with support for this program.

BOARD ADOPTED CHANGES

None.

BUDGET AUGMENTATION REQUESTS ADOPTED

None requested.



FC 408 — Human Resources - Workers Compensation Self-Insurance

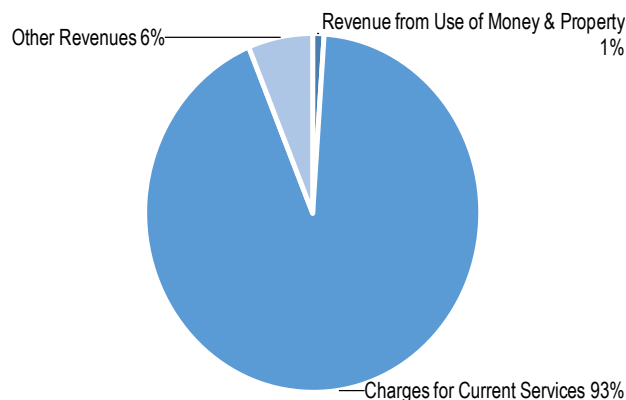
Tami Douglas-Schatz - Human Resources Director

Workers' Compensation provides funding for all costs associated with the County's self-insured Workers' Compensation program, including benefit payments to eligible recipients and administrative expenses. The Workers' Compensation program is budgeted in an Internal Service Fund outside the County General Fund and is funded primarily through charges to County departments.

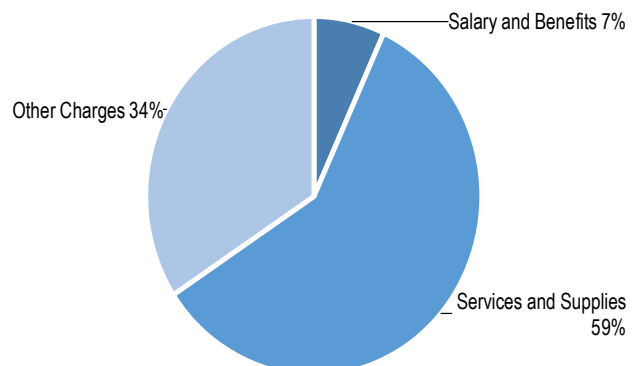
FINANCIAL SUMMARY

	FY 2022-23 Adopted	FY 2022-23 Actual	FY 2023-24 Recommended	FY 2023-24 Adopted	Change from FY 2022-23
Revenue from Use of Money & Property	\$100,000	\$255,307	\$85,000	\$85,000	\$(15,000)
Charges for Current Services	\$6,200,000	\$6,267,356	\$7,450,000	\$7,450,000	\$1,250,000
Other Revenues	\$500,000	\$596,480	\$500,000	\$500,000	\$0
Other Financing Sources	\$169,100	\$169,100	\$0	\$0	\$(169,100)
Total Revenue	\$6,969,100	\$7,288,243	\$8,035,000	\$8,035,000	\$1,065,900
Total Financing Sources	\$6,969,100	\$7,288,243	\$8,035,000	\$8,035,000	\$1,065,900
Salary and Benefits	\$400,000	\$869,989	\$600,000	\$600,000	\$200,000
Services and Supplies	\$4,691,607	\$4,610,565	\$5,154,458	\$5,154,458	\$462,851
Other Charges	\$3,000,000	\$3,284,145	\$3,000,000	\$3,000,000	\$0
Gross Expenditures	\$8,091,607	\$8,764,698	\$8,754,458	\$8,754,458	\$662,851
New Reserves	\$2,900,000	\$0	\$0	\$0	\$(2,900,000)
Total Financing Requirements	\$10,991,607	\$8,764,698	\$8,754,458	\$8,754,458	\$(2,237,149)

Source of Funds



Use of Funds



COUNTY ADMINISTRATOR’S COMMENTS AND RECOMMENDATIONS

Industry norms, including guidelines set by the County’s excess insurance carrier, Public Risk Innovation, Solutions, and Management (PRISM), formerly known as the California State Association of Counties – Excess Insurance Authority (CSAC-EIA), suggest that fund reserve levels for these programs should be maintained between 70% (minimum) and 90% (conservative) confidence levels. Setting and maintaining of reserve levels is done in conjunction with annual actuarial studies.

The Human Resources Workers Compensation Self-Insurance fund center is an internal service fund (ISF). This fund center does not typically receive any direct General Fund support. This is the largest of the five self-insurance fund centers, with \$8.8 million in appropriation recommended. Revenues are recommended to increase by \$1.1 million or 15% compared to FY 2022-23 adopted levels due to an increase in charges to County departments to avoid underfunding of this self-insurance fund. Rates charged to departments are set to generate \$7.5 million in FY 2023-24. Expenditures are recommended to increase by \$662,851 or 8% primarily due to an increases in workers compensation claims and insurance premiums.

BOARD ADOPTED CHANGES

None.

BUDGET AUGMENTATION REQUESTS ADOPTED

None requested.



FC 114 — Information Technology

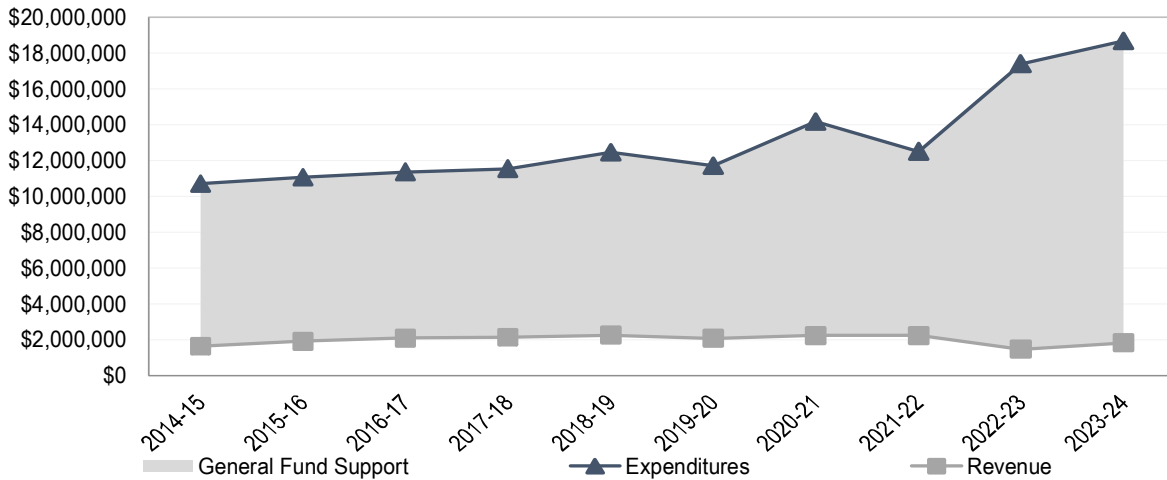
Daniel Milei - Information Technology Director

Information Technology provides radio, voice, network, and enterprise services to County departments, boards, agencies, and special districts.

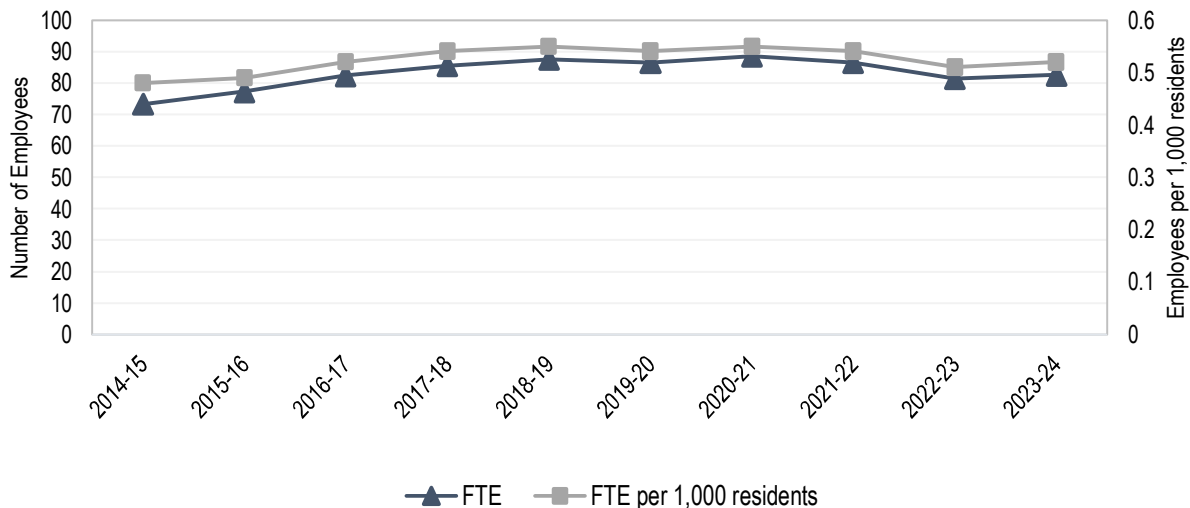
BUDGET AT A GLANCE

	FY 2023-24 Adopted	Change from FY 2022-23 Adopted	% Change
Expenditures	\$18,669,897	\$1,274,005	7%
Revenue	\$1,830,660	\$365,391	25%
General Fund Support	\$16,839,237	\$908,614	6%
Staffing Levels	82.50 FTE	1.00 FTE	1%

Ten Year Budget History



Ten Year Staffing History



Support to County Departments

MISSION STATEMENT

To provide accurate, reliable, cost-effective information technology services to County departments, boards, agencies, and special districts, champion the integration of technology into the business processes of County departments and promote excellence in the delivery of government services to the public.

SERVICE PROGRAMS

Information Technology has a total expenditure level of \$22,626,328 and a total staffing level of 82.50 FTE to provide the following services:

Departmental Services

Document and communicate the scope as well as the mechanism for acquiring information technology services; manage and deliver technical support; provide desktop support services; host servers and data in a secure, climate-controlled datacenter including backup/recovery services; manage enterprise storage services; provide departmental application development and support, business analysis, project management, and technology planning and consulting services; guide departments in the application of best practices, procedures and documentation standards; help assess project risks by reviewing project scope, business requirements, and resource capacity.

Total Expenditures: \$8,115,309
General Fund Support: \$6,039,673
Total Staffing (FTE): 29.59

Enterprise Services

Provide technical support and systems administration services; maintain a physically secure and environmentally controlled computing facility; manage data center operations including dispatching, scheduling, and running jobs; manage enterprise storage services; develop, support and manage enterprise applications; provide backup/recovery services; provide system administration and software services for the County's Enterprise Financial Services (EFS), internal portal and public facing website; support countywide programs such as Information Security, Geographic Information Systems (GIS), Content Services, and web applications development and support.

Total Expenditures: \$8,512,984
General Fund Support: \$6,335,635
Total Staffing (FTE): 31.04

Networked Services

Provide technical support and systems administration for Microsoft Active Directory Services, anti-virus protection, email, calendaring, collaboration tools, internet server management, internet access, mobile messaging, remote system access, and management and data communications services, including high speed data circuits.

Total Expenditures: \$2,051,454
General Fund Support: \$1,526,758
Total Staffing (FTE): 7.48

Radio & Video Communications

Provide technical support for General Government and Public Safety radio communications users and networks. This specialized team supports hand-held, fixed, and mobile radios across all departments within the County of San Luis Obispo. This team also provides critical support to departments with video surveillance equipment, Sheriff Dispatch, and Office of Emergency Services activities.

Total Expenditures: \$2,983,933
General Fund Support: \$2,220,739
Total Staffing (FTE): 10.88

Voice Communications

Support and manage Voice over IP (VoIP) telephony services, manage traditional AT&T telephony services (adds, changes, deletes); coordinate all voice equipment installation with AT&T, manage voice communication billings, and administer County's voice mail system (adds, changes, deletes).

Total Expenditures: \$370,249
General Fund Support: \$275,551
Total Staffing (FTE): 1.35

Outstationed Staff

Provide dedicated, full-time, on-site support staff to departments and agencies (minimum duration 6 months).

Total Expenditures: \$592,398
General Fund Support: \$440,881
Total Staffing (FTE): 2.16

ACCOMPLISHMENTS AND OBJECTIVES

Following are some of the department's notable accomplishments for FY 2022-23 and some specific objectives for FY 2023-24.

FY 2022-23 Accomplishments

- Implemented multi-factor authentication (MFA) thus reducing County's exposure to cyber risks
- Expanded our Microsoft licensing agreement to enable all County employees to have access to the same suite of products thus leveraging such investment by implementing additional data sharing and collaboration modules (Teams, Power Automate, Flow) and security features (single sign-on, multifactor authentication) to simplify access, enhance security, and build the necessary mobile framework to enable data access from remote locations
- Project managed the implementation of the Sheriff's Jail Management Systems
- As part of the County's disaster recovery and business continuity efforts, continued retrofitting a secondary datacenter in the North County
- Provided extensive technology, GIS maps, and resources to the Clerk Recorder Office during Elections and in support of redistricting of supervisorial districts

- Completed the replacement of enterprise network firewall cluster and implemented new, distributed firewall cluster at main and secondary datacenters
- Continued the multi-year Radio Modernization project to replace and upgrade the County's 20-year-old public safety radio infrastructure
- Adopted standards and pilot the integration of building access control systems with video monitoring

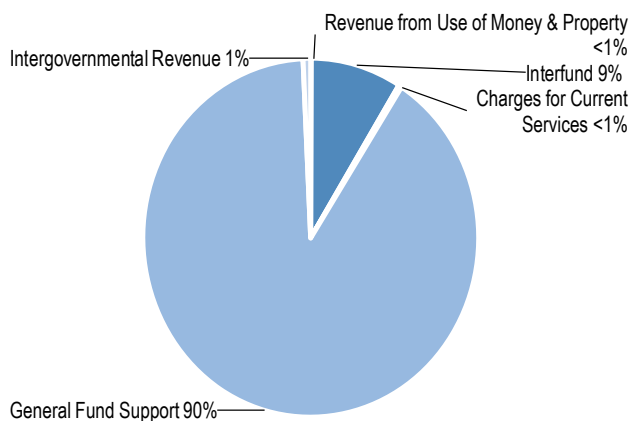
FY 2023-24 Objectives

- In collaboration with multiple departments, build a business case and select a system to help the County improve services to our homeless population
- Leverage the ongoing document management investment, revisit workflows, and expand the digitation of paper records to multiple departments including Administration Office, Purchasing, and Public Defender
- Commission a new radio repeater site at Mt. Lowe in preparation for the new Co-Located Dispatch Facility
- Plan and refresh Board of Supervisor Chambers audio-visual equipment
- Leverage ARPA, CARES, and Community Grant funding to improve the County's radio communication system including retrofitting two existing microwave towers, building two new towers, improve coverage at Cave Landing, and adding a new Sheriff radio channel
- Partner with the Health Agency and help them modernize their electronic record systems
- Enable the access of Assessor's parcel data while in remote areas or without appropriate internet connection ("field mobile")
- Continue to project manage the following initiatives:
 - Co-Located dispatch center technology (Law and safety partners)
 - Radio System modernization (Law and Safety partners)
 - Electronic Health Records (Health Agency)

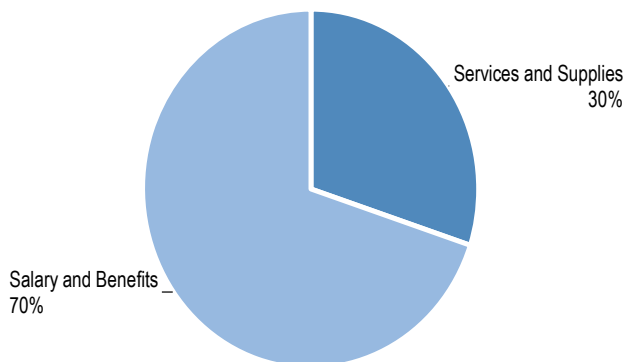
FINANCIAL SUMMARY

	FY 2022-23 Adopted	FY 2022-23 Actual	FY 2023-24 Recommended	FY 2023-24 Adopted	Change from FY 2022-23
Revenue from Use of Money & Property	\$26,852	\$14,579	\$10,995	\$10,995	\$(15,857)
Intergovernmental Revenue	\$119,650	\$144,769	\$135,836	\$135,836	\$16,186
Charges for Current Services	\$63,188	\$55,096	\$49,827	\$49,827	\$(13,361)
Other Revenues	\$0	\$5,609	\$0	\$0	\$0
Interfund	\$1,255,579	\$1,634,843	\$1,634,002	\$1,634,002	\$378,423
Total Revenue	\$1,465,269	\$1,854,895	\$1,830,660	\$1,830,660	\$365,391
Salary and Benefits	\$14,290,251	\$15,016,590	\$15,815,693	\$15,815,693	\$1,525,442
Services and Supplies	\$6,604,756	\$6,060,238	\$6,810,634	\$6,810,634	\$205,878
Other Charges	\$0	\$303,544	\$0	\$0	\$0
Capital Assets	\$0	\$49,564	\$0	\$0	\$0
Gross Expenditures	\$20,895,007	\$21,429,935	\$22,626,327	\$22,626,327	\$1,731,320
Less Intrafund Transfers	\$(3,499,115)	\$(3,528,573)	\$(3,956,430)	\$(3,956,430)	\$(457,315)
Net Expenditures	\$17,395,892	\$17,901,362	\$18,669,897	\$18,669,897	\$1,274,005
General Fund Support	\$15,930,623	\$16,046,466	\$16,839,237	\$16,839,237	\$908,614

Source of Funds



Use of Funds



COUNTY ADMINISTRATOR’S COMMENTS AND RECOMMENDATIONS

The level of General Fund support for this budget is recommended to increase by \$908,614 or 6% compared to FY 2022-23 adopted levels.

Revenues are recommended to increase by \$365,391 or 25% primarily due to the mid-year addition of a limited term position in FY 2022-23 to support an existing Countywide Automation Replacement Fund project for improvements to integrated document management as well as increased charges for services as a result of negotiated salary and benefit increases.

Expenditures are recommended to increase by \$1.3 million or 7%. Salaries and benefits are recommended to increase by \$1.5 million or 11% primarily due to negotiated salary and benefit increases and the added limited term position noted above. Services and supplies are recommended to increase by \$205,878 or 3% primarily due to several new expenses to meet security training regulations, increased training expenses due to trainings occurring in person again due to the wind-down of COVID-19 regulations. It is also due to new expenses to enhance Microsoft functionality, institute a new firewall system, and other various inflationary increases in vendor costs for contracts. These increases are offset by the reductions noted below. Intrafund charges are recommended to increase by \$457,315 or 13% primarily due to increased charges for services as a result of negotiated salary and benefit increases as well as increased support to department support.

There is approximately \$885,000 included in the recommended budget to be funded with ARPA funds for restoration of government services based on the January 11, 2022, Board item approving the allocations. The recommended budget includes a total reduction of \$143,000 to various department-level contingency-type allocations due to the anticipated budget gap. These reductions are anticipated to have minimal impact on service levels.

The FY 2023-24 recommended Position Allocation List (PAL) for the department includes a net increase of 1.00 FTE positions compared to the FY 2022-23 adopted PAL.

FY 2022-23 Mid-Year PAL Changes:

On September 13, 2022, the Board approved the following changes to the department's PAL to continue the adoption of digital solutions in the existing IDM Upgrade Project to update and expand the County Integrated Document Management (IDM) system:

- Addition of 1.00 FTE Business Systems Analyst I/II/III – Limited Term (ending on 9/13/2025)

FY 2023-24 Recommended PAL Changes:

It is recommended that the Board approve the following changes to the department's PAL as the result of a reclassification study:

- Delete 1.00 FTE Administrative Assistant Aide/I/II/III
- Add 1.00 FTE Geographic Information Systems Analyst I/II/III

BOARD ADOPTED CHANGES

None.

BUDGET AUGMENTATION REQUESTS ADOPTED

None requested.

GOALS AND PERFORMANCE MEASURES

Department Goal: Provide timely, reliable and cost-effective services and infrastructure that meet or exceed customer expectations.

1. Performance Measure: Percentage of responses to Customer Satisfaction Survey rating the Project Management Office's overall effectiveness as 'satisfactory' or better.

This measure tracks the composite of three measures collected through timely customer surveys: 1) Was the project manager courteous and professional? 2) Was he/she knowledgeable and resourceful in addressing concerns? 3) Did he/she address project needs or clearly explain why he/she could not?

	FY 2019-20	FY 2020-21	FY 2021-22	FY 2022-23	FY 2023-24
Target	85.00%	90.00%	90.00%	90.00%	90.00%
Actual	94.00%	96.00%	96.00%	99.00%	

Notes:

Department Goal: To deliver excellent service to every customer.

2. Performance Measure: Percentage of responses to Customer Satisfaction Survey rating the Information Technology Department's overall effectiveness as 'satisfactory' or better.

The percentage of those responding to an annual survey that rate the Information Technology Department (ITD) in terms of both efficiency and quality (timeliness, accuracy, courtesy and satisfaction) as 'satisfactory' or better.

	FY 2019-20	FY 2020-21	FY 2021-22	FY 2022-23	FY 2023-24
Target	80.00%	90.00%	90.00%	90.00%	90.00%
Actual	95.00%	96.30%	96.20%	96.00%	

Notes:



FC 113 — Public Works - Facilities Management

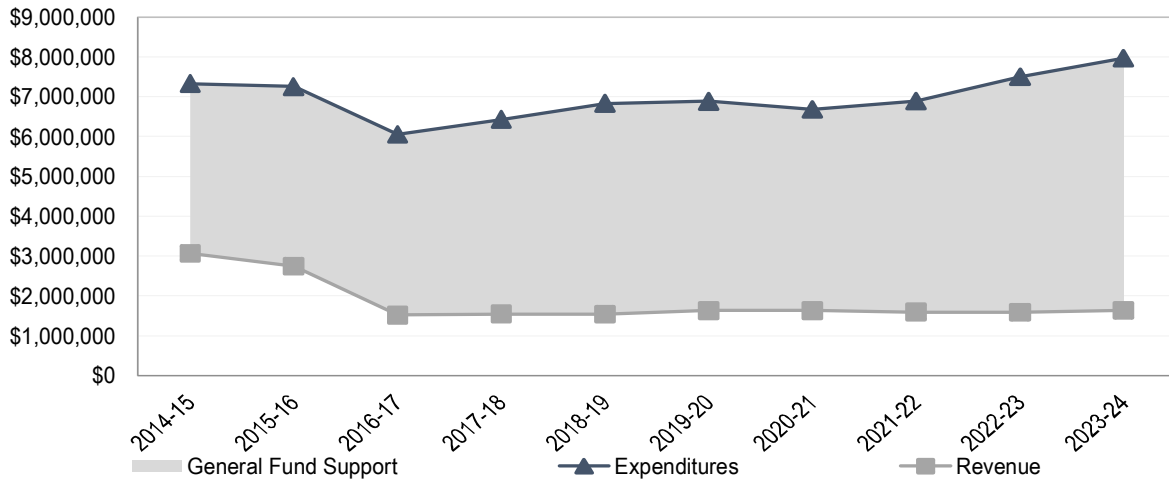
John Diodati - Public Works Director

Facilities Management provides maintenance and custodial services for County-occupied facilities.

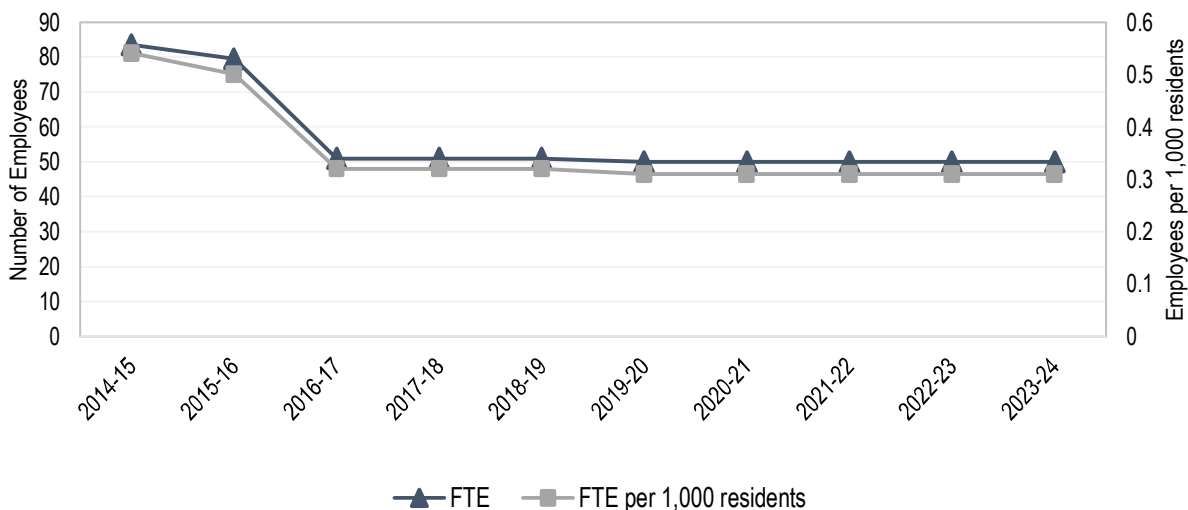
BUDGET AT A GLANCE

	FY 2023-24 Adopted	Change from FY 2022-23 Adopted	% Change
Expenditures	\$7,970,610	\$471,489	6%
Revenue	\$1,634,445	\$43,808	3%
General Fund Support	\$6,336,165	\$427,681	7%
Staffing Levels	50.00 FTE	0.00 FTE	0%

Ten Year Budget History



Ten Year Staffing History



MISSION STATEMENT

Facilities Management maintains efficient, functional, and safe facilities for San Luis Obispo County by providing cost-effective maintenance and custodial services, and strategically planning capital improvement projects to enable the professional and continuous operation of County business.

SERVICE PROGRAMS

Facilities Management has an expenditure level of \$10,037,846 and a total staffing level of 50.00 FTE to provide the following services:

Administration and Financial Services

Provide general support and financial management to the Custodial, Maintenance, and Facilities Planning divisions.

Total Expenditures: \$592,074
General Fund Support: \$591,174
Total Staffing (FTE): *

Custodial Services

Provide custodial services to County facilities, Courts, and some leased facilities.

Total Expenditures: \$2,998,874
General Fund Support: \$1,105,609
Total Staffing (FTE): 27.00

Maintenance Services

Provide operational and maintenance services to County-owned facilities, Courts, and some leased facilities.

Total Expenditures: \$4,258,711
General Fund Support: \$2,731,194
Total Staffing (FTE): 23.00

Utility Services

Coordinate with service providers to ensure County facilities receive gas, electric, water, and waste management services. Track consumption, identify effective reduction methods, and recommend renewable energy projects.

Total Expenditures: \$1,402,806
General Fund Support: \$1,122,806
Total Staffing (FTE): *

Facilities Planning/Architectural Services

Manage routine facility assessments, identify and prioritize deficiencies, develop and estimate capital improvement and maintenance projects, and establish budgetary recommendations. Delivery of the maintenance program, capital improvement, and individual projects occur in FC 200 – Maintenance Projects and FC 230 – Capital Projects.

Total Expenditures: \$785,381

General Fund Support: \$785,381

Total Staffing (FTE): *

*Staffing is reflected in Fund Center 405-Public Works

ACCOMPLISHMENTS AND OBJECTIVES

Following are some of the department's notable accomplishments for FY 2022-23 and some specific objectives for FY 2023-24:

FY 2022-23 Accomplishments

- Maintenance is on track to complete 4,700 Corrective Maintenance Work Orders during Fiscal Year 2022-23. The projected Corrective Maintenance Work Orders is 250 less than the FY 2022-23 objective. The FY 2022-23 objective of 5,100 was based on a five-year average, and Maintenance has received fewer Corrective Maintenance Work Order requests related to many employees telecommuting due to COVID-19.
- Maintenance is on track to complete 1,150 Preventive Maintenance Work Orders during Fiscal Year 2022-23. This is less than the 1,350 projected due to staff members assigned to preventive maintenance being absent portions of the year due to not being fully staffed for half of the year.
- Maintenance is on track to complete 100 Project Work Orders in FY 2022-23, or 65 less than the FY 2022-23 planned objective of 165 work orders. This is due to the size of many of the projects assigned to maintenance this year. Much of the project time has been spent on the re-lamping of the Arroyo Grande Library and Old Courthouse, and the painting of Mesa Fire Station and Cayucos and Hardie parks.
- Custodial completed 95% of all scheduled heavy cleaning and 100% of all cleaning routes during Fiscal Year 2022-23.
- Facilities Planning completed construction of battery energy storage systems at Health Agency facilities at 2180 and 2190 Johnson Avenue, and at the Lopez Water Treatment Plant.
- Facilities Planning is working through the design phase for battery energy storage systems at the Lake Nacimiento Intake Pump Station and Rocky Canyon Pump Station.
- Facilities Planning completed an energy audit for each of the facilities at the County Operations Center and developed a comprehensive list of cost-effective energy conservation measures.
- Facilities Planning completed utility rate reviews on all electricity and natural gas accounts to ensure each account is on an optimal rate schedule and eliminate any extraneous charges.

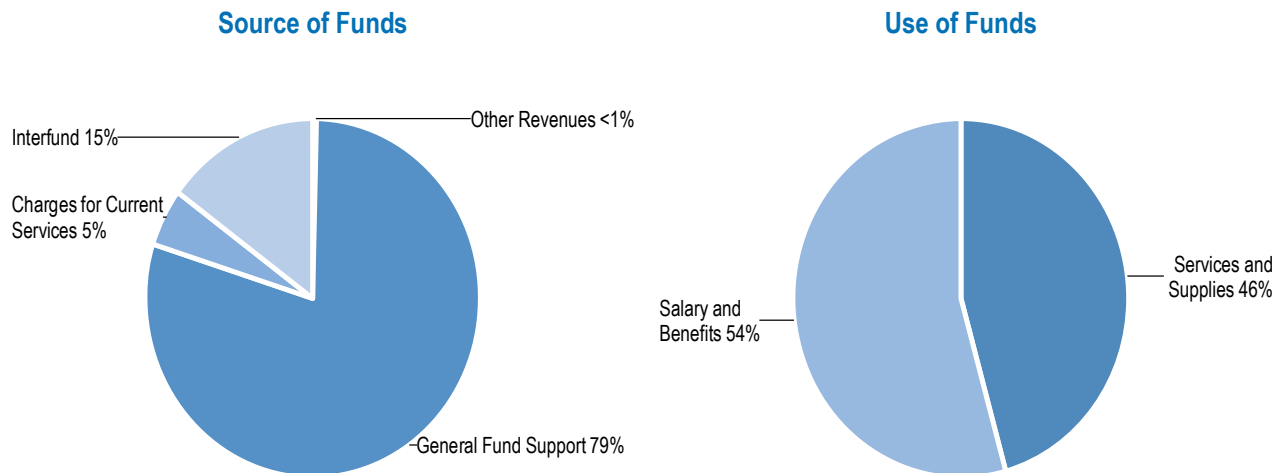
- Facilities Planning collaborated with the Airports Department to upgrade all exterior non-runway lighting at the San Luis Obispo County Airport to increase efficiency and reduce electricity rates.
- Facilities Planning collaborated with the Library Department to host an Earth Day event featuring various Public Works Divisions (e.g., Environmental and Solid Waste).

FY 2023-24 Objectives

- Maintenance plans to complete 4,950 Corrective Maintenance Work Orders in Fiscal Year 2023-24.
- Maintenance plans to complete 1,350 Preventive Maintenance Work Orders in Fiscal Year 2023-24.
- Maintenance plans to complete 160 Project Work Orders in Fiscal Year 2023-24 for Facility Condition Assessment projects, American Disability Act (ADA) repairs, and Countywide Maintenance projects.
- Custodial plans to complete 98% of all scheduled heavy cleaning and 100% of all cleaning routes in Fiscal Year 2023-24.
- Custodial plans to install environmentally friendly, cost-effective cleaning products to all facilities.
- Custodial plans to work with County DSS to ensure all staff members and customers are safe in public areas and restrooms.
- Facilities Planning will continue to conduct energy audits at various facilities.
- Facilities Planning will initiate a Small Workplace and Remote Monitoring pilot project to connect the heating and cooling systems at small facilities to a centralized interface to monitor equipment functionality, as well as track and reduce energy consumption.
- Facilities Planning will coordinate with the Project Delivery and Design & Construction Divisions to implement measures identified during the energy audit for each of the facilities at the County Operations Center.

FINANCIAL SUMMARY

	FY 2022-23 Adopted	FY 2022-23 Actual	FY 2023-24 Recommended	FY 2023-24 Adopted	Change from FY 2022-23
Charges for Current Services	\$355,000	\$407,280	\$417,000	\$417,000	\$62,000
Other Revenues	\$25,953	\$36,804	\$28,400	\$28,400	\$2,447
Interfund	\$1,209,684	\$1,284,252	\$1,189,045	\$1,189,045	\$(20,639)
Total Revenue	\$1,590,637	\$1,728,336	\$1,634,445	\$1,634,445	\$43,808
Salary and Benefits	\$5,145,914	\$5,054,255	\$5,451,925	\$5,451,925	\$306,011
Services and Supplies	\$4,336,526	\$4,444,693	\$4,585,921	\$4,585,921	\$249,395
Gross Expenditures	\$9,482,440	\$9,498,948	\$10,037,846	\$10,037,846	\$555,406
Less Intrafund Transfers	\$(1,983,319)	\$(2,100,765)	\$(2,067,237)	\$(2,067,237)	\$(83,918)
Net Expenditures	\$7,499,121	\$7,398,184	\$7,970,610	\$7,970,610	\$471,489
General Fund Support	\$5,908,484	\$5,669,848	\$6,336,165	\$6,336,165	\$427,681
County of San Luis Obispo		455			Fiscal Year 2023-24 Final Budget



COUNTY ADMINISTRATOR'S COMMENTS AND RECOMMENDATIONS

The level of General Fund support for this fund center is recommended to increase by \$427,681 or 7% compared to FY 2022-23 adopted levels.

Revenues are recommended to increase by \$43,808 or 3% primarily due to increased custodial and maintenance rates charged to the courts for services provided.

Expenditures are recommended to increase by \$471,489 or 6% compared to FY 2022-23 adopted levels. Salaries and benefits are recommended to increase by \$306,011 or 6% primarily due to negotiated salary and benefit increases and standard step increases. Services and supplies are recommended to increase by \$249,395 or 6% primarily due to increased support charges from the Public Works Internal Service Fund for administration and facilities planning and architectural services for project preplanning and management oversight due to negotiated salary and benefit increases. The increase is also due to increased vehicle maintenance, depreciation, and fuel expenses primarily due to increased per-unit rate charges from County Fleet. Intrafund transfers are recommended to increase by \$83,918 or 4% due to general rate increases and various changes in the basis of fee charges between square foot and time and materials.

There is approximately \$210,536 included in the recommended budget to be funded with ARPA funds for restoration of government services based on the January 11, 2022, Board item approving the allocations. The recommended budget includes a total reduction of \$85,316 in administrative support charges from the Public Works Internal Service Fund due to the anticipated budget gap. These reductions are anticipated to have minimal impact on service levels.

The FY 2023-24 recommended Position Allocation List (PAL) for the department includes no net increase in the number of positions compared to the FY 2022-23 adopted PAL.

FY 2022-23 Mid-Year PAL Changes

On September 27, 2022, the Board approved the following changes to the department's PAL as the result of a reclassification study:

- Deletion of 1.00 FTE Building Maintenance Superintendent

- Addition of 1.00 FTE Custodial Operations Manager

BOARD ADOPTED CHANGES

None.

BUDGET AUGMENTATION REQUESTS ADOPTED

None requested.

GOALS AND PERFORMANCE MEASURES

Department Goal: Provide cost-effective, reliable and safe facilities and property for County use.					
1. Performance Measure: Customer satisfaction rating. Percent of Clients Rating Services Satisfactory or better for Custodial Services.					
Customer feedback allows management to evaluate opinions of customers regarding service level, pricing and quality of custodial services. Feedback from departments enables management to improve services when appropriate, or negotiate a higher level service agreement to fit the customer needs.					
	FY 2019-20	FY 2020-21	FY 2021-22	FY 2022-23	FY 2023-24
Target	90.00%	90.00%	90.00%	90.00%	90.00%
Actual	0.00%	88.38%	93.54%	84.50%	
Notes: Data for FY 2019-20 is not available due to the impacts of the COVID-19 pandemic. Custodial Operations Manager will communicate vacuum schedule to departments so they'll know when to expect this service, as some employees expressed concern with their areas not being cleaned daily.					
2. Performance Measure: Customer satisfaction rating. Percent of Clients Rating Services Satisfactory or better for Maintenance Services.					
Customer feedback allows management to evaluate opinions of customers regarding service level, pricing and quality of maintenance services provided to county facilities. Management will evaluate customer feedback, and it may be used to make improvements or identify facility maintenance needs.					
	FY 2019-20	FY 2020-21	FY 2021-22	FY 2022-23	FY 2023-24
Target	90.00%	90.00%	90.00%	90.00%	90.00%
Actual	0.00%	94.00%	97.00%	94.00%	
Notes: Data for FY 2019-20 is not available due to the impacts of the COVID-19 pandemic.					
3. Performance Measure: Percent of electricity derived from renewable sources at County-managed facilities.					
Procuring electricity from renewable sources lowers the cost spent on electricity. Renewable energy sources can add resiliency to buildings and assets.					
	FY 2019-20	FY 2020-21	FY 2021-22	FY 2022-23	FY 2023-24
Target	0.00%	20.00%	20.00%	20.00%	15.00%
Actual	0.00%	7.20%	11.16%	14.58%	
Notes: New measure in FY 2020-21. The County is unable to construct solar arrays on leased facilities, therefore these facilities cannot impact the performance measure and were removed from the analysis. Achievement of this performance measure will take many years, and the target was reduced for FY 2023-24 due to: 1) a reduced number of suitable locations for solar array development; 2) changing State regulations affecting the financial viability of solar array development; and 3) increased electricity consumption at County buildings and assets, especially Utilities sites, which increases the total amount of energy that needs to be offset. The FY 2022-23 actuals reflect: 1) the first year of most buildings and assets resuming normal, pre-Covid operations; and 2) Nacimiento Water Project operating each month, as compared to a four-months long outage in 2020-2021, which reduced the total amount of energy that needed to be offset.					



FC 118 — Human Resources - Talent Development

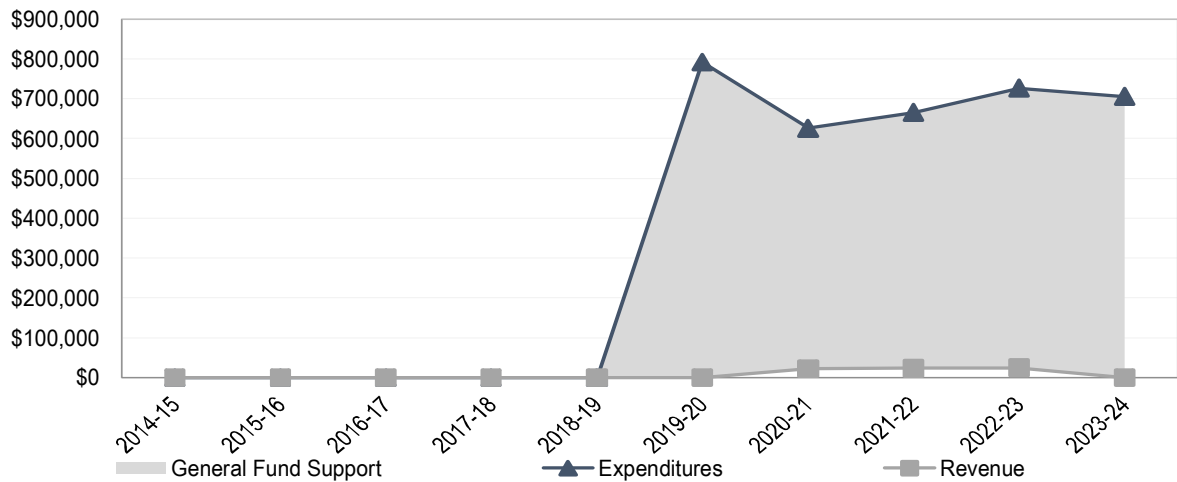
Tami Douglas-Schatz - Human Resources Director

Talent Development provides County employees with opportunities for training and support to encourage the development of skills to support the County’s organizational goals.

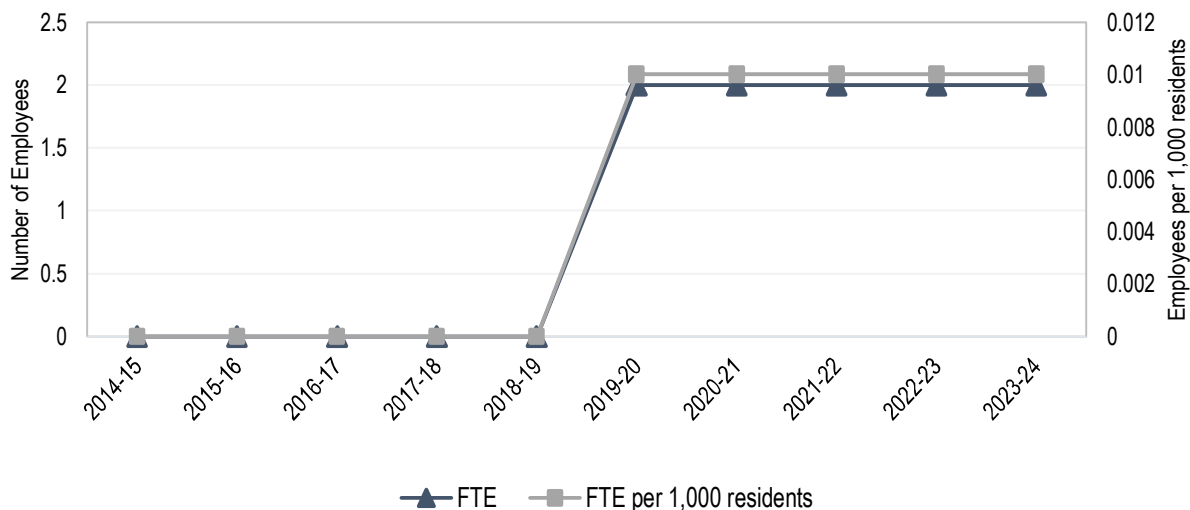
BUDGET AT A GLANCE

	FY 2023-24 Adopted	Change from FY 2022-23 Adopted	% Change
Expenditures	\$705,544	\$(21,012)	(3)%
Revenue	\$0	\$(24,635)	(100)%
General Fund Support	\$705,544	\$3,623	1%
Staffing Levels	2.00 FTE	0.00 FTE	0%

Ten Year Budget History



Ten Year Staffing History



MISSION STATEMENT

To ensure all County staff have development opportunities needed to meet the goals and objectives of the County in effectively serving the community.

SERVICE PROGRAMS

Talent Development has a total expenditure level of \$711,844 and a total staffing level 2.00 FTE to provide the following services:

Talent Development

Talent Development promotes individual and organizational effectiveness by delivering innovative and diverse employee training programs to meet organizational needs. The Learning and Development Center manages and delivers a wide variety of courses such as new employee orientation, foundational skills for line-level staff, supervisor and manager academies, and computer training as well as courses on emotional intelligence, improving communication and assisting employees in discovering and developing their strengths.

Total Expenditures: \$673,677
General Fund Support: \$667,377
Total Staffing (FTE): 1.75

Organizational Development

Support departments by providing a variety of services to evaluate and refine organizational structures, practices and processes to increase effectiveness and performance. Examples of services provided by external and/or internal consultants include personality and/or organization assessment, organizational learning, coaching, process improvement, change management, performance management and strategic planning.

Total Expenditures: \$38,167
General Fund Support: \$38,167
Total Staffing (FTE): 0.25

ACCOMPLISHMENTS AND OBJECTIVES

Following are some of the department's notable accomplishments for FY 2022-23 and some specific objectives for FY 2023-24:

FY 2022-23 Accomplishments

- Delivered “Discover Your Top 5 Strengths” workshops and expanded version of all 34 strengths to approximately 180 employees to support employee engagement and strengthen teams.
- Delivered six “DISC” classes to approximately 180 employees to assist in understanding their own communication style and the style of other team members.
- Updated the “Emotional Intelligence” (EQ) course and provided training approximately to 100 employees to better understand how emotions impact the workplace.
- Leveraged the Centre for Organization Effectiveness, creating and delivering both “DISC 2.0” and “Strength Finders 2.0” as a secondary level course impacting approximately 60 staff.
- Delivered 32 courses from Software Solutions, which impacted approximately 640 staff.

- Implemented a new onboarding program for new supervisors to provide tools and resources that support their success and effectiveness in their new role.
- Deployed Telework Guidelines training to all department management teams to support successful remote work.
- Developed and deployed Mentoring Toolkit to support departments and staff in implementing mentoring programs.
- Sponsored a Personnel Investigation Workshop for managers, which included participants from the City of SLO, the Regional Transit Authority, and the Air Pollution Control District.

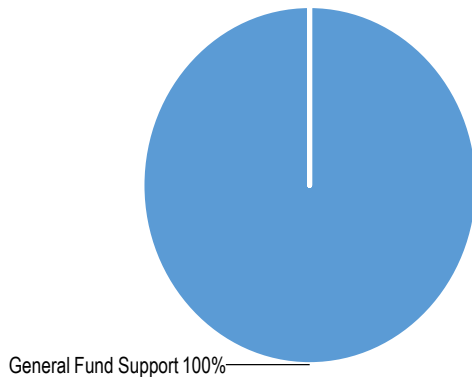
FY 2023-24 Objectives

- Develop Supervisor 2.0 training as an extension to Supervisor Essentials.
- Create “Preparing for Promotion” content focusing on preparing for interviews, seeking feedback, and giving feedback to candidates who were not selected.
- Create an LDC Training Liaison desk guide to support efficiency in County departments.
- Leverage relationship with new DSS Staff Development Manager and expand learnings.
- Secure a one-year extension for the contract with the Centre for Organization Effectiveness.
- Deliver resources and techniques to Supervisors/Managers on best practices for onboarding new employees and coaching staff in their career development.
- Redesign the LDC webpage and integrate it with Neogov Learn to improve user experience.
- Analyze the results of the Employee Engagement Survey to identify themes and insights to assist leaders in setting the direction for County initiatives.

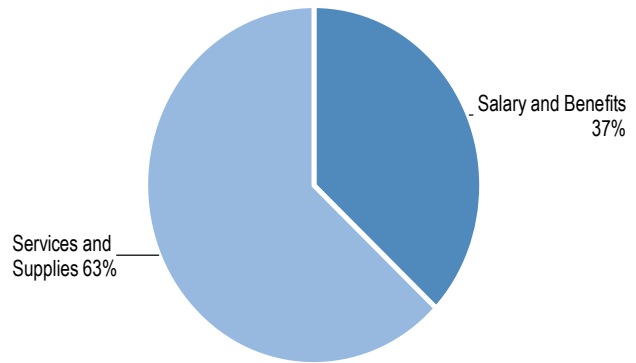
FINANCIAL SUMMARY

	FY 2022-23 Adopted	FY 2022-23 Actual	FY 2023-24 Recommended	FY 2023-24 Adopted	Change from FY 2022-23
Interfund	\$24,635	\$24,635	\$0	\$0	\$(24,635)
Total Revenue	\$24,635	\$24,635	\$0	\$0	\$(24,635)
Salary and Benefits	\$240,798	\$211,114	\$263,523	\$263,523	\$22,725
Services and Supplies	\$485,758	\$452,347	\$448,321	\$448,321	\$(37,437)
Gross Expenditures	\$726,556	\$663,461	\$711,844	\$711,844	\$(14,712)
Less Intrafund Transfers	\$0	\$0	\$(6,300)	\$(6,300)	\$(6,300)
Net Expenditures	\$726,556	\$663,461	\$705,544	\$705,544	\$(21,012)
General Fund Support	\$701,921	\$638,826	\$705,544	\$705,544	\$3,623

Source of Funds



Use of Funds



COUNTY ADMINISTRATOR’S COMMENTS AND RECOMMENDATIONS

The level of General Fund support for this fund center is recommended to increase by \$3,623 or 1% compared to FY 2022-23 adopted levels. Revenues are recommended to decrease by \$24,635 or 100%. Expenditures are recommended to decrease by \$14,712 or 2% compared to FY 2022-23 adopted levels. Salaries and benefits are recommended to increase by \$22,725 or 9% driven primarily by negotiated salary and benefit increases. Services and supplies are recommended to decrease by \$37,437 or 8%. The recommended budget includes a total reduction of \$21,820 in general operating expenses due to the anticipated budget gap. These reductions are anticipated to have minimal impact on service levels.

The FY 2023-24 recommended Position Allocation List (PAL) for the department includes no net changes in FTE compared to the FY 2022-23 adopted PAL, and the recommended budget for Talent Development includes funds that will maintain services at current levels.

BOARD ADOPTED CHANGES

None.

BUDGET AUGMENTATION REQUESTS ADOPTED

None requested.

GOALS AND PERFORMANCE MEASURES

Department Goal: To ensure that high-quality training opportunities aimed at creating a competent, results-oriented workforce are made available to County employees.

1. Performance Measure: Overall average participant satisfaction rating of training programs offered by the Learning and Development Center.

Provides data on participant overall satisfaction with Learning and Development Center (LDC) training courses (on a scale of 1-5 with 1= 'poor', 2= 'fair', 3= 'good', 4= 'very good' and 5= 'outstanding'). This is the first level of program evaluation.

	FY 2019-20	FY 2020-21	FY 2021-22	FY 2022-23	FY 2023-24
Target	4.30	4.30	4.25	4.25	4.30
Actual	4.25	4.30	4.36	4.35	

Notes:

2. Performance Measure: Percentage of County employees annually impacted by the Learning and Development Center.					
Provides data on the percentage of County employees taking advantage of non-mandated courses offered through the Learning and Development Center. This does not include mandatory training.					
	FY 2019-20	FY 2020-21	FY 2021-22	FY 2022-23	FY 2023-24
Target	45.00%	45.00%	45.00%	45.00%	50.00%
Actual	45.60%	45.00%	45.00%	46.00%	
Notes:					
3. Performance Measure: Percentage of training participants who apply the new knowledge and skills learned in select training programs to their jobs.					
This measures the application of learning known as a Level 3 evaluation in the Kirpatrick training evaluation model; an industry best practice. Such evaluation is typically done on key, strategic training courses selected by the organization. LDC will conduct an evaluation of the Manager and Supervisor Academies as well as the academy alumni Peer Learning Groups.					
	FY 2019-20	FY 2020-21	FY 2021-22	FY 2022-23	FY 2023-24
Target	85.00%	95.00%	95.00%	97.00%	97.00%
Actual	100.00%	100.00%	100.00%	100.00%	
Notes:					

Department Goal: To create an environment whereby all employees feel valued and are proud to work for the County.					
4. Performance Measure: Overall average employee job satisfaction rating (on a 6 point scale).					
The Learning and Development Center (LDC) administers a survey to all permanent County employees in order to gauge their overall level of satisfaction with their job.					
	FY 2019-20	FY 2020-21	FY 2021-22	FY 2022-23	FY 2023-24
Target	0.00	4.90	0.00	0.00	4.50
Actual	0.00	4.83	0.00	0.00	
Notes: This employee survey is conducted every three years with the next survey scheduled for FY 2023-24.					

Financing

The Financing Service Group includes those budgets in which the County collects revenue and sets aside financial resources to fund expenditures that are not connected to a specific department.

Budgets in the Financing Service Group include: Countywide Automation, Debt Service, General Government Building Replacement, Non-Departmental - Other Financing Uses, Non-Departmental Other Expenditures, Non-Departmental Revenue, Other Post Employment Benefits, Pension Obligation Bonds, Public Facility Fees, and Tax Reduction Reserve.

SERVICE GROUP BUDGET AT A GLANCE

	FY 2023-24 Adopted	Change from FY 2022-23 Adopted	% Change
Expenditures	\$64,789,321	\$(10,093,606)	(14)%
Revenue	\$325,676,495	\$7,220,865	2%
General Fund Support	\$(260,887,174)	\$(17,314,471)	7%
Staffing Levels	0.00 FTE	0.00 FTE	<1%



FC 266 — Countywide Automation Replacement

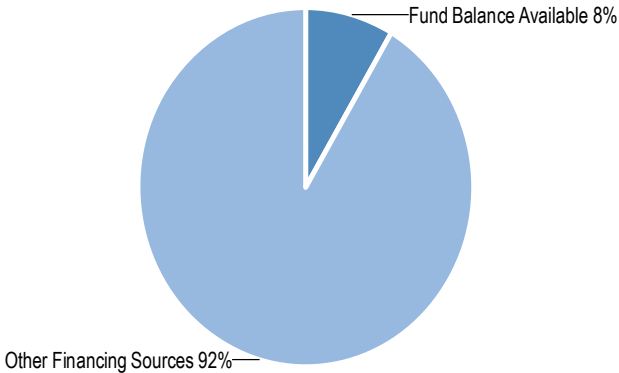
Daniel Milei - Information Technology Director

Countywide Automation provides funding for the implementation and modernization of large scale automation equipment and systems. Countywide Automation is a Special Revenue Fund outside the County General Fund and is funded primarily through depreciation charges to County departments. Automation replacement funds are expended based on the priorities established by the Information Technology Executive Steering Committee. There are no County operations, programs, or services directly associated with this fund center.

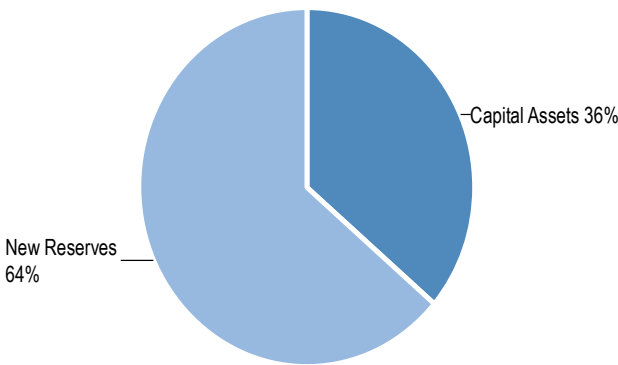
FINANCIAL SUMMARY

	FY 2022-23 Adopted	FY 2022-23 Actual	FY 2023-24 Recommended	FY 2023-24 Adopted	Change from FY 2022-23
Revenue from Use of Money & Property	\$0	\$435,989	\$0	\$0	\$0
Other Revenues	\$0	\$95,473	\$0	\$0	\$0
Interfund	\$0	\$420,000	\$0	\$0	\$0
Other Financing Sources	\$17,183,410	\$5,183,410	\$9,188,954	\$6,788,954	\$(10,394,456)
Total Revenue	\$17,183,410	\$6,134,872	\$9,188,954	\$6,788,954	\$(10,394,456)
Fund Balance Available	\$246,095	\$0	\$0	\$630,635	\$384,540
Cancelled Reserves	\$5,000,000	\$0	\$0	\$0	\$(5,000,000)
Total Financing Sources	\$22,429,505	\$6,134,872	\$9,188,954	\$7,419,589	\$(15,009,916)
Services and Supplies	\$0	\$79,645	\$0	\$0	\$0
Capital Assets	\$19,785,155	\$6,116,335	\$2,692,500	\$2,692,500	\$(17,092,655)
Gross Expenditures	\$19,785,155	\$6,195,980	\$2,692,500	\$2,692,500	\$(17,092,655)
Less Intrafund Transfers	\$0	\$(5,998,017)	\$0	\$0	\$0
Net Expenditures	\$19,785,155	\$197,964	\$2,692,500	\$2,692,500	\$(17,092,655)
New Reserves	\$2,644,350	\$0	\$6,496,454	\$4,727,089	\$2,082,739
Total Financing Requirements	\$22,429,505	\$197,964	\$9,188,954	\$7,419,589	\$(15,009,916)

Source of Funds



Use of Funds



COUNTY ADMINISTRATOR’S COMMENTS AND RECOMMENDATIONS

The expense in this budget can vary greatly from year to year based on projects recommended. The recommended budget is based on funding for projects recommended by the County Administrative Officer (CAO), as well as routine annual equipment replacement and upgrades of existing County systems.

The total recommended financing requirements for FY 2023-24 is \$9.2 million, a decrease of \$13.2 million or 59% compared to FY 2022-23 adopted levels. The depreciation schedule for Countywide Automation identifies that \$3.2 million is available to fund this budget. Of the total financing sources, \$2.7 million is recommended to finance the operating expenses in this budget. The remaining \$6.5 million is recommended to be placed into the Countywide Automation Replacement designation for future projects. Of this \$6.5 million, \$6 million is an operating transfer in from the COVID-19 and Rainy Day designations and \$496,454 is excess depreciation allocation.

Capital assets are recommended at \$2.7 million, a decrease of \$17.1 million or 86% compared to FY 2022-23 adopted levels. Capital assets are composed of both capitalized information technology projects and fixed assets, such as network and computer equipment. The reduction is primarily due to a one-time augmentation approved with the FY 2022-23 budget for the replacement of the County’s Enterprise Resource Planning Financial Management System (SAP), funded with \$12 million from the Tax Loss Reserve trust and \$5.0 million from Countywide Automation Replacement designation. Fixed assets include a variety of equipment replacements, the total requested budget for which is proposed to decrease from \$2,785,155 to \$2,692,500.

This fund center does not have a Position Allocation List.

Recommended FY 2023-24 Projects

The Information Technology Executive Steering Committee (IT-ESC) was the governing body that reviewed and recommended County technology projects to the CAO. The IT-ESC was composed of 13 County department heads, as well as non-voting members of other departments. To ensure that all stakeholders had an opportunity for representation, members

were appointed or elected to serve on a rotating basis. The CAO was a member and served as committee chair. The County Information Technology Director provided the link between this group and the community of information technology experts throughout the County.

Replacing this system is a new governance structure intended to work more seamlessly with the constantly evolving nature of information technology needs. Rather than a system by which projects are submitted primarily once per year with the budget development process, a software application inventory and replacement cycle was developed, project needs are constantly investigated and assessed, and a specific three to five-year project need forecast cycle is submitted during budget development. As part of this process, the IT department works with departments to develop and score projects. Regular updates on the project need portfolio are presented to the CAO. This information is used in aggregate for the CAO to make an informed recommendation on the general funding level needed for the Countywide Automation Replacement Fund during the budget process. Projects are then brought before the Board mid-year for consideration.

As the result of this new process, it is recommended to allocate \$6 million from the COVID-19 and Rainy Day designations to the Countywide Automation Replacement designation to fund future projects.

The following provides a brief description of the projects recommended for approval in FY 2023-24. Projects are identified as being either “Recurring” or “Non-Recurring”. Recurring projects are generally considered to be a normal expense for operations, such as replacement or upgrade of existing software and hardware in existing systems. Non-Recurring projects are projects which substantially change an operational process, or significantly change or expand the capacity and capability of the technological applications and tools used by the County. Once the projects are implemented, replacement hardware and software will be a recurring expense in future years.

Following are summaries of the projects recommended by the CAO for FY 2023-24:

Equipment Replacement (Recurring)

Expense: \$2,692,500

Source of Funding: County Automation Funds via depreciation of software, computer assets, and other equipment

This project replaces and upgrades a variety of hardware necessary to maintain the information technology systems in the County.

BOARD ADOPTED CHANGES

As part of the Supplemental Budget document, the Board decreased both revenues and financing requirements in Countywide Automation Replacement by \$2,400,000, reducing the amount of funds available for future automation projects. Other financing sources decreased by \$2,400,000 and financing requirements for new reserves decreased by \$2,400,000. This was to be funded by transfers in from Fund Center (FC) 102 - Non-Departmental - Other Financing Uses using cancelled Rainy Day Funds and COVID-19 designations funds to increase the Automation Replacement designation. This fund center is a special revenue fund that receives a General Fund contribution via the allocation of software, hardware, and equipment depreciation calculations. However, there was no impact to the level of General Fund support required for this

fund center as a result of this change as the funding was essentially a transfer from the Rainy Day Funds and COVID-19 designations. The supplemental budget document request also approved a reduction to cancelled reserves from the Rainy Day Funds and COVID-19 designations and to transfers out to this fund center from FC 102 - Non-Departmental - Other Financing Uses.

At FY 2022-23 year end, the final Fund Balance Available (FBA) for Countywide Automation Replacement was \$630,635 higher than what had been estimated during FY 2023-24 budget development. As part of Final Budget adoption, the Board approved the allocation of these funds to the Countywide Automation Replacement Fund's Automation Replacement designation.

BUDGET AUGMENTATION REQUESTS ADOPTED

None requested.



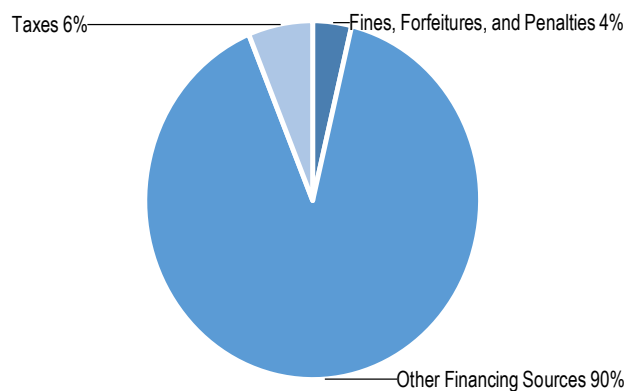
FC 277 — Debt Service

Debt Service accounts for the payment of interest and principal associated with the County’s long term debt, based upon the Board of Supervisors’ budget policies. Recommendations for debt financing of major projects are made by the County’s Debt Advisory Committee in accordance with the provisions laid out in the County’s Debt Management Policy. Debt service payments are funded with a variety of revenue sources as outlined below. Every attempt is made to provide for debt service payments through dedicated revenues that can be maintained over the life of the debt, before General Fund dollars are used. There are no County operations, programs, or services directly associated with this fund center.

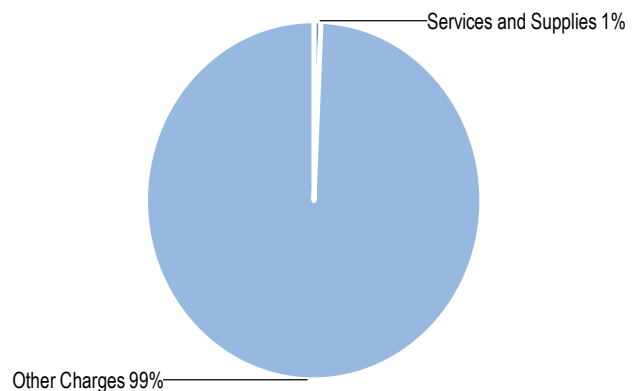
FINANCIAL SUMMARY

	FY 2022-23 Adopted	FY 2022-23 Actual	FY 2023-24 Recommended	FY 2023-24 Adopted	Change from FY 2022-23
Taxes	\$515,000	\$491,091	\$515,000	\$515,000	\$0
Fines, Forfeitures, and Penalties	\$309,812	\$309,809	\$307,694	\$307,694	\$(2,118)
Other Financing Sources	\$5,855,678	\$4,499,494	\$7,456,551	\$7,456,551	\$1,600,873
Total Revenue	\$6,680,490	\$5,300,394	\$8,279,245	\$8,279,245	\$1,598,755
Fund Balance Available	\$2	\$0	\$0	\$0	\$(2)
Total Financing Sources	\$6,680,492	\$5,300,394	\$8,279,245	\$8,279,245	\$1,598,753
Services and Supplies	\$51,000	\$42,500	\$56,750	\$56,750	\$5,750
Other Charges	\$6,629,492	\$5,299,846	\$8,222,495	\$8,222,495	\$1,593,003
Gross Expenditures	\$6,680,492	\$5,342,346	\$8,279,245	\$8,279,245	\$1,598,753
Total Financing Requirements	\$6,680,492	\$5,342,346	\$8,279,245	\$8,279,245	\$1,598,753

Source of Funds



Use of Funds



COUNTY ADMINISTRATOR’S COMMENTS AND RECOMMENDATIONS

The Debt Advisory Committee was established by the Board of Supervisors in FY 1991-92. In FY 2010-11, a comprehensive debt management policy was created and approved by the Board of Supervisors. In accordance with the policy, all new debt issuance is reviewed by the Debt Advisory Committee prior to being recommended to the Board of Supervisors.

The County’s goal is to keep the annual debt service paid for by the General Fund to 5% or less of the total General Fund operating budget (reference Performance Measure #1 of the Administrative Office for more details). Total FY 2023-24 debt payments made through this fund are increasing \$1.6 million or 24% compared to FY 2022-23 and total \$8.2 million. A new debt obligation was added for FY 2022-23 related to the Co-located Dispatch, Probation, and Cayucos Veterans Hall capital improvement projects. The County’s overall debt percentage remains under the County’s 5% target noted above.

The debt payments budgeted in this fund center are as follows:

Debt Issuance	Principal	Interest	Admin Fees	Total	Funding Source
Government Center (Katcho Building 2012 Refunding)	\$985,500	\$189,253	\$0	\$1,174,753	PFF-Gen Gov Funds: \$400,000 Tax Loss Reserve funds: \$500,000 General Fund: \$274,753
Paso Robles Courthouse	\$170,000	\$135,694	\$2,000	\$307,694	Courthouse Construction funds
Vineyard Drive interchange in North County (near Templeton)	\$200,000	\$144,400	\$2,000	\$346,400	Road Impact Fees collected in the Templeton area
California Infrastructure and Economic Development Bank (iBank) Loan for construction of the new Airport Terminal	\$143,636	\$193,774	\$0	\$337,410	Airports operating budget
California Energy Commission Loan	\$163,162	\$12,272	\$0	\$175,434	General Fund
Animal Services Facility	\$435,000	\$593,700	\$2,000	\$1,030,700	General Fund: \$474,068 Contribution from cities: \$556,632
Oceano Drainage	\$51,000	\$47,956	\$9,896	\$108,852	General Fund
Co-located Dispatch and Probation	\$1,272,518	\$3,226,167	\$2,000	\$4,500,685	General Fund: \$3,800,685 PFF Fire and Law Enforcement: \$700,000
Cayucos Veterans Hall	\$67,482	\$171,085	\$2,000	\$240,567	Parks Funds: \$240,567
Total	\$3,488,298	\$4,714,301	\$19,896	\$8,222,495	

In addition to the debt payments noted above, this budget also includes:

- \$5,750 for bond disclosure filing services
- \$36,000 for bond collateral assets

- \$15,000 for financial advising, which is required for agencies that issue nontaxable bonds

The County also issued Pension Obligation Bonds during FY 2004-05. The details can be found in Fund Center 392 - Pension Obligation Bonds.

BOARD ADOPTED CHANGES

None.

BUDGET AUGMENTATION REQUESTS ADOPTED

None requested.



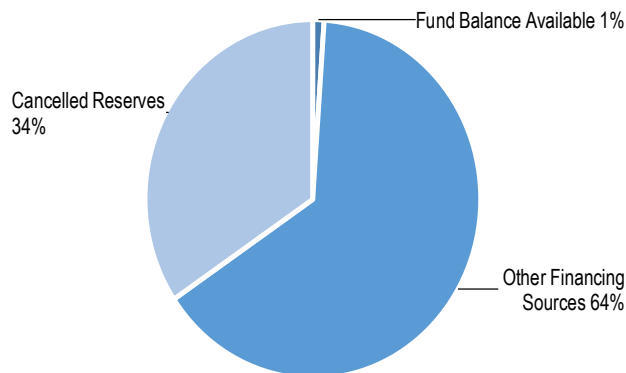
FC 267 — General Government Building Replacement

General Government Building Replacement holds funding which is intended to help pay for the replacement of the County’s general government buildings. General Government Building Replacement is a Special Revenue Fund outside the County General Fund and is funded primarily through depreciation charges to County departments. Building replacement funds are expended based on the needs identified in the County’s Facilities Master Plan. There are no County operations, programs, or services directly associated with this fund center.

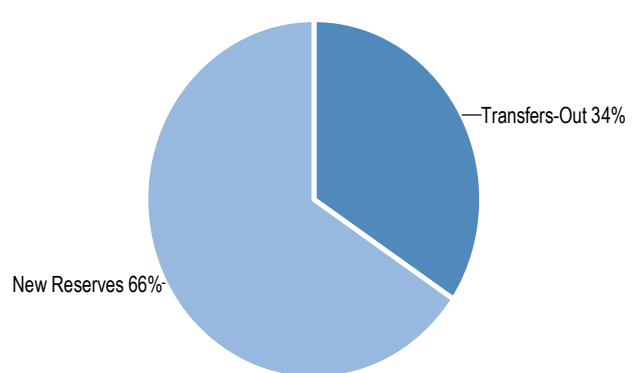
FINANCIAL SUMMARY

	FY 2022-23 Adopted	FY 2022-23 Actual	FY 2023-24 Recommended	FY 2023-24 Adopted	Change from FY 2022-23
Revenue from Use of Money & Property	\$0	\$577,504	\$0	\$0	\$0
Other Financing Sources	\$5,239,742	\$5,239,742	\$3,255,772	\$3,255,772	\$(1,983,970)
Total Revenue	\$5,239,742	\$5,817,246	\$3,255,772	\$3,255,772	\$(1,983,970)
Fund Balance Available	\$26,135	\$0	\$0	\$54,703	\$28,568
Cancelled Reserves	\$0	\$0	\$1,738,659	\$1,738,659	\$1,738,659
Total Financing Sources	\$5,265,877	\$5,817,246	\$4,994,431	\$5,049,134	\$(216,743)
Transfers-Out	\$0	\$1,696,654	\$1,738,659	\$1,738,659	\$1,738,659
Gross Expenditures	\$0	\$1,696,654	\$1,738,659	\$1,738,659	\$1,738,659
New Reserves	\$5,265,877	\$0	\$3,255,772	\$3,310,475	\$(1,955,402)
Total Financing Requirements	\$5,265,877	\$1,696,654	\$4,994,431	\$5,049,134	\$(216,743)

Source of Funds



Use of Funds



COUNTY ADMINISTRATOR’S COMMENTS AND RECOMMENDATIONS

This fund center supports the long-term commitment to strategic planning as identified in the five-year Capital Improvement Plan and the Countywide Facilities Master Plan. The funding for this fund center is based upon the annual depreciation of County buildings.

The depreciation schedule indicates that \$3.3 million should be placed into reserves to help fund replacement and new building projects. No reserves were canceled in FY 2022-23, mainly due to a planned delay in beginning a number of new larger facility capital projects, which would be brought before the Board as a separate item with an accompanying funding and financing plan. Staff continues to work on options for long term capital planning. The County has also intentionally set aside funding in this reserve to address a significant backlog of capital and maintenance projects. For FY 2023-24 it is recommended to cancel \$1.7 million for capital and maintenance projects.

BOARD ADOPTED CHANGES

At FY 2022-23 year end, the Fund Balance Available (FBA) for the General Government Building Replacement Fund was \$54,703 higher than what was estimated at the time of FY 2023-24 budget development. As part of the Final Budget adoption, the Board approved the addition of the excess FBA to the General Government Building Replacement designation.

BUDGET AUGMENTATION REQUESTS ADOPTED

None requested.



FC 103 — Non-Departmental Other Expenditures

Non-Departmental Other Expenditures provides funding for programs and other expenditures that are not directly related to any single County department.

SERVICE PROGRAMS

Non-Departmental Other Expenditures has a total expenditure level of \$603,217 to provide the following services:

Miscellaneous Expenditures

Provides funds for a variety of County projects and expenditures not specifically related to any single County department. No County staff are allocated to this budget.

Total Expenditures: \$465,274
General Fund Support: \$429,274

Deferred Compensation Plan

Provides the resources necessary for the daily operation of the County Deferred Compensation Plan.

Total Expenditures: \$68,000
General Fund Support: \$0

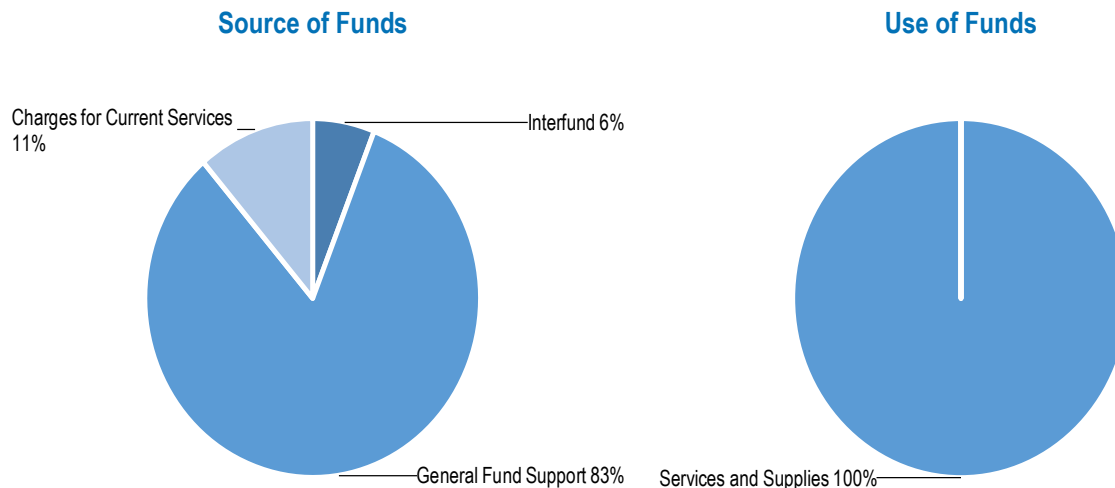
Organizational Effectiveness

Provides support for departments geared toward creating a high-performance, results-oriented County organization, including strategic planning, goal setting and performance measurement.

Total Expenditures: \$69,943
General Fund Support: \$69,943

FINANCIAL SUMMARY

	FY 2022-23 Adopted	FY 2022-23 Actual	FY 2023-24 Recommended	FY 2023-24 Adopted	Change from FY 2022-23
Charges for Current Services	\$80,000	\$54,655	\$68,000	\$68,000	\$(12,000)
Interfund	\$36,000	\$36,000	\$36,000	\$36,000	\$0
Total Revenue	\$116,000	\$90,655	\$104,000	\$104,000	\$(12,000)
Services and Supplies	\$608,770	\$501,104	\$603,217	\$603,217	\$(5,553)
Gross Expenditures	\$608,770	\$501,104	\$603,217	\$603,217	\$(5,553)
General Fund Support	\$492,770	\$410,450	\$499,217	\$499,217	\$6,447



COUNTY ADMINISTRATOR’S COMMENTS AND RECOMMENDATIONS

The level of General Fund support for this fund center is recommended to increase \$6,447 or 1% compared to the FY 2022-23 Adopted Budget. The services provided through the expenditure of these funds are not specific to the operations of any one department but rather are a benefit to the entire County.

Revenue, which partially offsets the cost of the Deferred Compensation program and the Federal Lobbyist, is recommended to decrease by \$12,000 or 15% due to a decrease in reimbursement revenue for the administration of the Deferred Compensation program, resulting from decreased expenditures. As in prior years, Fund Center 405 – Public Works Internal Service Fund will reimburse this budget for half of the cost of the County’s Federal lobbyist contract.

Expenditures are recommended to decrease by \$5,553 or 1%. This is due to a \$12,000 decrease in Deferred Compensation program expenditures and a slight \$557 decrease in LAFCO charges, which is offset by reimbursement revenue, a \$2,160 increase in both State and Federal Lobbyist expenditures, and a \$2,684 increase in CSAC membership charges.

The following table provides a summary of recommended expenditures in this budget compared to FY 2022-23 adopted amounts.

Expenditure Item	2022-23 Adopted	2023-24 Recommended	\$ Diff	% Diff
AGP Video	40,000	40,000	-	0%
CSAC Membership	53,000	55,684	2,684	5%
Deferred Comp Administration- Administrative Fee	40,000	32,000	(8,000)	-20%
Deferred Comp Administration- Sageview consulting	25,000	25,000	-	0%
Deferred Comp Administration- Committee training	15,000	11,000	(4,000)	-27%
Federal Lobbyist	72,000	74,160	2,160	3%
Local Agency Formation Commission (LAFCO)	207,827	207,270	(557)	0%
Rural County Representatives of California (RCRC)	14,000	14,000	-	0%
State Lobbyist	72,000	74,160	2,160	3%
Organizational Development Projects	69,943	69,943	-	0%
Total	\$608,770	603,217	(5,553)	-1%

BOARD ADOPTED CHANGES

None.

BUDGET AUGMENTATION REQUESTS ADOPTED

None requested.



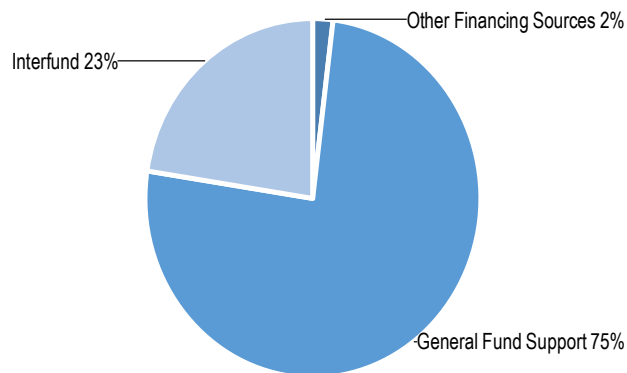
FC 102 — Non-Departmental - Other Financing Uses

Non-Departmental Other Financing Uses provides General Fund support to fund centers outside of the General Fund to help finance their operations. This fund center is also the receiving budget for overhead charged to County departments. There are no County operations, programs, or services directly associated with this fund center.

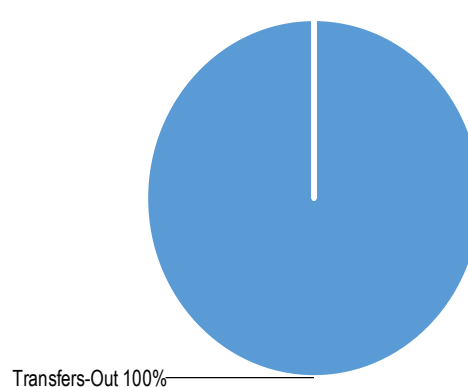
FINANCIAL SUMMARY

	FY 2022-23 Adopted	FY 2022-23 Actual	FY 2023-24 Recommended	FY 2023-24 Adopted	Change from FY 2022-23
Charges for Current Services	\$0	\$17,959	\$0	\$0	\$0
Interfund	\$3,632,204	\$3,469,932	\$3,954,565	\$3,954,565	\$322,361
Other Financing Sources	\$410,968	\$1,694,025	\$337,410	\$337,410	\$(73,558)
Total Revenue	\$4,043,172	\$5,181,915	\$4,291,975	\$4,291,975	\$248,803
Services and Supplies	\$0	\$1,030,942	\$0	\$0	\$0
Transfers-Out	\$33,474,432	\$44,474,736	\$37,401,520	\$35,590,475	\$2,116,043
Gross Expenditures	\$33,474,432	\$45,505,678	\$37,401,520	\$35,590,475	\$2,116,043
Less Intrafund Transfers	\$(16,375,334)	\$(16,517,085)	\$(18,081,026)	\$(18,081,026)	\$(1,705,692)
Net Expenditures	\$17,099,098	\$28,988,593	\$19,320,494	\$17,509,449	\$410,351
General Fund Support	\$13,055,926	\$23,806,678	\$15,028,519	\$13,217,474	\$161,548

Source of Funds



Use of Funds



COUNTY ADMINISTRATOR'S COMMENTS AND RECOMMENDATIONS

This fund center contains all of the recommended General Fund contributions to other funds and all countywide overhead charges paid by various County departments and agencies. Additionally, this fund center serves as a "clearing house" for charges between the General Fund

and non-General Fund departments. General Fund contributions to other funds make up the largest portion of this budget and are discussed below. Other revenues and expenditures in this fund center represent pass throughs between other funds.

Summary of General Fund Contributions to Other Funds

The recommended General Fund contribution to other funds is \$36.4 million, reflecting an increase of \$2.9 million or 9% more than compared to FY 2022-23 adopted levels. This increase is largely due to Board directed contributions to fund center 290 for homeless services, and due to \$6.0 million transfer of one-time COVID-19 designation funds to the Countywide Automation Replacement fund for upcoming software replacement projects. Following is a summary of the recommended General Fund contributions to other funds in FY 2023-24:

Fund Center	FY 2022-23 Adopted	FY 2023-24 Recommended	Percent Change
Fund Center 230 - Capital Projects	\$5,776,742	\$6,554,129	13%
Fund Center 245 - Roads	\$6,329,057	\$6,328,076	0%
Fund Center 266 - Countywide Automation Replacement	\$5,183,410	\$9,188,954	77%
Fund Center 267 - General Government Building Replacement	\$5,239,742	\$3,255,772	-38%
Fund Center 277 - Debt Service	\$2,468,845	\$5,527,532	124%
Fund Center 290 - Community Development	\$38,555	\$3,426,725	8788%
Fund Center 335 - Public Works Solid Waste Management	\$1,275,928	\$699,904	-45%
Fund Center 377 - Library	\$620,885	\$1,402,258	126%
Fund Center 408 - Workers Comp Self-Insurance	\$2,900,000	\$0	-100%
Fund Center 409 - Liability Self-Insurance	\$3,600,000	\$0	-100%
Fund Center 427 - Golf	\$12,500	\$11,892	-5%
Outside Funds - ARPA	\$28,768	\$28,768	0%
Total	\$33,474,432	\$36,424,010	9%

- The General Fund contribution to Fund Center 230- Capital Projects provides funding for improvements to County facilities. The Capital Project expenses in FY 2023-24 are recommended to be funded with a combination of General Fund contribution and General Government Replacement reserves.
- The General Fund contribution to Fund Center 245- Roads is for the pavement management program and various roads projects. The FY 2023-24 recommended General Fund contribution to the pavement management program fulfills the County’s obligation under the Senate Bill (SB) 1 - Road Repair and Accountability Act of 2017 Maintenance of Effort (MOE), in order to receive State funding for local road and transportation infrastructure repair. In addition to the MOE amount, the General Fund contribution provided to Roads in FY 2023-24 also is intended to fund the debt service on the Oceano Drainage project.
- The General Fund contribution to Fund Center 266- Countywide Automation Replacement is based on the depreciation of the County’s existing systems and is used to help fund new and replacement automation equipment, systems, and programs. It is also recommended to transfer \$6.0 million of one-time COVID-19 designation funds to the Countywide Automation Replacement fund for upcoming software replacement projects.

- The General Fund contribution to Fund Center 267- General Government Building Replacement is based on the depreciation of the County’s existing facilities and is used to help offset the costs of new and replacement buildings.
- The General Fund contribution to Fund Center 277- Debt Service funds a portion of the debt service for the County Government Center building located within the City of San Luis Obispo, and for the payment of debt service for the Co-located Dispatch, Probation, and Cayucos Veterans Hall, as well as some administrative costs associated with various debt issuances. The amount included in the table above also funds the repayment of debt on the new airport terminal (though these costs are offset by Airport revenues, with no impact to the General Fund).
- The General Fund contribution to Fund Center 290- Community Development includes funding for the Housing Trust. A new contribution is included for the Homeless Services division as directed by the Board in FY 2022-23.
- The General Fund contribution to Fund Center 335- Public Works Solid Waste Management includes funding for mandated programs related to solid waste management not covered by tipping fees
- The General Fund contribution to Fund Center 377- Library is to pay for the Library Director position, as required by statute, as well as to cover other Library expenses.
- There is no General Fund contribution recommended in FY 2023-24 for fund center 408 workers compensation and fund center 409 liability self-insurance programs, as increases are distributed through internal service fund charges.
- The General Fund contribution to Fund Center 427- Golf is intended to fund efforts to market County golf courses to increase use of those facilities.
- There is also a small contribution of American Rescue Plan Act (ARPA) funding for the Restoration of Governmental Services plan.

For more information regarding the services and financial status of the funds noted above, please reference the specific fund centers.

Countywide Overhead Charges

Annually, the Board of Supervisors adopts the “Cost Plan,” which allocates the costs of the central servicing departments (Human Resources, Administrative Office, Central Services, County Counsel, and Auditor-Controller-Treasurer-Tax Collector-Public Administrator) as well as depreciation charges to departments and outside agencies that receive the services. This portion of the budget reflects all of the countywide overhead charges paid by various County departments and other agencies.

BOARD ADOPTED CHANGES

As part of the Supplemental Budget the Board approved a request to reduce the transfer from the Rainy Day Funds and COVID-19 designations to the Automation Replacement designation by \$2,400,000. This action reduced the expenditures in this budget by \$2,400,000.

At FY 2022-23 year end, the final Fund Balance Available (FBA) for the General Fund was \$6,906,817 higher than what had been estimated during the FY 2023-24 budget development. Of the additional unanticipated FBA, the Board appropriated \$543,958 to FC 290 – Social Services – Homeless Services and Affordable Housing to transfer Board approved funding for homeless projects originally budgeted in FC 180 – Social Services – Administration in FY 2022-23. In

Addition, \$44,997 was allocated to FC 230 – Capital Projects to implement a technical correction to carry out the Board’s prior action taken March 7, 2023, with the Second Quarter Financial Report to transfer funds from a storm water pollution prevention maintenance project to the Shandon Project Pool Discharge Capital Project.

BUDGET AUGMENTATION REQUESTS ADOPTED

None requested.



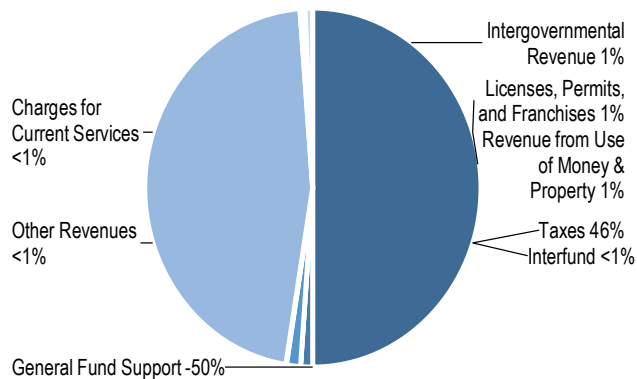
FC 101 — Non-Departmental Revenue

This fund center acts as the receiving budget for all general purpose revenues such as property and sales taxes, license and permit revenue, and some State and Federal aid that are not directly attributable to any single department's activities. Non-departmental revenues are used to fund the General Fund support for departments in the General Fund. There are no County operations, programs, or services directly associated with this fund center.

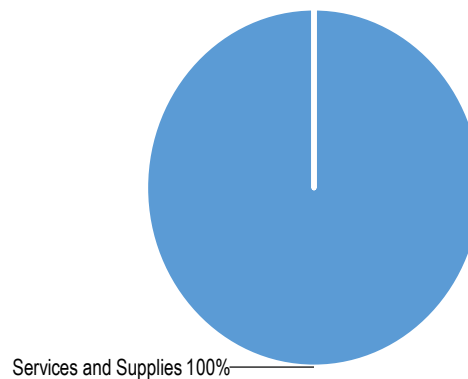
FINANCIAL SUMMARY

	FY 2022-23 Adopted	FY 2022-23 Actual	FY 2023-24 Recommended	FY 2023-24 Adopted	Change from FY 2022-23
Taxes	\$235,742,578	\$244,970,750	\$253,851,169	\$253,851,169	\$18,108,591
Licenses, Permits, and Franchises	\$3,845,198	\$4,281,873	\$4,037,458	\$4,037,458	\$192,260
Revenue from Use of Money & Property	\$2,271,178	\$5,720,979	\$7,350,000	\$7,350,000	\$5,078,822
Intergovernmental Revenue	\$12,350,380	\$22,704,841	\$6,649,067	\$6,326,561	\$(6,023,819)
Charges for Current Services	\$2,617,317	\$2,876,946	\$2,678,056	\$2,678,056	\$60,739
Other Revenues	\$1,205	\$148,114	\$61,205	\$61,205	\$60,000
Interfund	\$293,550	\$301,245	\$299,421	\$299,421	\$5,871
Total Revenue	\$257,121,406	\$281,004,749	\$274,926,376	\$274,603,870	\$17,482,464
Services and Supplies	\$5	\$4	\$5	\$5	\$0
Gross Expenditures	\$5	\$4	\$5	\$5	\$0
General Fund Support	\$(257,121,401)	\$(281,004,745)	\$(274,926,371)	\$(274,603,865)	\$(17,482,464)

Source of Funds



Use of Funds



COUNTY ADMINISTRATOR’S COMMENTS AND RECOMMENDATIONS

This fund center receives all of the General Fund revenues not directly attributable to any single department’s operation (commonly referred to as discretionary revenue or non-departmental revenue). Overall, non-departmental revenue is recommended at \$274.9 million, which is an increase of approximately \$17.8 million or 7% higher than the FY 2022-23 adopted amount of \$257.1 million. In total, there are over 40 sources of revenue for this fund center. The most significant are noted below:

- Current and Secured Property Tax is budgeted at \$153.9 million, which is an increase of \$11.2 million or 8% compared to FY 2022-23 adopted levels. Housing sales and prices have continued to increase, reflecting a market that continues to trend upward.
- Current and Unsecured Property Tax for items such as vessels, airplanes, and farm equipment is budgeted at \$4.9 million, which is \$314,372 or 7% higher than FY 2022-23 adopted levels.
- Property Tax in Lieu of Vehicle License Fee (VLF) revenue is budgeted at \$47.5 million, which is \$3.0 million or 7% higher than FY 2022-23 adopted levels. This revenue source is part of the “VLF Swap” whereby counties receive additional property tax from the State in lieu of VLF revenue.
- Transient Occupancy Tax (TOT) (commonly referred to as the bed tax charged on lodging businesses) is budgeted at \$18.4 million, which is \$2.4 million or 15% higher than FY 2022-23 adopted levels.
- Unitary Taxes (the Property Taxes on utilities such as power plants as well as pipelines throughout the County) are budgeted at \$4.4 million, which is consistent with the FY 2022-23 adopted levels.
- Sales and Use Taxes are budgeted at \$16.5 million, which is \$1 million or 6% over FY 2022-23 adopted levels.
- Property Transfer Tax is budgeted at \$4.1 million, which is \$80,000 or 2% higher than FY 2022-23 adopted levels. As the local housing market improves, the volume of the Property Transfer Tax filings increases and yields more revenue for the General Fund.
- Supplemental Secured Property Taxes are budgeted at \$2.3 million, which is \$90,230 or 4% higher than FY 2022-23 adopted levels.

BOARD ADOPTED CHANGES

At FY 2022-23 year end, the Final Budget Balance Available (FBA) for the General Fund was \$6,906,817 higher than what had been estimated during the FY 2023-24 budget development. However, shortly after the books closed the Auditor-Controller-Treasurer-Tax Collector’s Office identified \$322,506 was incorrectly pulled from Trust Fund 5920000000-LHWT Mental Health and allocated to the General Fund in FY 2022-23. As Final Budget actions, the Board reduced the amount of revenue in this fund center in order to make this correction.

BUDGET AUGMENTATION REQUESTS ADOPTED

None requested.



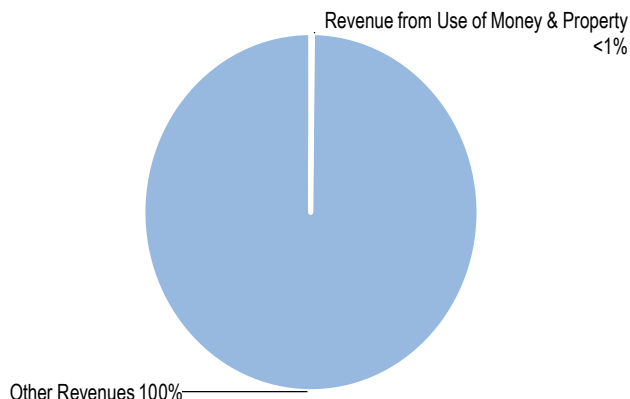
FC 413 — Other Post Employment Benefits

Other Post Employment Benefits (OPEB) accounts for the payment of retiree health benefits. Funding for payments related to Other Post Employment Benefits comes from payroll charges to departments which are transferred into this fund center before payments are made. There are no County operations, programs, or services directly associated with this fund center.

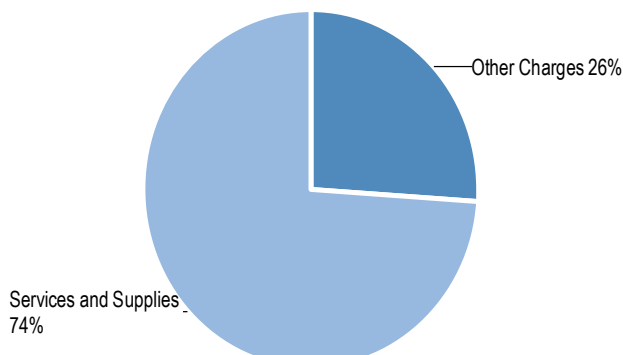
FINANCIAL SUMMARY

	FY 2022-23 Adopted	FY 2022-23 Actual	FY 2023-24 Recommended	FY 2023-24 Adopted	Change from FY 2022-23
Revenue from Use of Money & Property	\$2,000	\$3,875	\$5,000	\$5,000	\$3,000
Other Revenues	\$2,700,000	\$2,554,164	\$2,600,000	\$2,600,000	\$(100,000)
Total Revenue	\$2,702,000	\$2,558,039	\$2,605,000	\$2,605,000	\$(97,000)
Total Financing Sources	\$2,702,000	\$2,558,039	\$2,605,000	\$2,605,000	\$(97,000)
Services and Supplies	\$1,875,100	\$1,885,691	\$1,925,100	\$1,925,100	\$50,000
Other Charges	\$826,900	\$760,000	\$679,900	\$679,900	\$(147,000)
Gross Expenditures	\$2,702,000	\$2,645,691	\$2,605,000	\$2,605,000	\$(97,000)
Total Financing Requirements	\$2,702,000	\$2,645,691	\$2,605,000	\$2,605,000	\$(97,000)

Source of Funds



Use of Funds



COUNTY ADMINISTRATOR'S COMMENTS AND RECOMMENDATIONS

During FY 2006-07, accounting changes required local governments to account for the cost of health care benefits promised to employees who would be retiring over the next 30 years. Beginning in FY 2007-08, the County began to set aside funds to pay for these future expenses.

Departments are charged via payroll costs in order to fund this liability. The total amount to be set aside for FY 2023-24 is \$2.6 million, which is \$97,000 less than what was set aside in FY 2022-23. For FY 2023-24, the change per Full Time Equivalent (FTE) position is recommended at \$975.

BOARD ADOPTED CHANGES

None.

BUDGET AUGMENTATION REQUESTS ADOPTED

None requested.



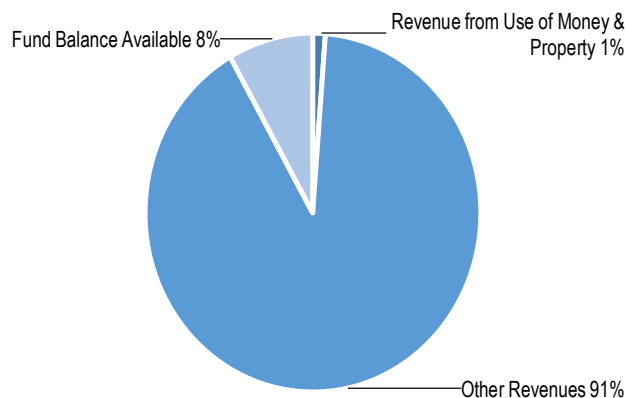
FC 392 — Pension Obligation Bonds

Pension Obligation Bonds (POBs) accounts for debt service payments towards bonds that have been issued to help cover unfunded pension costs. Funding for debt service payments comes from payroll charges to County departments and other organizations that participate in the County’s pension plan. There are no County operations, programs, or services directly associated with this fund center.

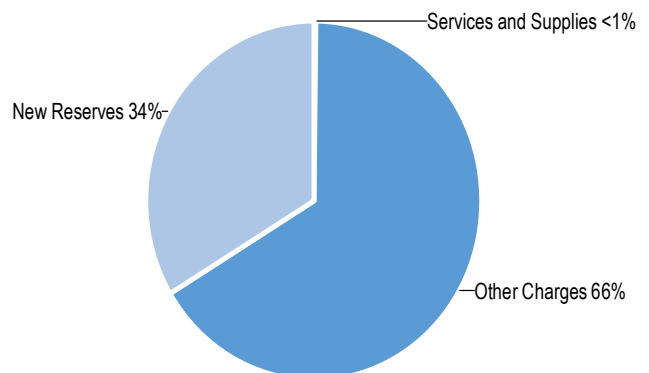
FINANCIAL SUMMARY

	FY 2022-23 Adopted	FY 2022-23 Actual	FY 2023-24 Recommended	FY 2023-24 Adopted	Change from FY 2022-23
Revenue from Use of Money & Property	\$55,000	\$311,279	\$200,000	\$200,000	\$145,000
Other Revenues	\$13,575,000	\$14,660,988	\$14,860,000	\$14,860,000	\$1,285,000
Total Revenue	\$13,630,000	\$14,972,267	\$15,060,000	\$15,060,000	\$1,430,000
Fund Balance Available	\$471,871	\$0	\$915,000	\$1,342,368	\$870,497
Total Financing Sources	\$14,101,871	\$14,972,267	\$15,975,000	\$16,402,368	\$2,300,497
Services and Supplies	\$30,000	\$30,000	\$30,000	\$30,000	\$0
Other Charges	\$10,227,200	\$10,227,099	\$10,852,200	\$10,852,200	\$625,000
Gross Expenditures	\$10,257,200	\$10,257,099	\$10,882,200	\$10,882,200	\$625,000
New Reserves	\$3,844,671	\$0	\$5,092,800	\$5,520,168	\$1,675,497
Total Financing Requirements	\$14,101,871	\$10,257,099	\$15,975,000	\$16,402,368	\$2,300,497

Source of Funds



Use of Funds



COUNTY ADMINISTRATOR’S COMMENTS AND RECOMMENDATIONS

This fund center reflects the debt service payment for Pension Obligation Bonds (POBs). The Board of Supervisors approved the use of \$137 million of POBs in FY 2004-05 to address unfunded pension liability costs. The bonds were amortized over a 30-year period and create an annual savings of over \$1 million (compared to what would have otherwise been paid). The bonds are paid by charging each department a percentage of payroll.

A portion of this debt was issued at a variable rate and during FY 2009-10 the lock period on the rate expired and the rate was set to increase. In order to avoid significant cost increases, these variable rate bonds were refinanced with fixed rate securities. The fixed rate is higher than the original rate issued, but not nearly as high as what the variable rate increase would have been. As a result, this annual debt payment increased by about \$700,000 per year beginning with FY 2010-11, but the refinance avoided an additional increase of approximately \$1.5 million per year.

For FY 2023-24, it is anticipated that \$14.0 million will be collected from County departments and others to pay the debt service. Collections are derived not only from charges to County departments, but also from the San Luis Obispo Superior Courts, the Air Pollution Control District (APCD), and the Local Agency Formation Commission (LAFCO), as those agencies are participants in the County retirement system. Finally, there is also interest that accrues. The contributions are as follows:

Contributing Agencies	Contribution Amount
County Departments	\$14,000,000
San Luis Obispo Superior Courts	\$700,000
LAFCO/APCD	\$160,000
Interest	\$200,000
TOTAL	\$15,060,000

In FY 2013-14, \$1 million was set aside in a reserve to accumulate funding to assist in paying pension debt in the year 2020. In FY 2015-16, an additional \$1 million was set aside in a reserve to assist in paying pension debt in the year 2020 (note that these additions to the reserve are not shown in this fund center, as this fund center is only used to track charges to departments to pay annual POB debt service). When the Board adopted by FY 2017-18 Final budget in September 2017, \$2 million of General Fund Fund Balance Available (FBA) from FY 2016-17 was allocated to the POB Repayment designation to pay down pension debt.

In April 2018, the Board approved a budget adjustment to fully fund the early payoff of a portion of the POBs which were due in September 2019. The early payoff of the POBs reduced the interest on the bonds and is saved the County approximately \$1 million annually.

BOARD ADOPTED CHANGES

At FY 2022-23 year end, Fund Balance Available (FBA) for the Pension Obligation Bond Fund was \$427,368 higher than what had been estimated during the FY 2023-24 budget development. As part of the Final Budget adoption, the Board approved the addition of this excess FBA to the Pension Obligation Bond designation.

BUDGET AUGMENTATION REQUESTS ADOPTED

None requested.



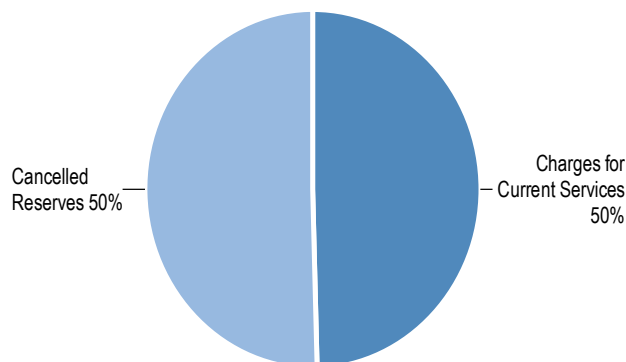
FC 247 — Public Facility Fees

Public Facility Fees (PFFs) provides funding to finance new public facilities and improvements to facilities for fire, law enforcement, libraries, parks and general government in order to reduce the impacts caused by new development projects within the unincorporated area of the county. Public Facility Fees is a Special Revenue Fund outside the County General Fund and is funded by development impact fees.

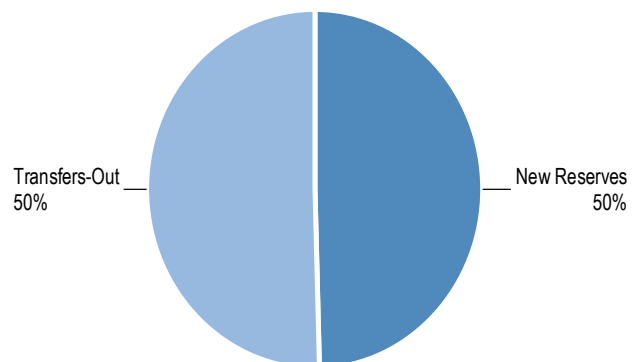
FINANCIAL SUMMARY

	FY 2022-23 Adopted	FY 2022-23 Actual	FY 2023-24 Recommended	FY 2023-24 Adopted	Change from FY 2022-23
Revenue from Use of Money & Property	\$0	\$270,129	\$0	\$0	\$0
Charges for Current Services	\$1,064,681	\$1,520,255	\$1,880,063	\$1,880,063	\$815,382
Total Revenue	\$1,064,681	\$1,790,384	\$1,880,063	\$1,880,063	\$815,382
Cancelled Reserves	\$2,500,000	\$0	\$1,913,201	\$1,913,201	\$(586,799)
Total Financing Sources	\$3,564,681	\$1,790,384	\$3,793,264	\$3,793,264	\$228,583
Transfers-Out	\$2,500,000	\$4,005,004	\$1,913,201	\$1,913,201	\$(586,799)
Gross Expenditures	\$2,500,000	\$4,005,004	\$1,913,201	\$1,913,201	\$(586,799)
New Reserves	\$1,064,681	\$0	\$1,880,063	\$1,880,063	\$815,382
Total Financing Requirements	\$3,564,681	\$4,005,004	\$3,793,264	\$3,793,264	\$228,583

Source of Funds



Use of Funds



COUNTY ADMINISTRATOR’S COMMENTS AND RECOMMENDATIONS

This fund center tracks the revenues and expenditures associated with Public Facility Fees (PFFs). The Board of Supervisors established the PFF program in 1991 to ensure that new development projects contribute to the cost of providing public facilities and services. Library fees were established in 1996. Since that time, PFFs have contributed to the development of a number of County facilities.

Total financing sources for the PFF budget are recommended to be \$1.9 million, which is an increase of \$800 thousand or 77% more compared to the FY 2022-23 adopted level. For FY 2023-24, recommended financing sources include new revenues expected to be received. Financing sources include the use of funds in the PFF General Government designation to pay a portion of the debt service on the New Government Center, the use of funds in the PFF Fire and PFF Law Enforcement for the debt service on a new Co-located Dispatch facility, and PFF Library for the expansion project at the Arroyo Grande Library.

PFF revenues earned in each category vary based upon the type of development and the fee structure established for each category. The FY 2023-24 recommended revenues are based on PFF receipts in the first half of FY 2022-23. Actual revenues received during FY 2022-23 will be based upon the number and types of development permits received during the year. Recommended revenue by PFF category are as follows:

General Government: Recommended revenue is \$393,308, which is an increase of \$182,120 or 86% more compared to the FY 2022-23 adopted level. All General Government PFF revenue is recommended to be added to reserves.

Fire: Recommended revenue is \$645,760, which is an increase of \$282,894 or 78% more compared to the FY 2022-23 adopted level. All Fire PFF revenue is recommended to be added to reserves.

Law Enforcement: Recommended revenue is \$239,134, which is an increase of \$128,638 or 116% more compared to the FY 2022-23 adopted level. All Law Enforcement PFF revenue is recommended to be added to reserves.

Library: Recommended revenue is \$171,532, which is an increase of \$65,725 or 62% more compared to the FY 2022-23 adopted level. All Library PFF revenue is recommended to be added to reserves.

Parks: Recommended revenue is \$430,329, which is an increase of \$156,005 or 56% more compared to the FY 2022-23 adopted level. All Parks PFF revenue is recommended to be added to reserves.

BOARD ADOPTED CHANGES

None.

BUDGET AUGMENTATION REQUESTS ADOPTED

None requested.



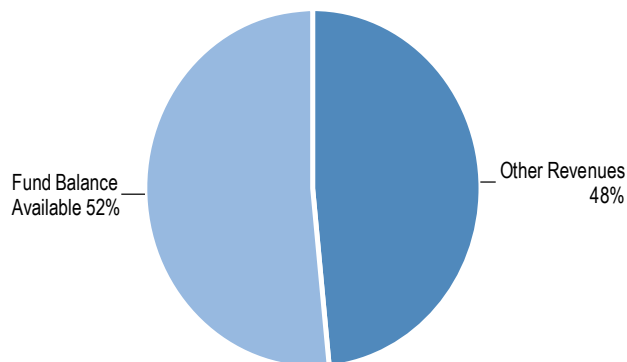
FC 268 — Tax Reduction Reserve

The Tax Reduction Reserve holds funding which is intended to offset potential losses of property tax revenue related to the depreciation of the Diablo Canyon Power Plant. The Tax Reduction Reserve is a Special Revenue Fund outside the County General Fund and is primarily funded with periodic contributions from the General Fund. There are no County operations, programs, or services directly associated with this fund center.

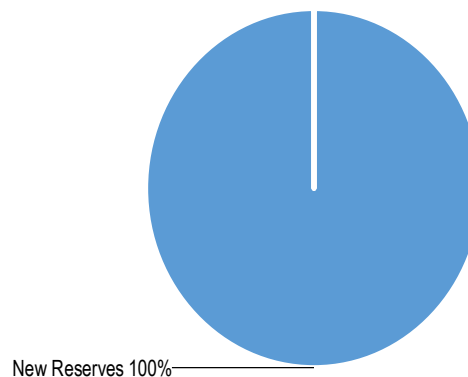
FINANCIAL SUMMARY

	FY 2022-23 Adopted	FY 2022-23 Actual	FY 2023-24 Recommended	FY 2023-24 Adopted	Change from FY 2022-23
Revenue from Use of Money & Property	\$0	\$351,723	\$0	\$0	\$0
Other Revenues	\$1,514,975	\$1,514,975	\$1,514,975	\$1,514,975	\$0
Other Financing Sources	\$0	\$203,825	\$0	\$0	\$0
Total Revenue	\$1,514,975	\$2,070,523	\$1,514,975	\$1,514,975	\$0
Fund Balance Available	\$724,513	\$0	\$1,024,966	\$1,613,075	\$888,562
Cancelled Reserves	\$191,140	\$0	\$0	\$0	\$(191,140)
Total Financing Sources	\$2,430,628	\$2,070,523	\$2,539,941	\$3,128,050	\$697,422
Transfers-Out	\$191,140	\$1,440,350	\$0	\$0	\$(191,140)
Gross Expenditures	\$191,140	\$1,440,350	\$0	\$0	\$(191,140)
New Reserves	\$2,239,488	\$0	\$2,539,941	\$3,128,050	\$888,562
Total Financing Requirements	\$2,430,628	\$1,440,350	\$2,539,941	\$3,128,050	\$697,422

Source of Funds



Use of Funds



COUNTY ADMINISTRATOR’S COMMENTS AND RECOMMENDATIONS

This fund was established in 1998, when changes were made to the depreciation method for the Diablo Canyon Power Plant, which resulted in lower property tax revenue for the County. In order to help offset this change in methodology, the County was allocated additional funds. These funds were placed into the Tax Reduction Reserve for future use. The intention was to use this reserve to help balance the budget during economic downturns. During the Great Recession, several million dollars of Tax Reduction Reserve funds were used between FY 2009-10 and FY 2011-12 as a short-term budget balancing solution.

In FY 2018-19, a new designation was created in the Tax Reduction Reserve fund to hold Senate Bill (SB) 1090 funding that is intended to offset a portion of the unitary tax revenue losses incurred by the General Fund due to the closure of Diablo Canyon Power Plant (DCPP). For FY 2023-24 it is estimated the County will receive \$1,514,975 in Senate Bill 1090 funds for the Tax Reduction Reserve.

BOARD ADOPTED CHANGES

At FY 2022-23 year end, the Fund Balance Available (FBA) for the Tax Reduction Reserve Fund was \$588,109 higher than what was estimated at the time of they FY 2023-24 budget development. As part of the Final Budget adoption, the Board approved the addition of the excess FBA to the Tax Reduction Reserve Designation.

BUDGET AUGMENTATION REQUESTS ADOPTED

None requested.

(This page intentionally left blank)

Capital and Maintenance

The Capital and Maintenance Projects Service Group includes those budgets that provide for expenditures needed to construct, improve, or repair County buildings, structures, and facilities.

Budgets in the Capital & Maintenance Service Group include: Capital Projects, and Maintenance Projects.

SERVICE GROUP BUDGET AT A GLANCE

	FY 2023-24 Adopted	Change from FY 2022-23 Adopted	% Change
Expenditures	\$14,892,118	\$5,822,520	64%
Revenue	\$11,211,118	\$4,197,369	60%
General Fund Support	\$3,681,000	\$1,625,151	79%
Staffing Levels	0.00 FTE	0.00 FTE	0%



FC 230 — Capital Projects

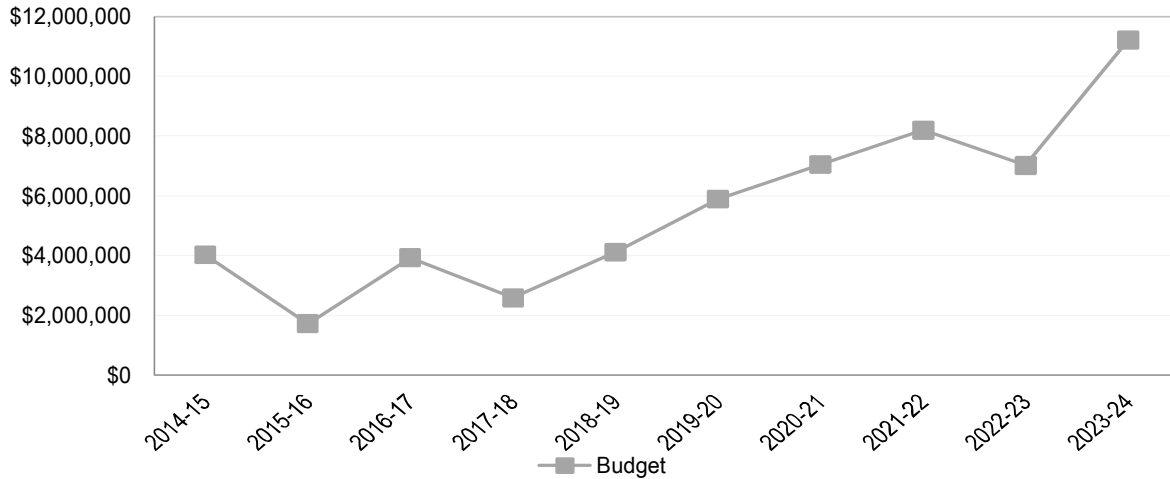
John Diodati - Public Works Director

Capital Projects provides funding for the planning and construction of County facility capital projects.

BUDGET AT A GLANCE

	FY 2023-24 Adopted	Change from FY 2022-23 Adopted	% Change
Expenditures	\$11,211,118	\$4,197,369	60%
Revenue	\$11,211,118	\$4,197,369	60%
Staffing Levels	0.00 FTE	0.00 FTE	0%

Ten Year Budget History



SERVICE PROGRAMS

The Capital Projects budget has a total expenditure level of \$11,211,118 to provide the following services:

Capital Projects

This service program provides funding for capital projects in accordance with established policies. Facility capital projects are identified through long-range conceptual plans, annual department project requests, the Facility Condition Assessment program, and examinations of energy use and costs. Projects range from remodeling or expanding existing facilities, developing new facilities, addressing department requests related to service enhancement, replacing facility systems (e.g., roofs or mechanical equipment), as well as increasing energy efficiency and/or the resiliency of a facility by installing solar photovoltaic or battery energy storage systems.

Total Expenditures: \$11,211,118

General Fund: \$4,542,923

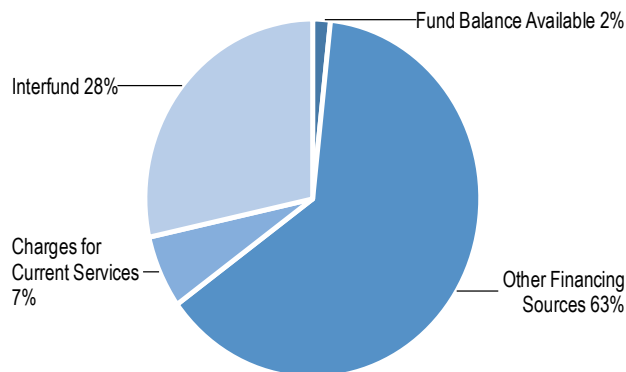
Total Staffing (FTE): *

* Staffing is reflected in Fund Center 405 – Public Works

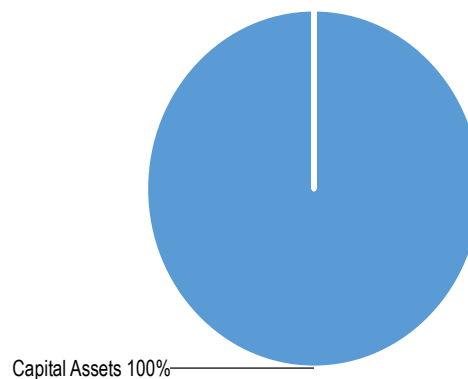
FINANCIAL SUMMARY

	FY 2022-23 Adopted	FY 2022-23 Actual	FY 2023-24 Recommended	FY 2023-24 Adopted	Change from FY 2022-23
Revenue from Use of Money & Property	\$0	\$235,708	\$0	\$0	\$0
Intergovernmental Revenue	\$0	\$2,292,843	\$0	\$0	\$0
Charges for Current Services	\$392,449	\$566,074	\$738,416	\$738,416	\$345,967
Other Revenues	\$0	\$124,863	\$0	\$0	\$0
Interfund	\$122,000	\$1,564,151	\$3,187,204	\$3,187,204	\$3,065,204
Other Financing Sources	\$6,376,742	\$9,351,644	\$7,049,785	\$7,094,783	\$718,041
Total Revenue	\$6,891,191	\$14,135,283	\$10,975,405	\$11,020,403	\$4,129,212
Fund Balance Available	\$122,558	\$0	\$0	\$190,715	\$68,157
Total Financing Sources	\$7,013,749	\$14,135,283	\$10,975,405	\$11,211,118	\$4,197,369
Other Charges	\$0	\$704,769	\$0	\$0	\$0
Capital Assets	\$7,013,749	\$13,180,651	\$10,975,405	\$11,211,118	\$4,197,369
Transfers-Out	\$0	\$203,825	\$0	\$0	\$0
Gross Expenditures	\$7,013,749	\$14,089,245	\$10,975,405	\$11,211,118	\$4,197,369
Less Intrafund Transfers	\$0	\$(13,358,031)	\$0	\$0	\$0
Net Expenditures	\$7,013,749	\$731,215	\$10,975,405	\$11,211,118	\$4,197,369
Total Financing Requirements	\$7,013,749	\$731,215	\$10,975,405	\$11,211,118	\$4,197,369

Source of Funds



Use of Funds



COUNTY ADMINISTRATOR’S COMMENTS AND RECOMMENDATIONS

Capital project recommendations are based upon the guidance contained in the Board of Supervisors’ budget policies. Board policy directs staff to prioritize projects based upon a set of criteria. For example, projects that are legally mandated or necessary to improve health and safety conditions receive the highest priority. Some capital projects have funding sources,

occasionally in the form of grants or other funding, that may become available during the fiscal year. These projects are often evaluated outside of the annual budget cycle and funded mid-year, pending approval by the Board of Supervisors.

The Capital Projects budget contains financing for major one-time projects such as acquisition of land and buildings, construction of buildings and structures, and significant improvements to facilities. Other capital expenditures, which may include infrastructure and the purchase of vehicles, equipment, or technology projects, are contained in the following budgets:

- Fund Center 245 – Roads: Transportation infrastructure projects such as roads, bridges and traffic improvements.
- Fund Center 305 – Parks: Recreational improvements and equipment.
- Fund Center 427 – Golf
- Fund Center 425 – Airports: Airport structure and pavement improvements.
- Fund Center 407 – Fleet Services: Vehicle replacements.
- Fund Center 266 – Countywide Automation Replacement: Projects to support technology-related activities.
- Special Districts Budget: Infrastructure projects such as water, wastewater, and flood control systems.

There are two primary processes used to identify projects. The first is the Facilities Condition Assessment (FCA) Process. This process involves the evaluation of all County-owned buildings on a five-year rolling basis to identify and prioritize structural or maintenance issues. The goal of the FCA process is to provide accurate and objective information about the condition of facilities and their components. Each component is assessed and rated according to the expected useful life remaining, how critical the issue is, the estimated cost of repair, and when it should be repaired or replaced in order to avoid further deterioration of equipment and structural failure. The purpose of the FCA process is not to expand facilities or provide new improvements or renovations, but to maintain the existing condition and protect the County's assets. Depending on the size and nature of a repair, a necessary project may be funded in either this fund center or Fund Center 200 – Maintenance Projects.

The second process for identifying projects is an annual request to County departments to submit proposed projects for the recommended budget as well as for the Five-Year Infrastructure and Facilities Capital Improvement Plan. Rather than addressing facility condition issues, these projects focus on expansions, remodels, reconfigurations, or construction of new facilities. Projects are evaluated and ranked by a team of representatives from Public Works and the Administrative Office based on the criteria in the Budget Policies adopted by the Board of Supervisors. Projects, including standalone maintenance projects in Fund Center 200 – Maintenance Projects, are then presented to the Capital Improvement Executive Steering Committee (CI-ESC), which is chaired by the County Administrator (or designee) and comprised of most County department heads. The projects recommended in this budget have been reviewed by the CI-ESC.

A total of \$11 million is recommended for FY 2023-24 for capital projects, each of which is described below. Approximately \$4.5 million will be allocated from the General Fund, \$1.7 million from the General Government Building Replacement Reserve, and \$4.7 million will be provided from other funding sources, including grants, Parks and Library Public Facility Fees, transfers

from projects in other fund centers, trust funds, Library SB 1090 funds, and the Judicial Council of California. Total expenditures are increasing by \$4 million or 56% compared to FY 2022-23 adopted levels. The increase is primarily due to budgeting the remaining funding to complete the Arroyo Grande Library Remodel as well as Board direction to include funds for the planning phase of the Nipomo Sheriff Substation.

CAPITAL PROJECTS

The following capital projects are recommended for funding in FY 2023-24.

320184 General Government – SLO – HVAC and Re-Roof, PTB02_03 1050 Monterey Street, San Luis Obispo

- Scope: Repairs at the Courthouse Annex include removing and replacing single-ply roofing and one fan coil unit.
- Budget: \$1,783,000 (Current FY 2023-24 \$994,000; Prior Years \$789,000)
- Funding Sources: General Fund (Current FY 2023-24 \$499,584; Prior Years \$396,551), Judicial Council of California Contribution (Current FY 2023-24 \$494,416; Prior Years \$392,449)
- Operating Cost Impact: The FCA program extends the useful life of County-owned buildings and reduces the burden on building occupants to be concerned with submitting requests for facility condition issues, thus improving County services.
- Intended Outcome: Extend the useful life of the facility by improving the roofing and HVAC systems.

320196 Library – Arroyo Grande – Library Remodel, PAC02 800 West Grand Avenue, Arroyo Grande

- Scope: Remodel the Arroyo Grande Library, including reconfiguring spaces, installing new Heating Ventilation and Air Conditioning (“HVAC”) systems and associated electrical work, addressing accessibility compliance issues, and installing new fixtures and finishes.
- Budget: \$3,593,000
- Funding Sources: Public Facility Fees (Current FY 2023-24 \$593,000; Prior Years \$600,000), Building Forward Library Infrastructure Grant \$1,600,000, Library SB 1090 Funds \$800,000
- Operating Cost Impact: The Library Department is exploring options to temporarily relocate library materials during construction.
- Intended Outcome: Modernize the Arroyo Grande Library.

320204 Central Services – Templeton American Legion Hall – Re-Roof, PWA01 805 Main Street, Templeton

- Scope: Repairs at the Templeton American Legion Hall include removing and replacing built-up roofing, composition shingle roofing, downspouts, gutters, and fascia board.
- Budget: \$282,000
- Funding Sources: General Fund \$62,341, General Government Building Replacement Reserve \$219,659

- Operating Cost Impact: The FCA program extends the useful life of County-owned buildings and reduces the burden on building occupants to be concerned with submitting requests for building condition issues, thus improving County services.
- Intended Outcome: Extend the useful life of the facility by improving the roofing system.

320205 Library – San Miguel – Interior and Exterior Repairs, PU02
254 13th Street, San Miguel

- Scope: Repairs at the San Miguel Library include removing and replacing roofing and windows, installing a new backflow preventer, painting the interior and exterior, upgrading flooring, removing and replacing exterior lighting, and installing a new fire alarm system.
- Budget: \$193,000
- Funding Source: General Fund \$193,000
- Operating Cost Impact: The FCA program extends the useful life of County-owned buildings and reduces the burden on building occupants to be concerned with submitting requests for building condition issues, thus improving County services.
- Intended Outcome: Extend the useful life of the facility by improving the interior and exterior systems and building safety.

320206 Library – Shandon – HVAC and Electrical, PZ06
195 N. 2nd Street, Shandon

- Scope: Repairs at the Shandon Library include removing and replacing the existing forced air units and thermostats, replacing the existing main electrical service, and removing and replacing secondary electrical panels.
- Budget: \$171,000
- Funding Source: General Fund \$146,000, and Library \$25,000
- Operating Cost Impact: The FCA program extends the useful life of County-owned buildings and reduces the burden on building occupants to be concerned with submitting requests for building condition issues, thus improving County services.
- Intended Outcome: Extend the useful life of the facility by improving the electrical and HVAC systems.

320207 Fire – Paso Robles – Heritage Fire Station Paving, PRC01
4820 Heritage Road, Paso Robles

- Scope: Repairs at the Heritage Ranch Fire Station include replacing some of the existing asphalt paving with concrete paving and resealing the remaining asphalt paving.
- Budget: \$651,000
- Funding Source: General Fund \$651,000
- Operating Cost Impact: The FCA program extends the useful life of County-owned buildings and reduces the burden on building occupants to be concerned with submitting requests for building condition issues, thus improving County services.
- Intended Outcome: Extend the useful life of the facility by improving the paving system.

320208 Parks – Los Osos – School House Fire Alarm System, PEN03

2180 Palisades Avenue, Los Osos

- Scope: Repairs at the Los Osos Park School House include installation of a new fire alarm system.
- Budget: \$30,000
- Funding Source: General Fund \$30,000
- Operating Cost Impact: The FCA program extends the useful life of County-owned buildings and reduces the burden on building occupants to be concerned with submitting requests for building condition issues, thus improving County services.
- Intended Outcome: Extend the useful life of the facility by improving building safety.

320209 Library – Arroyo Grande – HVAC Replacement, PAC02 800 West Branch Street, Arroyo Grande

- Scope: Repairs at Arroyo Grande Library include removing and replacing HVAC units, thermostats, and some of the rooftop ductwork.
- Budget: \$207,000
- Funding Source: General Fund \$207,000
- Operating Cost Impact: The FCA program extends the useful life of County-owned buildings and reduces the burden on building occupants to be concerned with submitting requests for building condition issues, thus improving County services.
- Intended Outcome: Extend the useful life of the facility by improving the HVAC system.

320210 Central Services – Santa Margarita – Community Building Roof and Electrical, PVA01 9610 Murphy Avenue, Santa Margarita

- Scope: Repairs at the Santa Margarita Community Building include removing and replacing the composition shingle roof, and upgrading electrical panels and breakers.
- Budget: \$154,000
- Funding Source: General Fund \$154,000
- Operating Cost Impact: The FCA program extends the useful life of County-owned buildings and reduces the burden on building occupants to be concerned with submitting requests for building condition issues, thus improving County services.
- Intended Outcome: Extend the useful life of the facility by improving the roofing and electrical systems.

320211 Sheriff – Los Osos – Paving and Re-Roof, PEN15 2099 10th Street, Los Osos

- Scope: Repairs at the Los Osos Sheriff Substation include seal coating and restriping the asphalt paved parking area, removing and replacing the roofing, downspouts, and leader boxes, and removing and replacing sheet vinyl flooring in the restrooms.
- Budget: \$209,000
- Funding Source: General Fund \$209,000

- Operating Cost Impact: The FCA program extends the useful life of County-owned buildings and reduces the burden on building occupants to be concerned with submitting requests for building condition issues, thus improving County services.
- Intended Outcome: Extend the useful life of the facility by improving the roofing, paving, and interior systems.

320212 Central Services – Shandon – Senior Center Re-Roof, PZB03
101 West Center Street, Shandon

- Scope: Repairs at the Shandon Senior Center include removing and replacing the composition roof.
- Budget: \$50,000
- Funding Source: General Fund \$50,000
- Operating Cost Impact: The FCA program extends the useful life of County-owned buildings and reduces the burden on building occupants to be concerned with submitting requests for building condition issues, thus improving County services.
- Intended Outcome: Extend the useful life of the facility by improving the roofing system.

320213 Health – San Luis Obispo – Annex HVAC, Electrical, and Roof, PTF67
9610 Murphy Avenue, Santa Margarita

- Scope: Repairs at the San Luis Obispo Health Annex facility include removing and replacing the aged HVAC system, including ducting, grills, and controls, removing and replacing an aged electrical panel, removing and replacing the roof, and repairing the portico structure.
- Budget: \$1,487,000
- Funding Source: General Fund \$1,487,000
- Operating Cost Impact: The FCA program extends the useful life of County-owned buildings and reduces the burden on building occupants to be concerned with submitting requests for building condition issues, thus improving County services.
- Intended Outcome: Extend the useful life of the facility by improving the HVAC, electrical, and roofing systems.

320214 Department of Social Services – San Luis Obispo – Fire Alarm Upgrades, PTR01
3433 S. Higuera Street, San Luis Obispo

- Scope: Repairs at the San Luis Obispo Social Services facility include upgrading the fire alarm system to be fully automatic in the restrooms, with horns and strobes.
- Budget: \$202,000
- Funding Source: General Fund \$202,000
- Operating Cost Impact: The FCA program extends the useful life of County-owned buildings and reduces the burden on building occupants to be concerned with submitting requests for building condition issues, thus improving County services.
- Intended Outcome: Improve building safety.

320216 Sheriff – County Operations Center – Divide Jail L-Deck Yard, PIC20
1585 Kansas Avenue, San Luis Obispo

- Scope: Divide the L-Deck Yard/Women's Jail Maximum Security Yard in half and install a combination toilet/sink unit on both sides.
- Project Budget: \$205,000
- Funding Source: General Fund \$205,000
- Operating Cost Impact: There are no anticipated impacts to operations.
- Intended Outcome: This project will enable compliance with regulations requiring jails to provide inmates with additional outside time while prioritizing safety by preventing the mixing of inmates who cannot safely interact in the same spaces.

**320218 Probation – County Operations Center – JSC Outdoor Classroom, PIC35
1065 Kansas Avenue, San Luis Obispo**

- Scope: Convert the west yards and volleyball court into trailer pads and an outdoor classroom. Partner with the County Office of Education to bring mobile trailers onsite to provide career technical education to incarcerated youth.
- Project Budget: \$119,000
- Funding Source: County Operated Juvenile Facilities Grants \$119,000
- Operating Cost Impact: There are no anticipated impacts to operations.
- Intended Outcome: This project will enable compliance with regulations requiring increased educational opportunities for incarcerated youth.

**320219 Fire – Cayucos – Modify Station Apparatus Bay, PKC07
201 Cayucos Drive, Cayucos**

- Scope: Modify the apparatus bay to accommodate larger fire engines.
- Project Budget: \$625,000
- Funding Source: General Government Building Replacement Reserve \$625,000
- Operating Cost Impact: There are no anticipated impacts to operations.
- Intended Outcome: This project will enable County Fire to park newly purchased fire engines inside of the apparatus bay.

**320220 Public Works – Paso Robles – Section 1 Road Yard Fiber, PRA39
1734 Paso Robles Street, Paso Robles**

- Scope: Extend fiberoptic cable from the 13th Street Bridge in Paso Robles to the Section 1 Road Yard.
- Project Budget: \$244,000
- Funding Source: Charter Communications Institutional Network Agreement \$244,000
- Operating Cost Impact: There are no anticipated impacts to operations.
- Intended Outcome: This project will replace the current Spectrum service, with a significantly faster service, and eliminate the ongoing costs to Public Works and Central Services.

**320221 Parks – El Chorro Park – Road and Bike Course, PYA04
State Highway 1 at Dairy Creek Road, San Luis Obispo**

- Scope: Continue implementation of the El Chorro Regional Park Programming Plan, including realignment of the main road to enforce the collection of day use fees from each entrant. Develop a mountain bike skills course / pump course.
- Project Budget: \$750,000
- Funding Source: General Fund \$170,000, Parks PFF \$217,796, Parks GF Loan \$362,204
- Operating Cost Impact: There are no anticipated impacts to operations.
- Intended Outcome: This project will enable the collection of day use fees, and the mountain bike skills course / pump track will provide an additional benefit for entrants.

**320222 Central Services – County Operations Center – Fuel Station Canopy, PIC25
Kansas and Oklahoma Avenue, San Luis Obispo**

- Scope: Install a solar powered canopy over the County fuel station to reduce stormwater contamination and increase facilities resiliency. Install two electric vehicle chargers.
- Project Budget: \$100,000
- Funding Source: General Fund \$100,000
- Operating Cost Impact: The fuel station will be impacted during construction; however, the duration and staging plan have not yet been developed.
- Intended Outcome: This project will reduce erosion and sediment contribution to Dairy Creek, a tributary to Morro Bay, and increase resiliency of the fuel station in times of power outages.

**320223 Sheriff – County Operations Center – Jail Employee Restroom, PIC32
1585 Kansas Avenue, San Luis Obispo**

- Scope: Construct employee restroom within a storage room for use by officers in a high security portion of the jail lacking in an employee restroom.
- Project Budget: \$132,000
- Funding Source: General Fund \$132,000
- Operating Cost Impact: There are no anticipated impacts to operations.
- Intended Outcome: This project will enable correctional officers to use the restroom during shifts without leaving the secured area, and reducing the required inmate to officer ratio.

**320215 Sheriff – Nipomo – Substation
Tefft and Carrillo Streets, Nipomo**

- Scope: Design and construct a Sheriff's Patrol Substation in Nipomo.
- Project Budget: \$1,200,000
- Funding Source: General Government Building Replacement Reserve \$894,000, Woodlands Trust Fund \$306,000
- Operating Cost Impact: The new facility will require new Sheriff's Deputies, as well as ongoing maintenance and custodial services.
- Intended Outcome: This project will enable the Sheriff's Office to reduce response times to calls for service in Nipomo, and prepare for increased development in the community.

BOARD ADOPTED CHANGES

At FY 2022-23 year-end, the final Fund Balance Available (FBA) for Capital Projects was \$190,715 higher than what had been estimated during FY 2023-24 budget development. As part of Final Budget adoption, the Board approved appropriation of these funds to the FC 230 - Capital Projects operating budget for future projects.

Also as part of Final Budget adoption, the Board approved an allocation of \$44,998 of General Fund FBA to FC 230 – Capital Projects to implement a technical correction to carry out the Board’s prior action taken March 7, 2023, with the Second Quarter Financial Report to transfer funds from a storm water pollution prevention maintenance project to the Shandon Project Pool Discharge Capital Project.

FY 2023-24 Adopted Budget
 Capital Projects

WBS No	Title	Status*	Total Approved Through 2022-23	Previous Yr Balance Encumbered**	2023-24 Adopted Appropriation	Total Approved Funding and 2023-24 Adopted Appropriation
<u>EFS Bus Area 2300: GENERAL GOVERNMENT - AUC</u>						
320184	Gen Govt-SLO-HVAC & Re-Roof, PTB02/03	P	789,000	779,681	994,000	1,783,000
320204	CS-Templeton-ALH-Re-Roof, PWA01	U	-	-	282,000	282,000
320210	CS-SMarg-Comm Bldg Roof & Elec, PVA01	U	-	-	154,000	154,000
320212	CS-Shandon-Senior Center Re-Roof, PZB03	U	-	-	50,000	50,000
320217	IT-Pozo-Black Mtn Tower Retrofit, PY-02	P	290,000	285,303	-	290,000
320220	PW-Paso Robles-Section 1 Fiber, PRA39	U	-	-	244,000	244,000
320222	PW-COC-Fuel Station Canopy, PIC25	U	-	-	100,000	100,000
320086	IT - Santa Margarita - La Panza Comm Site Tower	B	877,938	686,061	-	877,938
320087	IT - SLO - Cuesta Peak Comm Tower	C	906,249	235,340	-	906,249
320089	Gen Govt - Cayucos - Cayucos Vets Hall Rehabilitation	C	11,039,525	8,746,055	-	11,039,525
320108	FCA Repairs at SLO Courthouse Annex, PTB03	CO	1,459,999	-	-	1,459,999
320121	IT - Cal Valley - Polonio Pass New Communication Facility	D	1,554,998	1,259,980	-	1,554,998
320122	IT - AG - Lopez Hill Site Emergency Generator	CO	209,851	23,407	-	209,851
320123	IT - Templeton - North County Backup Computing Facility	CO	811,299	8,569	-	811,299
320126	Gen Govt - COC - Parking and Road Improvements	H	894,998	810,879	-	894,998
320151	Gen Govt - SLO - Relocation Of Parks Offices To El Chorro	H	1,199,998	955,855	-	1,199,998
320152	Gen Govt - SLO - Relocate Ag Comm and UC Coop Office To El Chorro Park Area	H	4,249,998	4,067,033	-	4,249,998
320153	IT - SLO - Cuesta Peak Electrical/HVAC Repairs	D	75,000	58,414	-	75,000
320162	Gen Govt - SLO - Grand Jury Roof_Paving, PTD92	C	182,295	21,884	-	182,295
320169	ARPA - COC - Water System Resiliency	P	2,100,000	81,244	-	2,100,000
320170	ARPA - Lopez Storage Tank	D	1,479,999	1,433,241	-	1,479,999
320171	ARPA - Paso Robles - Broadband Fiber DSS	D	270,000	250,417	-	270,000
320172	ARPA - Arroyo Grande - Extend Broadband Fiber DSS	D	649,999	632,343	-	649,999
320173	ARPA - Arroyo Grande - Broadband Fiber SCRC, PAC01	D	239,999	226,691	-	239,999

* Status: U/Unassigned; H/Hold; P/Programming; D/Design; B/Bidding; C/Construction; CO/Closeout

**FY 2023-24 Adopted Budget
Capital Projects**

WBS No	Title	Status*	Total Approved Through 2022-23	Previous Yr Balance Encumbered**	2023-24 Adopted Appropriation	Total Approved Funding and 2023-24 Adopted Appropriation
320174	ARPA - Atascadero - Broadband Fiber DSS	D	740,000	727,657	-	740,000
320175	ARPA - Morro Bay - Broadband Fiber DSS, PN-22	D	100,000	87,471	-	100,000
320181	Gen Govt -COC- AC Pipeline Replacement	P	150,000	137,888	-	150,000
320184	Gen Govt - SLO - HVAC & Re-Roof, PTB02_03	P	789,000	779,681	-	789,000
320186	CS - San Miguel - Roof & Seismic, PU01	B	377,000	347,445	-	377,000
320188	PW - COC - Bldg 1200 Roof, PIC02	CO	1,443,000	58,763	-	1,443,000
320189	Gen Govt - COC - Bldg 1202 RR Reno, PIC04	C	159,000	28,551	-	159,000
320194	CS - COC - Fleet Office Trailer Replacement	D	276,000	228,365	-	276,000
320203	Gen Govt-COC-Install Water Quality Lab Generator	D	300,000	295,346	-	300,000
320224	IT-Construct Portnoff Hill Communications Tower	P	1,555,000	1,551,172	-	1,555,000
320225	Gen Govt - SLO - Replace FCU Room 385, PTB02	P	100,000	99,934	-	100,000
Sub Total:			35,270,146	24,904,670	1,824,000	37,094,146
EFS Bus Area 2300: HEALTH AND SOCIAL SERVICES - AUC						
320213	Health-SLO-Annex HVAC_Elect_Roof, PTF67	U	-	-	1,487,000	1,487,000
320214	DSS-SLO-Fire Alarm Upgrades, PTR01	U	-	-	202,000	202,000
320088	Health - COC - New Animal Shelter-Design Build	C	20,675,690	1,083,663	-	20,675,690
320134	Health - Paso Robles - Clinica de Tolosa HVAC, PRE35	H	61,699	36,115	-	61,699
320157	Health - MB - FA & Exterior Upgrades, PNL02	C	141,999	89,373	-	141,999
320164	Health - SLO - New Public Health Building	H	250,000	242,593	-	250,000
320190	Health - MB - Elect/BARD/Flooring, PNL02	C	126,000	29,363	-	126,000
Sub Total:			21,255,389	1,481,107	1,689,000	22,944,389

* Status: U/Unassigned; H/Hold; P/Programming; D/Design; B/Bidding; C/Construction; CO/Closeout

FY 2023-24 Adopted Budget
 Capital Projects

WBS No	Title	Status*	Total Approved Through 2022-23	Previous Yr Balance Encumbered**	2023-24 Adopted Appropriation	Total Approved Funding and 2023-24 Adopted Appropriation
EFS Bus Area 2300: LIBRARY - AUC						
320196	Library-AG-Arroyo Grande Library Remodel	D	600,000	558,203	2,993,000	3,593,000
320505	Library-San Miguel-Int & Ext Repairs, PU02	U	-	-	193,000	193,000
320206	Library-Shandon-HVAC & Electrical, PZ06	U	22,320	22,320	148,405	170,725
320209	Library-AG-HVAC Replacement, PAC02	U	-	-	207,000	207,000
320185	Library - Los Osos - Roof_Fire Alarm, PEN01	P	180,000	175,741	-	180,000
320187	Library-Nipomo-Re-Roof, POB22	C	136,000	26,658	-	136,000
320201	Library-Oceano-Remodel Building for Oceano Library	C	400,000	289,134	-	400,000
Sub Total:			1,338,320	1,072,056	3,541,405	4,879,725
EFS Bus Area 2300: PUBLIC SAFETY - AUC						
320207	Fire-PR-Heritage Paving, PRC01	U	-	-	651,000	651,000
320211	Sheriff-Los Osos-Paving_Re-Roof, PEN15	U	-	-	209,000	209,000
320215	Sherif-Nipomo-Substation	U	-	-	1,200,000	1,200,000
320216	Sheriff-COC-Divide L-Deck Yard, PIC20	U	-	-	205,000	205,000
320218	Probation-COC-Outdoor Classroom, PIC35	U	-	-	119,000	119,000
320219	Fire-Cayucos-Apparatus Bay, PCK07	U	-	-	625,000	625,000
320223	Sheriff-COC-Employee Restroom, PIC32	U	-	-	132,000	132,000
300034	Sheriff - COC - Expand Women's Jail	CO	197,673	80,681	-	197,673
320061	Cal Fire/County Fire - NCRC - Co-Located Dispatch	D	39,922,356	34,260,728	-	39,922,356
320101	FCA Repairs at COC Honor Farm, PIC31	D	215,133	185,408	-	215,133

* Status: U/Unassigned; H/Hold; P/Programming; D/Design; B/Bidding; C/Construction; CO/Closeout

**FY 2023-24 Adopted Budget
Capital Projects**

WBS No	Title	Status*	Total Approved Through 2022-23	Previous Yr Balance Encumbered**	2023-24 Adopted Appropriation	Total Approved Funding and 2023-24 Adopted Appropriation
320109	Sheriff-Templeton-New Generator, PWA06	CO	151,999	2,006	-	151,999
320112	Probation - SLO - New Probation Building	D	40,325,867	38,410,532	-	40,325,867
320142	Sheriff - COC - Central Plant Study, PIC20	P	49,999	49,313	-	49,999
320156	Sheriff-COC-Honor Farm Repairs, PIC31	D	222,000	153,512	-	222,000
320168	Sheriff - COC - ADA DOJ Settlement Remediation	CO	225,999	5,710	-	225,999
320182	Sheriff - COC - Honor Farm Boiler, PIC31	P	291,000	286,454	-	291,000
320191	Sheriff - COC - Electrical and HVAC, PIC07	P	96,000	91,037	-	96,000
320193	SW - COC - DA Evidence Vehicle Storage	D	330,000	292,008	-	330,000
320195	Probation -COC - JSC Laundry Facility	CO	107,000	3,391	-	107,000
320198	Sheriff-COC-Main Jail West Housing Yard Division	D	278,000	272,767	-	278,000
320202	Fire-SLO-Replace Building 1666 at Camp San Luis	D	367,448	335,793	-	367,448
320226	Sheriff-COC-Main Jail Dorm Roof & HVAC, PIC20	P	483,000	483,000	-	483,000
320227	Sheriff-COC-West Jail EF & HVAC, PIC32	P	164,000	164,000	-	164,000
Sub Total:			83,427,474	75,076,341	3,141,000	86,568,474

* Status: U/Unassigned; H/Hold; P/Programming; D/Design; B/Bidding; C/Construction; CO/Closeout

FY 2023-24 Adopted Budget
 Capital Projects

WBS No	Title	Status*	Total Approved Through 2022-23	Previous Yr Balance Encumbered**	2023-24 Adopted Appropriation	Total Approved Funding and 2023-24 Adopted Appropriation
<u>EFS Bus Area 2300: PARKS - AUC</u>						
320208	Parks-LO-School House FA System, PEN03	U	-	-	30,000	30,000
320221	Parks-SLO-Road and Bike Course, PYA04	U	-	-	750,000	750,000
320054	Parks - Morro Bay to Cayucos Connector - CA Coastal Trail	D	642,597	81,283	-	642,597
320056	Parks - North County - Templeton to Atascadero Connector	D	1,583,364	314,771	-	1,583,364
320096	Parks - Construct Bob Jones Trail - Octagon Barn to Ontario Rd	D	4,974,425	3,078,292	-	4,974,425
320166	SW - Parks - Install Fuel Canopy at Santa Margarita Lake Marina	D	176,999	133,515	-	176,999
Sub Total:			7,377,385	3,607,861	780,000	8,157,385
<u>EFS Bus Area 2300: COMMUNITY SERVICES - AUC</u>						
320158	CS-SLO-Vets Electrical Upgrades, PTA85	D	839,999	810,311	-	839,999
320197	Ag Comm-Templeton-NCRC Ag Weights and Measures Vehicle Storage	P	400,000	398,401	-	400,000
Sub Total:			1,239,999	1,208,712	-	1,239,999
<u>EFS Bus Area 3050: PARKS FUND - AUC</u>						
380000	Parks - Nipomo - Skate Park	C	3,406,597	55,903	-	3,406,597
380004	Parks - Biddle Park Gazebo	D	434,571	415,701	-	434,571
380008	Parks - Cave Landing Parking Lot Management	C	775,465	540,167	-	775,465
380009	Yerba Buena Creek	D	3,146,801	2,871,437	-	3,146,801
Sub Total:			7,763,434	3,883,208	-	7,763,434

* Status: U/Unassigned; H/Hold; P/Programming; D/Design; B/Bidding; C/Construction; CO/Closeout

**FY 2023-24 Adopted Budget
Capital Projects**

WBS No	Title	Status*	Total Approved Through 2022-23	Previous Yr Balance Encumbered**	2023-24 Adopted Appropriation	Total Approved Funding and 2023-24 Adopted Appropriation
<u>EFS Bus Area 4250: AIRPORT FUND - AUC</u>						
330032	Airports - Rental Car Stacking Lot Resurface	D	271,894	28,289	-	271,894
330033	Airports - Oceano - Design New Electrical Vault and Runway Widening	D	493,715	138,523	-	493,715
330035	Airports - Oceano - L52 Campground Improvements and Parking Lot Rehab	D	1,887,889	568,438	-	1,887,889
330039	Airports - SLO - SBP Pavement Project #2	U	650,000	50,000	-	650,000
330040	Airports - SLO - Terminal Apron/Site N Rehab. Design	D	2,237,395	475,941	-	2,237,395
330042	Airports - SLO - SBP TWY A/E/F Design	D	745,926	655,502	-	745,926
330043	Airports - SLO - SBP TWY B3 (Former C South) Design	D	233,241	209,166	-	233,241
425RMPLAN	Airports - SLO Master Plan Update	D	1,354,500	87,236	-	1,354,500
3300XX	Airports - SLO - SBP Electrical Vault Design - Project Delayed to FY 24.25	U	100,000	-	-	100,000
3300XX	Airports - SLO - Westside Restroom - Project Delayed to FY 24.25	U	400,000	-	400,000	400,000
3300XX	Airports - SLO - Operations and Maintenance Bldg. Design	U	600,000	-	600,000	600,000
330045	Airports - SLO - SBP Taxiway B3 (Former C South) Construction (Local Match)	D	-	-	212,952	212,952
3300XX	Airports - SLO - SBP Baggage Screening Expansion	D	-	-	1,800,000	1,800,000
3300XX	Airports - SLO - SBP Sprung Structure - Holdroom	D	-	-	350,000	350,000
3300XX	Airports - OCEANO - L52 Gate/CCTV	U	-	-	75,000	75,000
Sub Total:			8,974,560	2,213,095	3,437,952	11,412,512
<u>EFS Bus Area 4270: GOLF COURSES - AUC</u>						
340002	Golf Courses - Morro Bay Golf Course - Replace Water Line	P	1,100,000	861,066	-	1,100,000
340006	Golf Courses - Morro Bay Golf Course - ADA Parking	C	300,000	235,688	-	300,000
Sub Total:			1,400,000	1,096,754	-	1,400,000
Total:			168,046,707	114,543,804	14,413,357	181,460,064

* Status: U/Unassigned; H/Hold; P/Programming; D/Design; B/Bidding; C/Construction; CO/Closeout



FC 200 — Maintenance Projects

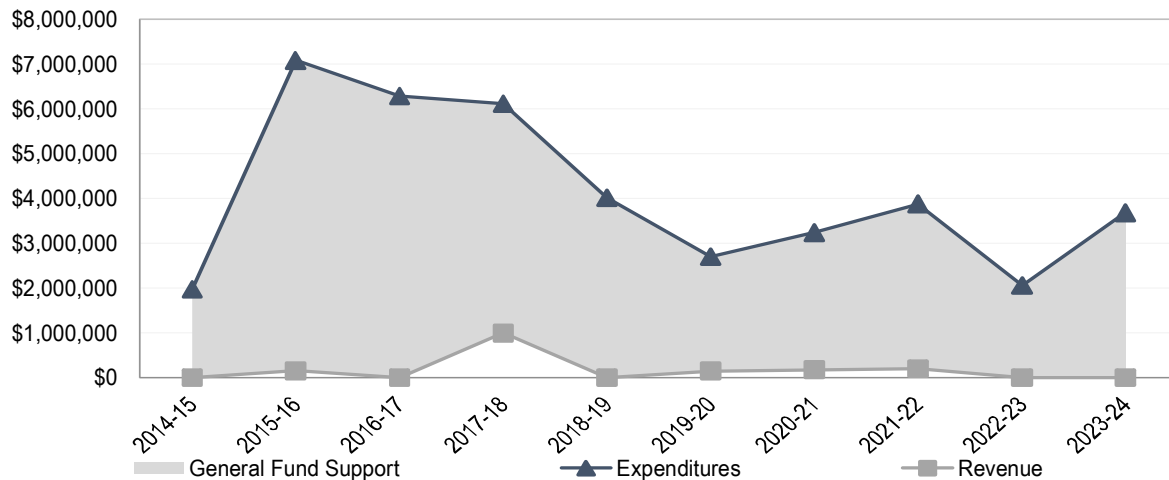
John Diodati - Public Works Director

Maintenance Projects provides funding for the planning and construction of County facility maintenance projects.

BUDGET AT A GLANCE

	FY 2023-24 Adopted	Change from FY 2022-23 Adopted	% Change
Expenditures	\$3,681,000	\$1,625,151	79%
Revenue	\$0	\$0	0%
General Fund Support	\$3,681,000	\$1,625,151	79%
Staffing Levels	0.00 FTE	0.00 FTE	0%

Ten Year Budget History



SERVICE PROGRAMS

The Maintenance Projects budget has a total expenditure level of \$3,681,000 to provide the following services:

Countywide Projects

This service program provides funding by category for a variety of countywide facility maintenance projects, including the development of long-range conceptual plans, installation of building signage, implementation of energy conservation initiatives, management of the storm water pollution prevention program, and the preparation and maintenance of plans and specifications for facilities.

Total Expenditures: \$1,699,000
 General Fund Support: \$1,699,000
 Total Staffing (FTE): *

Maintenance Projects

This service program provides funding for maintenance projects in accordance with established policies. Facility maintenance projects are identified through long-range conceptual plans, annual department project requests, the ADA transition plan implementation, the Facility Condition Assessment program, and examinations of energy use and costs. Projects range from remodeling existing facilities, addressing department requests related to service enhancement, replacing finishes and fixtures (e.g., carpet, paint, or countertops), as well as increasing energy efficiency of a facility (e.g., installing occupancy sensors in conference rooms).

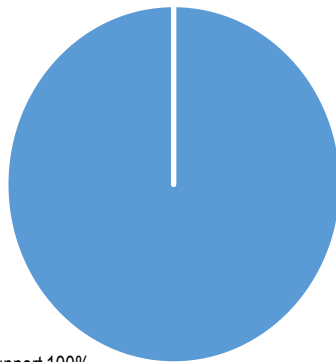
Total Expenditures: \$1,982,000
General Fund Support: \$1,982,000
Total Staffing (FTE): *

* Staffing is reflected in Fund Center 405 – Public Works

FINANCIAL SUMMARY

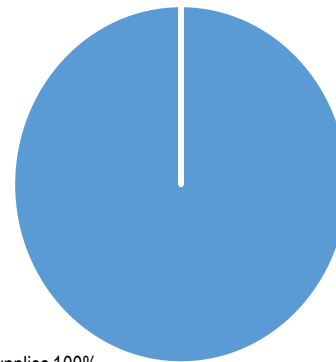
	FY 2022-23 Adopted	FY 2022-23 Actual	FY 2023-24 Recommended	FY 2023-24 Adopted	Change from FY 2022-23
Intergovernmental Revenue	\$0	\$(42,653)	\$0	\$0	\$0
Charges for Current Services	\$0	\$(1,666)	\$0	\$0	\$0
Other Revenues	\$0	\$1,938	\$0	\$0	\$0
Interfund	\$0	\$81,218	\$0	\$0	\$0
Total Revenue	\$0	\$38,837	\$0	\$0	\$0
Services and Supplies	\$2,055,849	\$2,684,943	\$3,681,000	\$3,681,000	\$1,625,151
Transfers-Out	\$0	\$168,992	\$0	\$0	\$0
Gross Expenditures	\$2,055,849	\$2,853,935	\$3,681,000	\$3,681,000	\$1,625,151
Less Intrafund Transfers	\$0	\$(41,600)	\$0	\$0	\$0
Net Expenditures	\$2,055,849	\$2,812,336	\$3,681,000	\$3,681,000	\$1,625,151
General Fund Support	\$2,055,849	\$2,773,498	\$3,681,000	\$3,681,000	\$1,625,151

Source of Funds



General Fund Support 100%

Use of Funds



Services and Supplies 100%

COUNTY ADMINISTRATOR'S COMMENTS AND RECOMMENDATIONS

Maintenance project recommendations are based upon the Board of Supervisors' budget policies, which direct staff to prioritize projects based upon a set of criteria.

Maintenance projects are generally funded either in one of several Countywide maintenance categories or as an individual standalone project. The Countywide maintenance categories are described in more detail below. The funding in these categories is applied to a variety of planned projects, including unanticipated and urgent maintenance needs that arise throughout the fiscal year. Generally, standalone projects are larger projects or are projects that use funding outside of the General Fund. There are eight new standalone maintenance projects recommended for funding in FY 2023-24, listed below.

There are two primary processes used to identify projects. The first is the Facilities Condition Assessment (FCA) Process. This process involves the evaluation of all County-owned buildings on a five-year rolling basis to identify and prioritize structural or maintenance issues. The goal of the FCA process is to provide accurate and objective information about the condition of facilities and their components. Each component is assessed and rated according to the expected useful life remaining, how critical the issue is, the estimated cost of repair, and when it should be repaired or replaced in order to avoid further deterioration of equipment and structural failure. The purpose of the FCA process is not to expand facilities or provide new improvements or renovations, but to maintain the existing condition and protect the County's assets. Depending on the size and nature of a repair, a necessary project may be funded in either this fund center or Fund Center 230 – Capital Projects.

The second process for identifying projects is an annual request to County departments to submit proposed projects for the recommended budget as well as for the Five-Year Infrastructure and Facilities Capital Improvement Plan. Rather than addressing facility condition issues, these projects focus on expansions, remodels, reconfigurations, or construction of new facilities. Projects are evaluated and ranked by a team comprised of representatives from Public Works and the Administrative Office based on the criteria in the Budget Policies adopted by the Board of Supervisors. Projects, including both capital and maintenance project categories, are then presented to the Capital Improvement Executive Steering Committee (CI-ESC), which is chaired by the County Administrator (or designee) and comprised of most County department heads. The projects recommended in this budget have been reviewed by the CI-ESC.

The amount recommended prioritizes critical deferred maintenance needs above other requests. The total recommended expense for FY 2023-24 is approximately \$3.7 million, compared to about \$2.1 million in FY 2022-23 adopted levels (79% more). This is comprised of approximately \$2 million for major standalone projects and \$1.7 million for Countywide maintenance (groups of smaller projects). The increase is primarily due to several department-requested projects ultimately classified as standalone maintenance projects, higher cost FCA projects on schedule, and several anticipated conceptual plan updates. The recommendations reflect a combination of available funding, prioritization of deferred maintenance, and the capacity of Public Works staff to implement projects during the year.

COUNTYWIDE MAINTENANCE PROJECT CATEGORIES

The following provides a summary of each of the Countywide maintenance categories and the amount of new funding allocations that are recommended in the FY 2023-24 budget. These categories are funded by the General Fund.

350129 Countywide Facility Condition Assessment (FCA) Projects **Budget:\$504,000**

Funding in this category is used for projects designed to address deferred maintenance identified and prioritized through the Facility Condition Assessment (“FCA”) program.

350124 Countywide Facility Maintenance Contingency **Budget:\$290,000**

Funding in this category is used for unanticipated and urgent maintenance needs that arise throughout the fiscal year, such as equipment failures.

350070 Countywide Facilities Planning **Budget:\$365,000**

Funding in this category is used to conduct needs assessments, develop conceptual plans for County property and facilities, and maintain accurate facility documentation.

350071 Countywide Americans with Disabilities Act Facility Compliance **Budget:\$310,000**

Funding in this category is to plan for and address deficiencies identified in the ADA Transition Plan for County Buildings and Facilities which was last updated in 2017.

350074 Countywide Energy and Water Conservation **Budget:\$230,000**

Funding in this category is used to conduct energy audits, implement distributed energy resources projects, and increase energy efficiency at County facilities.

350050 Countywide Storm Water Pollution Prevention **Budget:\$0**

Funding in this category is used to finance projects, plans, improvements, and equipment necessary to comply with Federal and State storm water pollution regulations. There are no proposed projects in this specific countywide bucket in the coming fiscal year.

350072 Countywide Department Relocations **Budget:\$0**

Funding in this category is for anticipated departmental relocations. There are no proposed projects in this specific countywide bucket in the coming fiscal year.

350010 Countywide Community Buildings **Budget:\$0**

Funding in this category finances minor projects to repair and maintain community buildings such as veterans' halls and community centers owned by the County. There are individual capital and maintenance projects for several community buildings that are included in Fund Center 230 – Capital Projects, and in the FCA Repairs funding category, above. There are no proposed projects in the coming fiscal year.

350073 Countywide Library Renovations
Budget:\$0

Funding in this category is used for minor projects to repair and maintain County library facilities. There are no proposed projects in this specific countywide bucket in the coming fiscal year.

MAINTENANCE PROJECTS

The following are maintenance projects which are recommended for funding in the FY 2023-24 budget:

350166 General Government – Arroyo Grande – SCRC Paving Repairs, PAC01_02_05
810 West Branch, Arroyo Grande

- Scope: Repairs at South County Regional Center (“SCRC”) Campus include removing and replacing damaged asphalt paving, seal coating, and re-striping the parking lots. SCRC facilities include Arroyo Grande South County Regional Center (PAC01), Arroyo Grande Library (PAC02), and Arroyo Grande Agricultural Weights and Measures (PAC05).
- Budget: \$546,000
- Funding Source: General Fund \$546,000
- Operating Cost Impact: The FCA program extends the useful life of County-owned buildings and reduces the burden on building occupants to be concerned with submitting requests for building condition issues, thus improving County services.
- Intended Outcome: Extend the useful life of the facility by improving the paving system.

350167 Library – Nipomo – Paving, POB22
918 Tefft Street, Nipomo

- Scope: Repairs at Nipomo Library include repairing, seal coating, and restriping the parking lots.
- Budget: \$146,000
- Funding Source: General Fund \$146,000
- Operating Cost Impact: The FCA program extends the useful life of County-owned buildings and reduces the burden on building occupants to be concerned with submitting requests for building condition issues, thus improving County services.
- Intended Outcome: Extend the useful life of the facility by improving the paving system.

350168 General Government – San Luis Obispo – Courthouse Annex Carpet, PTB02
1035 Palm Street, San Luis Obispo

- Scope: Repairs at San Luis Obispo Courthouse Annex include removing and replacing flooring in the open office areas of the facility, refinishing/replacing cabinets on the fourth floor, and replacing the fourth-floor breakroom countertop.
- Budget: \$245,000
- Funding Source: General Fund \$245,000
- Operating Cost Impact: The FCA program extends the useful life of County-owned buildings and reduces the burden on building occupants to be concerned with submitting requests for building condition issues, thus improving County services.
- Intended Outcome: Extend the useful life of the facility by improving the interior finishes.

**350169 Fire – Creston – Seal Coat Paving, PZA03
6055 Webster Road, Creston**

- Scope: Repairs at Creston Fire Station include minor repairs, seal coating, and restriping of the asphalt paving system.
- Budget: \$135,000
- Funding Source: General Fund \$135,000
- Operating Cost Impact: The FCA program extends the useful life of County-owned buildings and reduces the burden on building occupants to be concerned with submitting requests for building condition issues, thus improving County services.
- Intended Outcome: Extend the useful life of the facility by improving the paving system.

**350170 Sheriff – County Operations Center – Jail Multi-Purpose Rooms, PIC32
1585 Kansas Avenue, San Luis Obispo**

- Scope: Establish multi-purpose rooms within the West Jail to provide inmates with private space to conduct personal business and reduce the amount of time spent escorting inmates throughout the jail.
- Budget: \$101,000
- Funding Source: General Fund \$101,000
- Operating Cost Impact: There are no anticipated impacts to operations.
- Intended Outcome: This project will enable compliance with regulations requiring jails to provide inmates with private spaces where they can conduct personal business.

**350171 Sheriff – County Operations Center – Jail Dayroom Separation, PIC32
1585 Kansas Avenue, San Luis Obispo**

- Scope: Create segregated spaces within the dayrooms of the West Housing Units to ensure compliance.
- Budget: \$328,000
- Funding Source: General Fund \$328,000
- Operating Cost Impact: There are no anticipated impacts to operations.

- Intended Outcome: This project will enable compliance with regulations requiring jails to provide inmates with additional outside time while prioritizing safety by preventing the mixing of inmates who cannot safely interact in the same spaces.

350172 District Attorney – San Luis Obispo – Victim Witness Lobby, PTB02
1035 Palm Street, San Luis Obispo

- Scope: Remodel of the public lobby at the District Attorney Victim Witness Assistance Center, which is located inside the public entry to the courthouse from Palm Street, including the installation of ballistic rated reception windows, walls and doors and sound mitigating measures at the public interface locations.
- Budget: \$225,000
- Funding Source: General Fund \$225,000
- Operating Cost Impact: The lobby would need to be closed throughout the duration of the project and operations would be moved to the 4th floor. The impact would be an inconvenience to victims, witnesses, and staff.
- Intended Outcome: Installation of ballistic rated glass at the window and door at the public interface locations of the Victim Witness Assistance Center will improve the safety and security of County staff, crime victims, and members of the public.

350173 Public Works – County Operations Center – Jail Plumbing and Roof Access, PIC32
1585 Kansas Avenue, San Luis Obispo

- Scope: Extend plumbing chase doors to the floor in the West Housing Unit to create a safe access point for maintenance staff who regularly clean and sanitize the lower plumbing chases. Construct a skybridge between the West and Main Jails to create a safe crossing for maintenance staff performing routine and responsive work on both roofs.
- Budget: \$256,000
- Funding Source: General Fund \$256,000
- Operating Cost Impact: There are no anticipated impacts to operations.
- Intended Outcome: This project will create a safe access point for maintenance staff who regularly clean and sanitize the lower plumbing chases, and a safe crossing for maintenance staff performing routine and responsive work on both roofs.

**FY 2023-24 Proposed Budget
County Wide - Maintenance Projects**

<u>WBS No</u>	<u>Title</u>	<u>Status*</u>	<u>Total Approved Through 2022-23</u>	<u>Previous Yr Balance to be Encumbered**</u>	<u>New Funding Adopted FY 2023-24 Budget</u>	<u>Total Approved Funding and 2023-24 Adopted Appropriation</u>
<u>EFS Bus Area 2000: GENERAL GOVERNMENT - MAINT</u>						
350050	Countywide Stormwater Pollution Prevention	C	142,534	142,533	-	142,534
350070	Countywide Facilities Master Plan [a]	C	478,328	379,815	365,000	843,328
350071	Countywide ADA Compliance	C	142,534	1,135,419	310,000	452,534
350072	Countywide Department Relocations	C	1,249	-	-	1,249
350074	Countywide Energy and Water Conservation	C	479,752	379,253	230,000	709,752
350104	Countywide Maintenance Projects #2- replaces 350077	C	55,635	-	-	55,635
350124	Countywide Facility Maintenance Contingency (CWFCM) - Replaces 350104	C	450,839	411,875	290,000	740,839
350125	Countywide Facilities Condition Assessment Repairs	C	676,003	632,100	-	676,003
350129/ 350161	Countywide Facilities Condition Assessment Repairs - Replaces 350125	C	1,519,290	721,406	504,000	2,023,290
Sub Total:			3,946,163	3,802,402	1,699,000	5,645,163
<u>EFS Bus Area 2000: LIBRARY - MAINT</u>						
350073	Countywide Library Renovations	C	290,906	150,000	-	290,906
Sub Total:			290,906	150,000	-	290,906
<u>EFS Bus Area 2000: COMMUNITY SERVICES - MAINT</u>						
350010	Countywide Community Buildings Renovations	C	47,532	-	-	47,532
Sub Total:			47,532	-	-	47,532
Total:			4,284,601	3,952,402	1,699,000	5,983,601

* Status: U/Unassigned; H/Hold; P/Programming; D/Design; B/Bidding; C/Construction; CO/Closeout

FY 2023-24 Proposed Budget
 Maintenance Projects

WBS No	Title	Status*	Total Approved Through 2022-23	Previous Yr Balance to be Encumbered**	2023-24 Adopted Appropriation	Total Approved Funding and 2023-24 Adopted Appropriation
<u>EFS Bus Area 2000: GENERAL GOVERNMENT - MAINT</u>						
350137	Gen Govt - FCA Repairs at SLO Old Courthouse, PTB01	C	881,000	27,893	-	881,000
350143	Gen Govt - Various - Facility Condition Assessments	P	1,205,979	335,184	-	1,205,979
350154	Gen Govt-COC-1200 Paving Repairs, PIC02	B	271,000	236,077	-	271,000
350157	Gen Govt - SLO-Old Courthouse Carpet Replacement, PTB01	C	770,000	361,270	-	770,000
350162	CS-PW-COC-Seal Coat Paving, PIC04/17/19	D	237,024	230,558	-	237,024
350166	Gen Govt-AG-SCRC Paving Repairs, PAC01_02_05	U	-	-	546,000	546,000
350168	Gen Govt-SLO-CH Annex Carpet, PTB02	U	-	-	245,000	245,000
350173	PW-COC-Jail Plumbing and Roof Access, PIC32	U	-	-	256,000	256,000
Sub Total:			3,365,003	1,190,982	1,047,000	4,412,003
<u>EFS Bus Area 2000: HEALTH AND SOCIAL SERVICES -MAINT</u>						
350153	Health - Atas - Clinic Interior Upgrade	C	372,875	30,286	-	372,875
350158	Health - SLO - Mental Health Interior Upgrades, PTF51	CO	218,000	14,509	-	218,000
350159	Health - SLO - Health Annex Carpet & Paint, PTF67	CO	300,018	12,021	-	300,018
Sub Total:			890,893	56,815	-	890,893
<u>EFS Bus Area 2000: LIBRARY - MAINT</u>						
350167	Library-Nipomo-Paving, POB22	U	-	-	146,000	146,000
Sub Total:			-	-	146,000	146,000

* Status: U/Unassigned; H/Hold; P/Programming; D/Design; B/Bidding; C/Construction; CO/Closeout

**FY 2023-24 Proposed Budget
Maintenance Projects**

WBS No	Title	Status*	Total Approved Through 2022-23	Previous Yr Balance to be Encumbered**	2023-24 Adopted Appropriation	Total Approved Funding and 2023-24 Adopted Appropriation
<u>EFS Bus Area 2000: PUBLIC SAFETY - MAINT</u>						
350147	Sheriff - COC - HF Lighting & Window Replacement, PIC31	D	261,000	175,283	-	261,000
350148	Sheriff - COC - Jail Lighting Upgrades, PIC32	D	95,000	90,614	-	95,000
350155	Sheriff-COC-Interior Upgrades, PIC32	D	521,000	520,541	-	521,000
350164	Probation - COC - Interior Upgrades, PIC35	C	240,785	134,724	-	240,785
350169	Fire-Creston-Seal Coat Paving, PZA03	U	-	-	135,000	135,000
350170	Sheriff-COC-Jail Multi-Purpose Rooms, PIC32	U	-	-	101,000	101,000
350171	Sheriff-COC-Jail Dayroom Separation, PIC32	U	-	-	328,000	328,000
350172	DA-SLO-Victim Witness Lobby, PTB02	U	-	-	225,000	225,000
350174	Sheriff - Oceano - Substation Lighting Retrofit	P	23,341	-	-	23,341
Sub Total:			1,141,126	921,163	789,000	1,930,126
<u>EFS Bus Area 2000: PARKS - MAINT</u>						
350100	Parks - Avila - Renovate Bob Jones Trail along Blue Heron Drive	H	14,000	14,000	-	14,000
Sub Total:			14,000	14,000	-	14,000
<u>EFS Bus Area 2000: COMMUNITY SERVICES - MAINT</u>						
350162	CS_PW - COC - Seal Coat Paving, PIC04_17_19	D	237,024	230,558	-	237,024
350163	CS-AG-Vets Kitchen/Inter Upgrades, PAB01	D	248,000	234,353	-	248,000
Sub Total:			485,024	464,911	-	485,024
<u>EFS Bus Area 3050: PARKS FUND - MAINT</u>						
382001	Parks North Co Rehab Quimby	C	34,745	24,949	-	34,745
382002	Parks Coastal Co Rehab Quimby	C	16	16	-	16
382003	Parks Central Co Rehab Quimby	C	5,163	5,163	-	5,163
382004	Parks South Co Rehab Quimby	C	-	-	-	-
382005	Parks East Co Rehab Quimby	C	33,209	33,209	-	33,209
385000	Parks - Coastal Dunes Upgrades	H	320,000	57,639	-	320,000
Sub Total:			393,133	120,976	-	393,133
Total:			6,289,179	2,768,847	1,982,000	8,271,179

* Status: U/Unassigned; H/Hold; P/Programming; D/Design; B/Bidding; C/Construction; CO/Closeout

(This page intentionally left blank)

Budget Augmentation Request Results

The following section tracks the results of budget augmentations approved by the Board of Supervisors in past fiscal years. A budget augmentation is any request by a department for additional resources, such as the addition of staff positions, major information technology purchases, major professional service contracts and other substantial expenses related to the maintenance or expansion of programs and services.

Budget augmentations are tracked to monitor whether departments are achieving the results intended by the Board's approval of the request. When requesting a budget augmentation, departments are required to state the results that will be achieved in terms of efficiency, quality of service, or outcome performance measures.

Two types of budget augmentations are tracked. The first type is any augmentation granted as part of the annual budget development process. These augmentations are recorded in the adopted budget in the section for the requesting Fund Center, under the heading "Budget Augmentation Requests Recommended." The second type of budget augmentation tracked is any request approved mid-year, after the adoption of the budget. Mid-year augmentations are tracked if they result in the addition of positions to the Position Allocation List (PAL) or add \$100,000 or more to a department's budget.

Summary of Budget Augmentation Request Results

BUDGET AUGMENTATION REQUESTS RESULTS MATRIX

Note: Reporting results start during fiscal year the BAR was approved

+	Achieved
±	Partially Achieved
-	Not Achieved

FC - Department	Title	Results						
		FY 16-16	FY 16-17	FY 17-18	FY 18-19	FY 19-20	FY 20-21	FY 21-22
104 - Administrative Office	Add 1.00 FTE Limited Term Principal Administrative Analyst for two years (expiring January 15, 2021) to manage the preparation of the Regional Infrastructure and Housing Plan.				±	±	±	±
	Funds for agreements with (1) Cuesta College in an amount up to \$500,000 to develop a new technical training program; (2) SLO Partners in an amount of \$200,000 to expand modern tech entrepreneurship opportunities; and (3) REACH in an amount of \$300,000 to further the REACH 2030 jobs plan						±	±
	1.00 FTE Limited Term Principal Administrative Analyst for two years (extend from current end date of 6/30/21 to 6/30/23) to act as the Regional Homeless Services Coordinator							+
	Add 1.00 FTE Principal Administrative Analyst to provide support for economic development and repurposing of Diablo Canyon Power Plant and surrounding lands							±
	Add 0.50 FTE Administrative Assistant III-Confidential to support the Clerk of the Board function							+
	Funds in the amount of \$25,000 for a Memorandum of Understanding (MOU) with Golden State Finance Authority (GSFA) for use as the County match for the related County-wide Broadband Strategic Plan.							±
	Funds in the amount of \$1,539,384 to implement various initiatives for homeless services, including adding 1.00 FTE Limited Term Program Manager to oversee implementation of pilot programs.							±
	Funds to contract with The Natelson Dale Group, Inc., to provide financial analysis and modeling to inform a revised tax sharing agreement related to annexations.							±
110 - Clerk-Recorder	Delete 1.00 Full Time Equivalent (FTE) Secretary Confidential, add 1.00 FTE Administrative Services Officer I/II, delete 1.00 FTE Administrative Analyst I/II/III/Principal, and add 1.00 FTE Senior Account Clerk to improve operational efficiency and enhance services.							±
	Contract with San Luis Obispo Council of Governments (SLOCOG) to deliver a Regional Housing and Infrastructure Plan using funds awarded to the County from the State of California's SB 2 Planning Grants Program							±
112 - Human Resources	Add a new Vote by Mail (VBM) envelope sorting and opening system.						-	-
	Add 1.00 FTE Administrative Assistant I/II/III position and delete 0.50 FTE Administrative Assistant III to support the elections division.							±
	Extend 1.00 FTE Limited Term Human Resources Technician – Confidential through FY 2020-21 to meet legal mandates and support increased labor relations activity funded by temporarily reducing consultant expenses by \$114,572						±	+
	Extend 1.00 FTE Limited Term Human Resource Technician II – Confidential for one year to meet legal mandates, address initiatives, and support increased labor relations activity							+
114 - Information Technology	Delete 1.00 FTE Limited Term Human Resource Technician II – Confidential and add 0.75 FTE Human Resources Technician I/II – Confidential - Limited Term for one year and redirect funds to the labor consultant contract to ensure adequate funding for contractor/consultant needs as bargaining ramps up							+
	Funding for dependent eligibility verification services to support the Human Resources Benefits Program (Adopted, with the Intended Results amended to the following, as part of the Supplemental Budget)							+
	Funding for the Public Safety Radio Communications System Upgrade project; add 1.00 FTE Network Engineer I/II/III and 1.00 FTE Limited Term Network Engineer I/II/III for 60 months; and delete 1.00 FTE Communications Technician I/II					±	±	±
	Funding for Electronic Signature Software							±
117 - Auditor-Controller-Treasurer-Tax Collector-Public Administrator	Delete 1.00 FTE Departmental Automation Specialist I/II/III, 1.00 FTE Limited Term Network Engineer I/II/III (previously ending 02/25/2025), and 2.00 FTE Software Engineer I/II/III; and add 1.00 FTE Information Technology Specialist I/II, 1.00 FTE Network Engineer I/II/III, 1.00 FTE Senior Software Engineer, and 1.00 FTE Systems Administrator I/II/III to better align existing job specifications with work assignments and market conditions.							±
	Add 1.00 FTE Systems Administrator I/II/III position as an Information Security Analyst to respond to an increased volume and sophistication of threats, address vulnerabilities, and enhance incident response capabilities.							±
	Add 3.00 FTE Deputy Director - Information Technology positions and delete 3.00 FTE Information Technology Manager positions to enhance support for the County's needs.							+
	Add 0.50 FTE Account Clerk/Senior Account Clerk position				±	±	±	±
118 - Human Resources - Talent Development	Delete 1.00 FTE Financial Analyst I/II/III/Principal position and add 1.00 FTE Software Engineer I/II/III position, effective March 6, 2022, to ensure the continued support of the Auditor-Controller Treasurer-Tax Collector Public Administrator (ACTTC's) critical software systems.							+
	Add 2.00 FTE Deputy Director – Auditor Controller-Treasurer Tax Collector-Public Administrator and delete 1.00 FTE Assistant Auditor-Controller and 1.00 FTE Division Manager – Auditor Controller to appropriately staff and more effectively manage the unique operations across the two major department functions.							+
119 - Communications and Outreach	Add 2 Foundations in Excellence Course Offerings					-	±	+
132 - District Attorney	Delete 1.00 FTE Administrative Analyst I/II/III/Principal and add 1.00 FTE Public Information Specialist I/II/III.							+
136 - Sheriff – Coroner	Funding to purchase a Cellebrite Premium Unlimited software license agreement for the Cyber Forensic Lab.							+
	Add 1.00 FTE limited term Software Engineer III and funding for Information Technology Department Project Manager time to support the first year of an estimated three year project to replace the Sheriff's jail management and records management systems.			-	-	-	-	-
	Add 0.50 FTE Forensic Autopsy Technician to assist the Forensic Pathologist during autopsies.							+
	Convert 1.00 FTE Program Manager from limited term to permanent to perform State mandated employee background investigations.							+
	Purchase of Cisco Server for the Jail.							-
	Purchase a vehicle for the Community Action Team.							+
	Purchase three portable head lamp cameras to continue efforts to prevent and/or interdict maritime smuggling operations.							-
	Delete 1.00 FTE Information Technology Supervisor and add 1.00 FTE Departmental Information Technology Manager, 1.00 FTE Senior Software Engineer, and 1.00 FTE Software Engineer I/II/III. FC 114 - Information Technology delete 1.00 FTE Senior Software Engineer and 1.00 FTE Software Engineer I/II/III to ensure consistency and create efficiencies in the Sheriff's Office Information Technology Division.							+
Add 1.00 FTE Sheriff's Sergeant to supervise the County's cannabis program and purchase a vehicle for use by the new position.							+	

FC - Department	Title	Results						
		FY 15-16	FY 16-17	FY 17-18	FY 18-19	FY 19-20	FY 20-21	FY 21-22
	Add 1.00 FTE Business Systems Analyst I/II/III to manage Stepping Up Initiative Program activities.							+
137-Animal Services	Add a dental cleaning/scaling/polishing machine in the total amount of \$5,313 to enable Animal Services to provide in house oral health care for sheltered animals rather than incurring costs through external veterinary services.							±
138 - Administrative Office – Emergency Services	Update and expand the County's Tsunami Emergency Response Plan			±	±	±	±	±
	Add 1.00 FTE Limited Term Emergency Services Coordinator I/II/III for five years (expiring June 30, 2025) to increase all-hazards (e.g. non-nuclear) emergency services and planning capabilities					-	±	±
139 - Probation	Add 1.00 FTE Deputy Probation Officer III to the Gang Task Force			±	±	±	±	+
	Add 1.00 FTE Administrative Services Officer I/II; delete 1.00 FTE Supervising Collection Officer and 1.00 FTE Supervising Administrative Clerk II							+
	Add 1.00 FTE Deputy Probation Officer III position and delete 1.00 FTE Limited Term Deputy Probation Officer I/II position to support the County's effort to reduce homelessness and the incarceration of individuals with mental illness.							+
	Add funding and 2.00 FTE Deputy Probation Officer I/II position to implement the Pretrial Services Program.							+
141 -Agricultural Commissioner	Delete 1.00 FTE Accounting Technician and add 1.00 FTE Accountant as part of a departmental restructure.						±	±
	Add 1.00 FTE Agricultural Inspector/Biologist I/II/III and purchase of one vehicle							±
142 - Planning and Building	Professional services to assist with the Avila Beach Community Plan update		±	±	±	±	±	±
	Add 1.00 FTE Limited-Term Principal Environmental Specialist and 1.00 FTE Limited-Term Senior Planner for 3 years for Diablo Canyon Nuclear Power Plant decommissioning permitting						±	+
	Add 1.00 FTE Limited Term Program Manager for 2 years to assist with the temporary workload increase associated with the HUD CARES Act funding.						±	+
	Extend expiration date of 1.00 FTE Limited Term Resource Protection Specialist Cannabis staff from June 30, 2021 to June 30, 2023.							+
	Add funds to fund development and implementation of the Paso Robles Groundwater Basin Planting Ordinance and add 1.00 FTE Limited Term Planner I/II/III for 14 months to assist with ordinance preparation, community outreach, and EIR consultant management							±
	Add 2.00 FTE Deputy Director – Planning and Building, 1.00 FTE Administrative Services Manager, 2.00 FTE Program Manager I/II, 1.0 FTE Program Manager I/II - Limited Term, 2.00 FTE Land Use Technician, 1.0 FTE Building Plans Examiner I/II/III, 1.00 FTE Supervising Administrative Clerk II, 1.00 FTE IT Specialist I/II, 1.00 FTE Secretary II and delete 1.00 FTE Assistant Director – Planning, 1.00 FTE Division Manager – Planning, 1.00 FTE Senior Planner, 4.50 FTE Planner I/II/III, and 1.00 FTE Administrative Assistant III to manage the departmental administration and operations more effectively							+
	Add 1.00 FTE Program Manager I/II and delete 1.00 FTE Planner I/II/III to support the Housing Section.							+
	Add 1.00 FTE Department IT Manager, 1.00 FTE IT Supervisor, 3.00 FTE Business Systems Analyst I-III, 2.00 FTE Software Engineer I-III and delete 1.00 FTE Supervising Planner, 1.00 FTE Department Automation Specialist II, 1.00 FTE Administrative Services Manager, 1.00 FTE Planner II, 1.00 FTE Supervising Admin Clerk II to manage EnerGov, the County's permit tracking software system.							±
Add a 1.00 FTE Planner I/II/III, and a 0.50 FTE Planner I/II/III for processing General Plan Amendments							+	
160 - Health Agency – Public Health	Add 1.00 FTE Administrative Services Officer I/II to coordinate the effort to achieve accreditation for the Public Health Department	±	±	±	±	±	±	±
	Add 4.75 FTE positions and purchase dental assets for Public Health's oral health programs.			-	-	±	±	+
	Add 2.00 FTE Social Worker Aides in the Family Health Services division to implement CalWORKs Home Visiting Initiative				±	±	±	±
	Add 1.00 FTE Environmental Health Specialist I/II/III to provide services for the Local Primacy Agency Small Water Systems Program					-	±	±
	Add 0.75 FTE Health Education Specialist- Limited Term position through June 30, 2023 to address infectious disease prevention and control.						-	-
	Add 1.00 FTE Public Health Nurse I/II/Sr. - Limited Term position in the Family Health Services division for continued implementation of the CalWORKs Home Visiting Initiative program.						-	-
	Delete Fund Center 114-Information Technology Department 1.00 FTE Information Technology Supervisor and Add Fund Center 160-Public Health 1.00 FTE Department Information Technology Manager to provide supervisory and programmatic support in the Health Agency Information Technology Division.							+
	Add Fund Center 160-Public Health 1.00 FTE Administrative Services Officer I/II and 1.00 FTE Limited Term Administrative Services Officer I/II through November 17, 2022 and delete 1.00 FTE Limited Term Administrative Services Officer I/II and 1.00 FTE Limited Term Accountant III. Add Fund Center 166-Behavioral Health 1.00 FTE limited term Administrative Services Officer I/II and delete 1.00 FTE Administrative Services Officer I/II to help the Health Agency align positions with the appropriate supervisor and assure that costs are aligned with proper funding sources.							+
	Add 1.00 FTE Environmental Health Specialist I/II/III to provide services for the Environmental Health Services Division.							+
	Add 1.00 FTE Limited Term Health Education Specialist I/II through May 31, 2023; 1.00 FTE Limited Term Administrative Services Officers I/II through May 31, 2023; 3.00 FTE Limited Term Administrative Assistants I/II/III through June 30, 2023, and 1.00 FTE Limited Term Accountant I/II/III through June 30, 2024 to address COVID-19 and communicable disease efforts and/or reporting requirements.							+
Add 1.00 FTE Public Information Specialist I/II/III for the Health Agency's Communication Coordinator, add 1.00 FTE Health Information Technician I/II for the Vital Records Program, and add 1.00 FTE Division Manager - Public Health Nursing Services to yield a more pro-active, effective, and coherent Public Health Department. Delete 1.00 FTE Administrative Services Officer I/II and delete 1.00 FTE Administrative Assistant Aide I/II/III.							+	
Add Fund Center 160 – Public Health 1.00 FTE Limited Term Administrative Assistant I/II/III, 3.00 FTE Limited Term Administrative Services Officers I/II, 1.00 FTE Limited Term Information Technology (IT) Supervisor, and 1.00 FTE Limited Term Information Technology Business Systems Analyst I/II/III through December 31, 2024 to address COVID-19 and communicable disease efforts and/or reporting and/or technology support. Add Fund Center 112 – Human Resources 1.00 FTE Limited Term Administrative Assistant I/II/III, 1.00 FTE Limited Term Administrative Services Officer I/II, 1.00 FTE Limited Term Human Resources Analyst I/II/III through December 31, 2024 for recruitment of and clerical duties related to staff performing Public Health and/or COVID-19 related duties.							±	

FC - Department	Title	Results							
		FY 15-16	FY 16-17	FY 17-18	FY 18-19	FY 19-20	FY 20-21	FY 21-22	
	Add 1.00 FTE Administrative Services Officer I/II and the following Limited Term positions: 1.00 FTE Limited Term Administrative Services Officer I/II through December 31, 2024, 1.00 FTE Limited Term Program Manager I/II through December 31, 2024, and 1.00 FTE Limited Term Administrative Assistants I/II/III through July 31, 2023, 1.00 FTE Limited Term Administrative Assistants I/II/III through June 30, 2024, 1.00 FTE Limited Term Administrative Assistants I/II/III through December 31, 2024 to address COVID-19 and communicable disease efforts.								±
	Delete 1.00 FTE Health Education Specialist and add 1.00 FTE Administrative Services Officer I/II to better meet operational needs for the Tobacco Control Program and add a 1.00 FTE Limited Term Supervising Public Health Nurse through December 31, 2024 to handle the ongoing COVID-19 response needs.								±
	Delete Fund Center 114-Information Technology Department (ITD) 1.00 FTE Senior Software Engineer, 1.00 FTE Software Engineer, and 1.00 FTE Systems Administrator. Add Fund Center 160-Public Health 1.00 FTE Senior Software Engineer, 1.00 FTE Software Engineer, and 1.00 FTE Systems Administrator to provide programmatic support in the Health Agency Information Technology Division.								+
	Add 1.00 Limited Term FTE Program Manager I/II and 1.00 Limited Term FTE Social Worker Aide I/II/III through June 30, 2024 to support the development of a centralized system of care for families that need intensive coordinated services.								±
166 - Health Agency – Behavioral Health	Add 1.00 FTE Limited Term Program Manager to implement a three year (January 1, 2019 through December 31, 2022) discretionary drug court grant for the enhancement of recovery support services for Adult Drug Court participants.				±	±	±	±	+
	Add 1.00 FTE limited term Behavioral Health Clinician II and 1.00 FTE limited term Behavioral Health Specialist I to support the expansion of mental health diversion treatment services for probationers from October 1, 2019 through December 31, 2022 (see corresponding Mid-Year Budget Adjustment Report for Fund Center 139 - Probation)					±	±	±	±
	Add 1.00 FTE limited term Licensed Psychiatric Technician/Licensed Vocational Nurse I/II/III to provide Youth Crisis Triage Services					±	±	±	±
	Add 0.50 FTE limited term Behavioral Health Specialist I/II/III for the 32 month period from January 1, 2020 through August 31, 2022 to prevent overdose deaths and other problems due to opioid misuse and abuse throughout the County					±	±	±	±
	Convert 2.50 FTE limited term Behavioral Health Clinicians to permanent positions for courtroom screening.						±	±	±
	Add 1.00 FTE Behavioral Health Specialist I/II/III to provide case management services for forensic programs.						±	±	±
	Add 1.00 FTE Behavioral Health Clinician I/II/III- Limited Term and 1.00 FTE Behavioral Health Worker I/II/III- Limited Term to provide recovery support services to individuals suffering from opiate and stimulant use disorders from October 1, 2020 – September 30, 2023.							±	±
	Add 1.00 FTE Program Manager I/II to manage cultural competency programs.								+
	Delete a 0.50 FTE Behavioral Health Clinician I/II/III and add a 1.00 FTE Behavioral Health Clinician I/II/III to provide services to Juvenile Justice Realignment youth serving a Secure Youth Treatment Facility commitment at the County of San Luis Obispo Juvenile Hall.								+
	Add 1.00 FTE Limited Term Licensed Psychiatric Technician/Licensed Vocational Nurse I/II/III and 1.00 FTE Limited Term Supervising Administrative Clerk I/II through June 30, 2024 to provide supervisory and programmatic support in the Behavioral Health Department.								+
	Delete 1.00 FTE Behavioral Health Specialist II and add 1.00 FTE Program Manager II to lead Mental Health Services Act workplans and coordinate Suicide Prevention and Training programs and add 1.00 FTE Public Information Specialist II to coordinate Behavioral Health communications.								±
	Contract with Soundheal Inc. to test the effectiveness of sound meditation in improving mental health outcomes.								+
	Contract from November 1, 2021 through June 30, 2025 with Sun Street Centers to license, staff, open and operate an in-County Residential Treatment Facility at 34 Prado Road in San Luis Obispo for residential treatment facilities per year to provide clinically managed residential withdrawal management and residential treatment services for women and men who have developed a moderate to severe substance use disorder.								+
	Funding for A Substance Abuse Block Grant (SAGB) Coronavirus Response and Relief Supplemental Appropriations Act (CRRSAA) award in the amount of \$880,933.86 for the period of July 1, 2021 through December 31, 2022 and A SAGB American Rescue Plan Act of 2021 (ARPA) award in the amount of \$786,554.83 for the period of September 1, 2021 through June 30, 2025. Add 1.00 FTE Limited Term Behavioral Health Specialist II through June 30, 2025 to provide public substance use prevention education and outreach; 1.00 FTE limited term Behavioral Health Clinician I/II/III through December 31, 2022 to provide substance use early intervention and treatment with adolescents; 1.00 FTE Limited Term Licensed Psychiatric Technician I/II/III through June 30, 2025 to support medication-assisted treatment of clients of clients in Drug and Alcohol Services; and 0.50 FTE limited Term Behavioral Health Worker I/II/III through December 31, 2022 to provide support to perinatal treatment team.								±
Delete a 0.75 FTE Senior Account Clerk and add a 1.00 FTE Senior Account Clerk to perform departmental accounting duties.								+	
Funding for A Community Mental Health Services Block Grant (MHBG) Coronavirus Response and Relief Supplemental Appropriations Act (CRRSAA) award in the amount of \$308,326 for the period of July 1, 2021 through December 31, 2022; A MHBG American Rescue Plan Act of 2021 (ARPA) award in the amount of \$595,145 for the period of September 1, 2021 through June 30, 2025; and A CRRSAA award for the Medication Assisted Treatment (MAT) State Opioid Response (SOR) 2 Coronavirus Telehealth Project in the amount of \$200,000 for the period of November 20, 2021 through November 30, 2022. Add 1.00 FTE Limited Term Behavioral Health Clinician I/II/III through June 30, 2025 who will be trained in the elevated risk for First Episode Psychosis and maintain the program and 1.00 FTE Limited Term Behavioral Health Specialist I/II/III through June 30, 2023 who will be trained in the mental health and co-occurring disorders and provide case management.								±	

FC - Department	Title	Results						
		FY 15-16	FY 16-17	FY 17-18	FY 18-19	FY 19-20	FY 20-21	FY 21-22
	Delete 1.00 FTE Limited Term Division Manager overseeing the Justice Services Division and add 3.00 FTE Behavioral Health Specialists II to provide case management for the Latino Outreach Program, 1.00 FTE Division Manager to oversee the Justice Services Division, 1.00 FTE Program Supervisor to lead forensic Mental Health Services Act programs, 1.00 FTE Behavioral Health Clinician I/II/III to lead the Forensic Full Service Partnership (FSP) team, 1.00 FTE Behavioral Health Specialist I/II/III to provide case management for the Forensic FSP team, and 0.50 FTE Staff Psychiatrist and 1.00 FTE Licensed Psychiatric Technician to provide medical supports to forensic Mental Health Services Act programs. Funding for a vehicle in the amount of \$34,000.							-
	Funds with Bureau of Justice Assistance Veterans Treatment Court Expansion Discretionary Grant Program in the total amount of \$625,000 for a four-year period (October 1, 2021-September 30, 2025) for the enhancement of substance use disorder treatment and recovery support services for Veterans Treatment Court participants. Add a 1.00 FTE Limited Term Behavioral Health Specialist I/II/III to provide substance use disorder treatment and recovery support services for Veterans Treatment Court participants.							±
	Funds with U.S. Department of Justice, Office of Justice Programs, Office of Juvenile Justice and Delinquency Prevention (OJJDP) enhancing Family Drug Courts grant in the amount of \$800,000 for up to three years (October 21, 2021, through October 1, 2024) to expand parental Substance Use Disorder (SUD) treatment services for participants in the existing Family Treatment Court. Fund Center (FC) 166-Behavioral Health add 1.00 FTE Limited Term Behavioral Health Clinician I/II/III through October 1, 2024, delete 0.75 FTE Limited Term Behavioral Health Clinician I/II/III. Fund Center (FC) 180-Department of Social Services to extend a 1.00 FTE Limited Term Social Worker Aide I/II/III through October 1, 2024.							-
	Add 1.00 FTE Behavioral Health Program Supervisor to lead Spanish-language services including the Latino Outreach Program, add a 0.75 FTE Behavioral Health Clinician in Prevention and Outreach programs, and delete a 0.50 FTE Behavioral Health Clinician.							±
180 - Social Services	Add 1.00 FTE Social Services Program Review Specialist to expand employment services to welfare to work eligible families					±	±	±
	Delete 0.50 Limited Term FTE Administrative Assistant III and Add 1.0 FTE Limited Term Administrative Assistant III and extend the term through FY 2021-22.						±	+
	Add 1.00 FTE PM to manage Homeless Management Info System							+
	Delete currently greyed out 1.00 FTE Social Worker Aid and Add 1.00 FTE Social Worker							+
	Reinstate currently greyed out 1.00 FTE Program Review Specialist (19-20 BAR above)							+
	Delete 2.00 FTE Senior Account Clerks and add 1.00 FTE Accountant							+
	Restore 65 Now to 70 Now Homeless Program							+
	Add 1.00 FTE LT Program Manager for Safe Parking and Blue Bag Pilot Programs							±
	Add 1.00 FTE Division Manager - Social Services, 1.00 Program Manager, 1.00 Social Worker, 2.00 Social Worker Aids, 1.00 Employment Resoure Specialist, 1.00 Supervising Admin Clerk to improve operational efficiency and enhance service delivery.							±
184- Law Enforcement Health Care	Provide Hepatitis C Virus Treatment for AB 109 inmate patients.					-	-	-
186 - Veterans Services	Extend 1.00 FTE Limited Term Veterans Services Representative for two years to provide services to justice-involved veterans						±	±
222 - Parks and Rec Community	Add 1.00 FTE Park Ranger to manage Cave Landing							+
245- Public Works - Roads	Funding for Trash Amendment Program							±
	Funding for Bridge Program							±
266 - Countywide Automation	Funding for Behavioral Health Records Management System Migration project					±	±	-
	Public safety radio equipment for the County's Cave Landing communications site						±	±
	Funding for Geographic Information Systems (GIS) Aerial Imagery Update							+
	Funds in the amount of \$85,000 for project planning and oversight to update audio-visual technology used to conduct meetings in the Board Chambers.							±
305 - Parks and Recreation	Replace fencing in Off Highway Vehicle (OHV) storage area at Coastal Dunes Campground			-	-	-	-	-
	Highway Vehicle funding to assist in restoration at Coastal Dunes Campground (additional campsites, repair of electrical system)					-	-	-
	Highway Vehicle funding to assist in restoration at Coastal Dunes Campground (additional campsites, improved landscaping)						-	-
	Clean up of Cave Landing Natural Area in Shell Beach						±	±
375- Driving Under the Influence	Three year contract for the period October 1, 2020 through September 30, 2023 with Eccovia Solutions LLC to create a Driving Under the Influence (DUI) Program database for the tracking of client compliance and collection of client fees.						±	±
	Add a 0.50 FTE Behavioral Health Specialist- Limited Term for a period of 19 months (March 1, 2021 through September 30, 2022), to expand education and access to treatment and Medication Assisted Treatment options to clients enrolled in the DUI program.						±	±
377 - Library	Funding for three three-quarter ton cargo vans in the amount of \$55,000 each, and an additional \$150,000 allocated for mobile library unit modifications					-	-	+
	Delete 0.50 FTE Senior Library Associate and add 1.00 FTE Library Associate.							+
	Funds in the amount of \$125,000 from the Library's Facilities Designation to fund the Library's Homeless Outreach Program for FY 2021-22.							+
405 - Public Works	Delete 2.00 FTE Engineer IV positions and add 2.00 FTE Capital Planning/Facilities Manager positions to better align job descriptions and to provide career advancement opportunities.							+
	Delete 1.00 FTE Engineer I/II/III position and add 1.00 FTE Program Manager I/II position to align staffing with the needs of water resources division.							+
	Add 1.00 FTE Division Manager-Public Works, 1.00 FTE Solid Waste Coordinator I/II/III, and 1.00 FTE Public Information Specialist I/II, for solid waste efforts being undertaken by the County due to the County's withdrawal from the Integrated Waste Management Authority.							+
	Delete 1.00 FTE Administrative Assistant I/II/III position and add 1.00 FTE Legal Clerk position to support legal claim processing for the department. (Adopted, with the Intended Results amended to the following, as part of the Supplemental Budget)							+
	Delete 1.00 FTE Program Manager I/II - Limited Term (previously ending 06/30/2023) position and add 1.00 FTE Program Manager I/II position to implement the management of solid waste resources. (Adopted, with the Intended Results amended to the following, as part of the Supplemental Budget)							±
	Development of strategic planning and facilitation services						-	+

FC - Department	Title	Results						
		FY 15-16	FY 16-17	FY 17-18	FY 18-19	FY 19-20	FY 20-21	FY 21-22
425 - Airports	Delete 1.00 FTE Assistant/Associate Real Property Agent position and add 1.00 FTE Property Manager and 2.00 FTE Administrative Assistant I/II/III positions.							+
427 - Golf	Delete 1.00 FTE Park Ranger and add 1.00 FTE Golf Course Supervisor to manage Dairy Creek Golf Clubhouse							+

2015-16 Budget Augmentation Request Results

FUND CENTER 160 – HEALTH AGENCY – PUBLIC HEALTH

Title: Add 1.00 FTE Administrative Services Officer I/II to coordinate the effort to achieve accreditation for the Public Health Department	
Expenses: \$90,219	Funding Source(s): \$81,198 General Fund support; \$9,021 Federal Medi-Cal Administrative Activities (MAA) revenue Approved via FY 2015-16 Budget Adoption
Intended Results: <ol style="list-style-type: none"> 1. Complete the pre-application process by December 31, 2016. 2. Submit a completed application for accreditation by December 31, 2017. 3. Accreditation attained by the end of FY 2018-19. 4. Accreditation maintained as a result of re-application every five years. 	
Actual Results for FY 2015-16 through FY 2018-19: <ol style="list-style-type: none"> 1. Achieved. Public Health completed the pre-application process in May 2016. 2. Not achieved. Public Health anticipates on submitting the application for accreditation by April 2020. Public Health adjusted the timeline for submission given a deeper understanding of the complexity of application prerequisites. Two key prerequisites, the Community Health Assessment and the Community Health Improvement Plan, were completed since last reporting period. Two more key prerequisites, the Strategic Plan and Performance Management System, are near complete and will be finalized by April 2020. 3. Not achieved. Public Health has revised its target to attain accreditation status by the end of FY 2020-21, based on remaining prerequisites and review by Public Health Accreditation Board. 4. Not achieved. Public Health anticipates maintaining accreditation status through annual reports and re-accreditation every five years. 	
Actual Results for FY 2019-20: <ol style="list-style-type: none"> 1. Achieved. The intended result was achieved in a previous year(s). 2. Not achieved. Public Health was on track to submit the application for accreditation by April 2020 when the COVID-19 pandemic hit. This work has been put on hold until the disaster response is lifted, as many key members of the Public Health accreditation effort are now serving as Disaster Service Workers in the COVID-19 response effort. 3. Not achieved. Public Health will revise its target to attain accreditation status based on when the COVID-19 pandemic response has concluded. At that time, Public Health will need to assess how many of the accreditation accomplishments have expired and will need to be completed again before submitting them to the Public Health Accreditation Board (PHAB). 4. Not achieved. Public Health anticipates maintaining accreditation status through annual reports and re-accreditation every five years. 	
Actual Results for FY 2020-21: <ol style="list-style-type: none"> 1. Achieved. The intended result was achieved in a previous year(s). 2. Not achieved. Public Health was on track to submit the application for accreditation by April 2020 when the COVID-19 pandemic hit. This work has been put on hold until the disaster response is lifted, as many key members of the Public Health accreditation effort are now serving as Disaster Service Workers in the COVID-19 response effort. Public Health hopes to resume efforts in future fiscal years. 3. Not achieved. Public Health will revise its target to attain accreditation status based on when the COVID-19 pandemic response has concluded. At that time, Public Health will need to assess how many of the accreditation accomplishments have expired and will need to be completed again before submitting them to the Public Health Accreditation Board (PHAB). 4. Not achieved. Once accreditation is attained, Public Health anticipates maintaining accreditation status through annual reports and re-accreditation every five years. 	
Actual Results for FY 2021-22: <ol style="list-style-type: none"> 1. Achieved. The intended result was achieved in a previous year(s). 2. Not achieved. Public Health was on track to submit the application for accreditation by April 2020 when the COVID-19 pandemic hit. This work has been put on hold until the disaster response is lifted, as many key members of the Public Health accreditation effort are now serving as Disaster Service Workers in the COVID-19 response effort. The process has just started again and Public Health hopes to achieve accreditation by FY 2023-24. 3. Not achieved. Public Health is currently assessing how many of the accreditation accomplishments have expired and will need to be completed again before submitting them to the Public Health Accreditation Board (PHAB). 4. Not achieved. Once accreditation is attained, Public Health anticipates maintaining accreditation status through annual reports and re-accreditation every five years. 	
Administrative Office Comments: The intended results have been partially achieved; this augmentation will continue to be reported on in the FY 2024-25 budget.	

2016-17 Budget Augmentation Request Results

FUND CENTER 142 – PLANNING AND BUILDING

Title: Professional services to assist with the Avila Beach Community Plan update	
Expenses: \$850,000	Funding Source(s): \$850,000 General Fund support Approved via FY 2016-17 Budget Adoption
Intended Results:	
<ol style="list-style-type: none"> 1. The hiring of a consultant to assist with technical report preparation including the Environmental Impact Report and associated technical analyses. 2. The development of a project management plan to ensure proper tracking of timeframes, deliverables and budget, which will allow planning staff to measure and report on project progress. 3. Community outreach events including event coordination and facilitation. 4. The development of an updated Avila Beach Community Plan as requested by the Board of Supervisors to address traffic congestion and safety issues as well as proposed major land use changes. 5. The completion of a Community Plan for review and consideration by the Board of Supervisors by the year 2020 (it is expected the updated process will take 4 to 5 years). 	
Actual Results for FY 2016-17 through FY 2017-18:	
<ol style="list-style-type: none"> 1. Not yet initiated. The hiring of a consultant to assist with technical report preparation is anticipated to begin in the first quarter of 2019. The funding was not expended in FY 2017-18 and \$850,000 was returned to the General Fund in the form of Fund Balance Available. The department will return to the Board to request additional funding as necessary. 2. Achieved. The project management plan is updated monthly. 3. Ongoing. Staff has conducted seven public workshops under the work program and 33 outreach meetings. Additional outreach is being conducted in FY 2018-19. 4. Ongoing. Traffic and safety issues are recorded through the background report. This document details the current conditions and constraints of the Avila Urban Reserve Line (URL) and provides recommendations for additional studies. This effort is a comprehensive report, which includes fourteen chapters such as land use, circulation, housing, and special events. The final report was published in August 2018. 5. Ongoing. Staff anticipates completing the Community Plan Update within the next three years. 	
Actual Results for FY 2018-19:	
<ol style="list-style-type: none"> 1. Partially Achieved. The department issued a request for proposals and selected a consultant to prepare the Avila Beach Community Plan and Environmental Impact Report. In FY 2019-20, the department will take a professional services contract to the Board to hire the selected consultant. 2. Achieved. This intended result was achieved in a previous year(s). 3. Partially Achieved. There was no outreach conducted in FY 2018-19. Additional outreach will be conducted in FY 2019-20. 4. Partially Achieved. Traffic and safety issues are recorded through the background report. This document details the current conditions and constraints of the Avila Urban Reserve Line (URL) and provides recommendations for additional studies. This effort is a comprehensive report, which includes fourteen chapters such as land use, circulation, housing, and special events. The final report was published in August 2018. 5. Not Achieved. Staff anticipates completing the Community Plan Update within the next three years. On December 10, 2019, the Board of Supervisors will be presented with a contract with Rincon Consultants in the amount of \$748,549 for preparation of the Avila Community Plan and associated Environmental Impact Report (EIR). The contract identifies a completion date of January 2023. <p>The department received a FY 2018-19 funds reservation totaling \$46,686 for consultant support to prepare the Avila Community Plan. An estimate of \$347,918 was prepared, but the approved funds reservation request was limited to Planning and Building's year end Fund Balance Available (FBA). It is anticipated that the Board will allocate an additional \$301,232 at the September 10, 2019, Board meeting as part of the final budget actions for FY 2019-20. The department intends to return to the Board in FY 2019-20 should additional appropriation be necessary.</p>	
Actual Results for FY 2019-20:	
<ol style="list-style-type: none"> 1. Achieved. The department hired Rincon Consultants to prepare the Avila Community Plan and Environmental Impact Report (EIR). The Board approved the contract with Rincon on December 10, 2020. 2. Achieved. This intended result was achieved in a previous year(s). 3. Achieved. The department conducted an online survey in June 2020 and hosted a virtual workshop on July 25, 2020. 4. Not Achieved. The department is currently reviewing sections of the administrative draft plan. The public review draft is scheduled for release in January 2021. 5. Not achieved. The Avila Community Plan and EIR are on track for Planning Commission and Board of Supervisors hearing in late 2021/early 2022. 	
Actual Results for FY 2020-21:	
<ol style="list-style-type: none"> 1. Achieved in FY 2019-20. 2. Achieved in FY 2019-20. 3. Achieved in FY 2019-20. 4. Achieved. The Department released a public review draft of the Avila Community Plan on May 13, 2021. 5. Not achieved. The Avila Community Plan and EIR are on track for Planning Commission and Board of Supervisors hearing in FY 2023-24. 	
Actual Results for FY 2021-22:	
<ol style="list-style-type: none"> 1. Achieved in FY 2019-20. 2. Achieved in FY 2019-20. 3. Achieved in FY 2019-20. 4. Achieved in FY 2020-21. 	

5. Not achieved. The Avila Community Plan and EIR are on track for Planning Commission and Board of Supervisors hearing in FY 2023-24.

Administrative Office Comments:

The intended results have been partially achieved; this augmentation will continue to be reported on in the FY 2024-25 budget.

2017-18 Budget Augmentation Request Results

FUND CENTER 138 – ADMINISTRATIVE OFFICE – EMERGENCY SERVICES

Title: Update and expand the County's Tsunami Emergency Response Plan	
Expense: \$40,000	Funding Source(s): \$30,000 General Fund support; \$10,000 Emergency Management Performance Grant Approved via FY 2017-18 Budget Adoption
Intended Results:	
<ol style="list-style-type: none"> 1. Incorporate new tsunami inundation mapping into plans. 2. Finalize the tsunami signage plan and coordinate installation of the signs in the coastal zone after obtaining local review and approval. 3. Redesign, update and print Geographic Information Systems (GIS) tsunami preplans that will enable appropriate and informed evacuation information to be delivered to the public. 4. Seek and obtain TsunamiReady Certification, which provides access to technical support from the National Weather Service and National Tsunami Hazard Mitigation Program partners and provides eligibility for credit points from the FEMA Community Rating System, which provides discounts on flood insurance in participating communities. The certification also provides improved positioning to receive Federal and State financial support. 5. This project will improve public awareness of the tsunami risk on the county coastline and enable appropriate evacuation should the county be threatened by a tsunami. 	
Actual Results for FY 2017-18 through FY 2018-19:	
<ol style="list-style-type: none"> 1. Achieved. The new tsunami inundation mapping was completed in FY 2017-18. 2. Partially Achieved. The tsunami signage plan was completed in FY 2017-18. As of FY 2018-19, encroachment permits are still pending for the installation of the tsunami signs and the tsunami signs must be reprinted due to a standard change by CalTrans; permits will be issued in FY 2019-20, and the signs should be installed in FY 2019-20. The \$10,000 in grant funding and \$23,176 in General Fund support was only sufficient to fund the permit application preparation and submittal. The remaining \$16,824 in General Fund support was not utilized, as the permits have yet to be issued for the sign installations. 3. Partially Achieved. The GIS work for the tsunami preplans was completed in FY 2017-18, but the maps had to be redone in FY 2018-19 due to updated sea level rise data. The new preplans were not printed because the sign installation locations still needed to be permitted and completed. The printing of the preplans will be completed in FY 2019-20. 4. Not Achieved. TsunamiReady Certification will be sought once the project has been completed. 5. Partially Achieved. This project will improve public awareness of the tsunami risk on the county coastline and enable appropriate evacuation should the county be threatened by a tsunami. 	
Actual Results for FY 2019-20:	
<ol style="list-style-type: none"> 1. Achieved. This intended result was achieved in FY 2017-18. 2. Partially Achieved. Encroachment permits are still pending for the installation of the tsunami signs and the tsunami signs must be reprinted due to a standard change by CalTrans; permits will hopefully be issued in FY 2021-22, and the signs should be installed in FY 2021-22. Completion of this project has been delayed due to permitting delays and the impacts of the COVID-19 pandemic. 3. Partially Achieved. The printing of the preplans was delayed in FY 2019-20 due to the impacts of the COVID-19 pandemic. The preplans may not be completed until FY 2021-22. 4. Not Achieved. TsunamiReady Certification will be sought once the project has been completed. 5. Partially Achieved. This project will improve public awareness of the tsunami risk on the county coastline and enable appropriate evacuation should the county be threatened by a tsunami. 	
Actual Results for FY 2020-21:	
<ol style="list-style-type: none"> 1. Achieved. This intended result was achieved in FY 2017-18. 2. Partially Achieved. Encroachment permits are still pending for the installation of the tsunami signs, permits will hopefully be issued in FY 2021-22, and the signs should be installed in FY 2022-23. Completion of this project has been delayed due to permitting delays and the impacts of the COVID-19 pandemic as well as the loss of GF support for the project because our funds reservation was not approved and the funding fell to fund balance available. 3. Partially Achieved. The printing of the preplans was delayed in FY 2019-20 due to the impacts of the COVID-19 pandemic as well as the inundation maps having to be redrawn due to the new calculated impacts of climate change. The preplans may not be completed until FY 2022-23. 4. Not Achieved. TsunamiReady Certification will be sought once the project has been completed. 5. Partially Achieved. This project will improve public awareness of the tsunami risk on the county coastline and enable appropriate evacuation should the county be threatened by a tsunami. 	
Actual Results for FY 2021-22:	
<ol style="list-style-type: none"> 1. Achieved. This intended result was achieved in FY 2017-18. 2. Achieved. Encroachment permits have been issued for the installation of the tsunami signs, and the signs will be installed in FY 2022-23. 3. Partially Achieved. The printing of the preplans was delayed due to the impacts of the COVID-19 pandemic as well as the inundation maps having to be redrawn due to the new calculated impacts of climate change. The preplans will be printed in FY 2022-23. 4. Not Achieved. TsunamiReady Certification will be sought once the project has been completed. 5. Partially Achieved. This project will improve public awareness of the tsunami risk on the county coastline and enable appropriate evacuation should the county be threatened by a tsunami. 	
Administrative Office Comments:	
The intended results have been partially achieved; this augmentation will continue to be reported on in the FY 2024-25 budget.	

FUND CENTER 117 – AUDITOR-CONTROLLER-TREASURER-TAX COLLECTOR-PUBLIC ADMINISTRATOR (ACTTC)

Title: Add 0.50 FTE Account Clerk/Senior Account Clerk position	
Expense: \$37,769 (Currently \$0 per agreement with Admin Office)	Funding Source(s): \$37,769 Installment Plan fees Approved via FY 2017-18 Budget Adoption
Intended Results: <ol style="list-style-type: none"> 1. Program software website development completed by October 1, 2017. 2. Development of payment plan educational materials for taxpayers utilizing the program. 3. Development of final policies and procedures by December 31, 2017. 4. Establish 100 active plans by December 31, 2017, and 200 active plans by March 31, 2018, for a total of 300 active payment plans by June 30, 2018. 	
Actual Results for FY 2017-18 <ol style="list-style-type: none"> 1. Software development (using in-house resources) is complete and met the October 1, 2017 target. 2. Payment plan materials were completed on time. 3. Final policies and procedures were completed ahead of the December 31, 2017 target. 4. The number of active payment plans has tracked well below targets. Currently, there are 76 active plans. Fee revenue for FY 2017-18 was \$6,026. The ACTTC plans to promote the program by producing advertising materials to be included with State-mandated mailings to taxpayers with delinquent property taxes (January 2019). 	
Actual Results for FY 2018-19: <ol style="list-style-type: none"> 1. Achieved. This intended result was achieved in a previous year(s). 2. Achieved. This intended result was achieved in a previous year(s). 3. Achieved. This intended result was achieved in a previous year(s). 4. Partially Achieved. The number of active payment plans has tracked well below targets. Currently, there are 100 active plans. Fee revenue for FY 2018-19 was \$11,410. The department continues to promote the program by producing advertising materials that will be included with State-mandated mailings to taxpayers with delinquent property taxes (January 2020). In addition, there has been continuous outreach to taxpayers promoting the monthly installment plans, which help our most vulnerable taxpayers. 	
Actual Results for FY 2019-20: <ol style="list-style-type: none"> 1. Achieved. This intended result was achieved in a previous year(s). 2. Achieved. This intended result was achieved in a previous year(s). 3. Achieved. This intended result was achieved in a previous year(s). 4. Partially Achieved. The number of active payment plans has tracked well below targets. Currently, there are 88 active plans. Fee revenue for FY 2019-20 was \$9,813. This program is continuously being promoted and offered as a solution to our most vulnerable taxpayers, but unfortunately due to the COVID pandemic many people were unable to make even the required minimum payments at this time. Per agreement with the Administrative Office, this position is being held vacant. 	
Actual Results for FY 2020-21: <ol style="list-style-type: none"> 1. Achieved. This intended result was achieved in a previous year(s). 2. Achieved. This intended result was achieved in a previous year(s). 3. Achieved. This intended result was achieved in a previous year(s). 4. Partially Achieved. The number of active payment plans has tracked well below targets. Currently, there are 90 active plans. Fee revenue for FY 2020-21 was \$9,853. This program is continuously being promoted and offered as a solution to our most vulnerable taxpayers. Per agreement with the Administrative Office, this position is being held vacant. 	
Actual Results for FY 2021-22: <ol style="list-style-type: none"> 1. Achieved. This intended result was achieved in a previous year(s). 2. Achieved. This intended result was achieved in a previous year(s). 3. Achieved. This intended result was achieved in a previous year(s). 4. Partially Achieved. The number of active payment plans has tracked well below targets. Currently, there are 89 active plans. Fee revenue for FY 2021-22 was \$9,813. This position has remained vacant, and the program is currently being absorbed by existing Treasurer-Tax Collector staff. 	
Administrative Office Comments: <p>The intended results have been substantially achieved. Despite continuous program promotion, active payment plans have not met intended target levels. The program is available and offered to any constituent who might need it. The department requested, and the Administrative Office recommends, the position created by this augmentation be deleted with adoption of the FY 2023-24 budget. The department will continue to absorb the workload associated with this program. If circumstances change and the program is expected to generate enough revenue in the future to offset the full cost of the position, the department will return to the Board to recommend reinstating the position.</p>	

FUND CENTER 139 - PROBATION

Title: Add 1.00 FTE Deputy Probation Officer III to the Gang Task Force	
Expense: \$86,904	Funding Source(s): \$86,904 Community Corrections Performance Incentive Fund (SB 678) Approved via FY 2017-18 Budget Adoption
Intended Results: <ol style="list-style-type: none"> Increase the Sheriff's Gang Task Force FY 2016-17 target arrest rate by 10% for a total of 20 gang-related arrests. Increase the Sheriff's Gang Task Force FY 2016-17 field contact rate by 10% for a target of 440 gang-related field contacts. 	
Actual Results for FY 2017-18: <ol style="list-style-type: none"> Result achieved. 76 gang-related arrests were reported, exceeding the intended result (Sheriff's Office 2017 Annual Report). Result not achieved. Gang-related field contacts collected by submission of gang criteria cards into Cal-Gangs (Statewide database system) for FY 2017-18 was 197. Further refinement of collection and reporting of gang-related field contacts is ongoing. 	
Actual Results for FY 2018-19: <ol style="list-style-type: none"> Achieved. This intended result was achieved in a previous year(s). 92 gang-related arrests were reported, exceeding the intended result. Not Achieved. Gang-related field contacts achieved was 275. The number of contacts was higher than in FY 2017-18. Continued refinement of collection and reporting of gang-related field contacts is ongoing. 	
Actual Results for FY 2019-20: <ol style="list-style-type: none"> Achieved. This intended result was achieved in a previous year(s). 63 gang-related arrests were reported, exceeding the intended results. The number of gang related arrests was lower than in FY 2018/19. Not achieved. Gang-related field contacts achieved was 184. The number of contacts was lower than in FY 2018-19. There are a number of factors contributing to this. The Task Force was not in full operation for more than three months due to COVID-19 restrictions. Additionally, a total of three FTEs were lost from various task force assignments. This reduced the number of officers available to make daily contacts. The Mid State Fair was canceled, and the pre fair compliance check operation was also canceled. All of these factors contributed to not reaching the stated goal. Probation has little or no control over these contributing factors. 	
Actual Results for FY 2020-21: <ol style="list-style-type: none"> Achieved. This intended result was achieved in a previous year(s). Not achieved. This outcome has been impacted by COVID-19 changes. Staffing has been impacted, supporting patrol and safe housing programs. In FY 2020-21, gang-related field contacts by the two (2) Senior Deputy Probation Officers assigned to the GTF was 141; however, this does not include gang-related contacts made by the other members of the GTF. The lack of a shared statistical reporting tool has made gathering and reporting aggregate outcomes on this measure difficult. Probation will establish a new target for Probation Officers on the Gang Task Force. The intended result will be to increase the field contact rate of 141 by 10% for a target of 155 GTF Probation Officer gang-related field contacts. 	
Actual Results for FY 2021-22: <ol style="list-style-type: none"> Achieved. This intended result was achieved in a previous year(s). Achieved. In FY 2021-22, there was a total of 166 GTF Probation Officer gang-related field contacts. This represents an increase of 17%. 	
Administrative Office Comments: The intended results have been achieved.	

Title: Add 1.00 FTE Administrative Assistant III to assist the professional standards unit	
Expense: \$50,609	Funding Source(s): \$50,609 Community Corrections Performance Incentive Fund (SB 678) Approved via FY 2017-18 Budget Adoption
Intended Results: <ol style="list-style-type: none"> Increase time spent on training management issues including arranging training and maintaining strict compliance with Federal, State, County and department requirements by 53%. Reduce time needed to complete face to face interviews for hiring backgrounds from an average of 30 business days to 27 business days. Increase time spent in the field as a Field Training Officer with newly hired officers by 10%. 	

<p>Actual Results for FY 2017-18:</p> <ol style="list-style-type: none"> 1. Result achieved. Increased time spent on training management and maintaining compliance with Federal, State and County/department training requirements by 60%. 2. Results partially achieved. Time to complete face to face interviews for hiring backgrounds averaged 27-30 days in FY 2017-18. 3. Result not achieved. Increasing the time spent in the field as a Field Training Officer by 10% was not met due to increasing responsibility over the Department Evidence/Property Room.
<p>Actual Results for FY 2018-19:</p> <ol style="list-style-type: none"> 1. Achieved. This intended result was achieved in a previous year(s). Increased time spent on training management and compliance by 57%. 2. Not Achieved. Average background check completion time was 35 days. Background cases in FY 2018-19 increased to 65 as a result of the department experiencing more vacancies than in the previous fiscal year. 3. Not Achieved. Increased number of background checks and additional duties assigned to the position in FY 2018-19 prevented achievement of intended result.
<p>Actual Results for FY 2019-20:</p> <ol style="list-style-type: none"> 1. Achieved. This intended result was achieved in a previous year(s) Increased time spent on training management and compliance by 65%. 2. Not achieved. The average background check completion was 36 days. Significant delays were a factor in three peace officer backgrounds. Those delays were caused by clearances from the Department of Justice and the US Military. The delays were out of our control. Removing those delayed backgrounds would result in an average completion time of 28.5 days. 3. Achieved. Increase time spent in the field as a Field Training Officer with newly hired officers by 20%.
<p>Actual Results for FY 2020-21:</p> <ol style="list-style-type: none"> 2 Not achieved. We have been unable to fill this position, and it was vacant for the entirety of FY 2020-21.
<p>Actual Results for FY 2021-22:</p> <ol style="list-style-type: none"> 2 Not achieved. We have been unable to fill this position, and it was vacant for the entirety of FY 2021-22.
<p>Administrative Office Comments: The intended results have not been achieved; this augmentation will continue to be reported on in the FY 2024-25 budget.</p>

FUND CENTER 136 – SHERIFF-CORONER

<p>Title: Add 1.00 FTE limited term Software Engineer III and funding for Information Technology Department Project Manager time to support the first year of an estimated three year project to replace the Sheriff's jail management and records management systems</p>	
<p>Expense: \$271,295</p>	<p>Funding Source(s): \$271,295 Countywide Automation Replacement Fund Approved via FY 2017-18 Budget Adoption</p>
<p>Intended Results:</p> <ol style="list-style-type: none"> 1. The Software Engineer position will: a) Create, analyze and validate functional specifications with vendor; b) Facilitate design sessions with developers (internal and external); c) Coordinate and perform system testing activities. 2. The Project Manager position will: a) Create baseline project plan; b) Complete system configuration; c) Complete system testing; d) Complete User Acceptance testing; e) Complete go-live on approved system modules. 	
<p>Actual Results for FY 2017-18 through FY 2018-19: The Software Engineer Position III was hired in July 2017. The Sheriff's Business Analyst (Software Engineer III) and Information Technology Project Manager continued to manage the contract negotiations and lay the groundwork for implementation in FY 2017-18 . The contract was awarded in July 2018 and was expected to be completed in June 2020.</p> <p>The Software Engineer III hired in July 2017 left the position in November 2018. The position was filled in April 2019 and continues to lay the groundwork for implementation. The project was placed on hold until the County was able to receive final approval from the Department of Justice (DOJ). Because of the delay with DOJ, the projected is expected to be completed in 2022.</p>	
<p>Actual Results for FY 2019-20: The Software Engineer III hired in April 2019 continues to lay the groundwork for implementation. The project was placed on hold until the County was able to receive final approval from the Department of Justice (DOJ). Because of the delay with DOJ, the projected is expected to be completed in 2022.</p>	
<p>Actual Results for FY 2020-21: The project was not completed due to delays with the vendor related to impacts of COVID-19. The project is expected to be completed in FY 2022-23</p>	
<p>Actual Results for FY 2021-22: The JSM/RMS project was not completed due to delays with the vendor related to impacts of COVID-19. The JMS is expected to go live in December 2022. Due to the vendor's lack of performance, the RMS project has been postponed indefinitely.</p>	
<p>Administrative Office Comments: The intended results have not yet been achieved; this augmentation will continue to be reported on in the FY 2024-25 budget.</p>	

2017-18 Mid-Year Budget Augmentation Request Results

FUND CENTER 160 – HEALTH AGENCY - PUBLIC HEALTH

Title: Add 4.75 FTE positions and purchase dental assets for Public Health’s oral health programs	
Expenses: \$3,178,951 Multi-year project	Funding Source(s): \$2,181,126 State Dental Transformation Initiative Program; \$997,825 Proposition 56 Approved via Board action on January 9, 2018, item #22
Intended Results: Increase the total number of unique Denti-Cal members who receive service and become integrated into a dental home by 2,700 of the estimated 12,000 Denti-Cal children who currently do not receive oral health care in a given year (22.5%).	
Actual Results for FY 2017-18 through FY 2018-19: Due to delays in hiring the new oral health program positions, the program was not fully operational during FY 2017-18. By the end of the fiscal year, the Oral Health Program Manager and Administrative Services Officer were hired. Program planning and contact with potential providers considering participation in Denti-Cal began, however services will not begin until FY 2018-19. In FY 2018-19, the total number of Denti-Cal patients integrated into dental homes was 905. Oral Health program staff hiring delays and changes in Denti-Cal dental providers resulted in limited outreach and a condensed enrollment period in FY 2018-19. Oral Health is now fully staffed and has two new dental providers on board to increase the number of Denti-Cal children receiving oral health care.	
Actual Results for FY 2019-20: The number of unique Denti-Cal members who have been integrated into a dental home for FY 2019-20 is 692. The COVID-19 pandemic shut down dental offices in March 2020. The pandemic significantly impacted the Oral Health Program’s ability to case manage and refer patients.	
Actual Results for FY 2020-21: The number of unique Denti-Cal members who have been integrated into dental homes for FY 2020-21 is 548. The COVID-19 pandemic closures and restrictions impacted the number of outreach that the Oral Health Program was able to attend, especially in 2020. As restrictions became less, more outreach was achieved in 2021. Impacted appointments and workforce shortage also affected the Oral Health Programs ability to case manage and refer patients to dental offices.	
Actual Results for FY 2021-22: Number of unique Medi-Cal dental members who have been integrated into dental homes for FY 2021-22 is 636. Screening outreach was affected at Head Start sites and preschool closures due to the pandemic. Impacted appointments and workforce shortage also affected the Oral Health Programs ability to case manage and refer patients to dental offices. Grant funding for Dental Transformation Initiative (DTI), stated in the title, has expired, or no longer exists.	
Administrative Office Comments: The intended results have been achieved.	

2018-19 Mid-Year Budget Augmentation Request Results

FUND CENTER 104 – ADMINISTRATIVE OFFICE

Title: Add 1.00 FTE Limited Term Principal Administrative Analyst for two years (expiring June 30, 2021) to manage the preparation of the Regional Infrastructure and Housing Plan	
Expenses: \$81,027	Funding Source(s): \$0 General Fund; \$81,079 SB 1090 Approved via Board action on January 15, 2019, item #32
Intended Results:	
<ol style="list-style-type: none"> 1. Coordinate and integrate all existing regional efforts to address the housing and infrastructure shortage countywide. 2. Develop the Regional Infrastructure and Housing Plan. 3. Increase housing near jobs (County and Cities). 4. Identify, develop cost estimates, and prioritize funding for critical infrastructure needs in jurisdictions willing to accept growth to achieve the 2019-2028 Regional Housing Needs Allocation (RHNA) (County and Cities). 5. Estimate the number of units that can be built in each jurisdiction based on available infrastructure (County and Cities). 6. Develop a methodology for prioritizing infrastructure investments that support more efficient development patterns, benefit multiple jurisdictions, advance RHNA targets, benefit low- and moderate-income households, and leverage State and Federal funding opportunities (County and Cities). 7. Develop a funding plan to subsidize the construction of affordable apartments from 2019-2028 per the RHNA, including a prioritized list of funding sources in order of timeliness, effectiveness, and public acceptability (County and Cities). 8. Ensure that all jurisdictions collaborate to include a regional component in their 2020-2028 Housing Element. 9. Develop a 10-year regional infrastructure plan with a funding strategy (County and Cities). 10. Update planning documents to reflect any changes needed based on the housing element (County and Cities). 	
Actual Results for FY 2018-19:	
<ol style="list-style-type: none"> 1. Partially achieved. Conducted kickoff meetings with each of the Seven Cities and the San Luis Obispo Council of Governments to understand each community's and the region's efforts to address the housing and/or infrastructure shortage. Began meeting with City Managers and the County Administrative Officer on a monthly basis to ensure ongoing coordination during Regional Housing and Infrastructure Plan ("Regional Plan") development. Formed a Housing Action Team ("HAT") that includes staff from the Seven Cities and the County as well as other regional stakeholders to coordinate land use/ planning processes and to support development of the Regional Plan. Conducted various outreach efforts on the intent of the Regional Plan to key stakeholders, such as to the County Housing Services Oversight Council, Economic Vitality Corporation and Housing Coalition. Remaining milestones: engage Infrastructure Action Team; continue to coordinate with the partner agencies and seek opportunities for integrating existing local and regional efforts where appropriate; reflect outcomes in the Regional Plan. 2. Partially achieved. Developed a Regional Plan development work plan and schedule. Remaining milestones: as the other Intended Results progress, the outcomes will be incorporated into a draft Regional Plan with the intent to return to the Board for approval in late 2020/ early 2021. 3. Not achieved. This result is connected to a future phase of the Regional Plan. Remaining milestones: achieve Intended Results #5 and #6, integrate, and reflect in the Regional Plan, which is expected to be approved/ adopted as policy direction by all local jurisdictions and may lead to increased housing near jobs. 4. Partially achieved. Compiled a summary of input from the Seven Cities and County staff on infrastructure constraints to developing housing and identified each agency's critical transportation, water and wastewater project needs and initial cost estimates, to the extent known (linked with Result #5). Remaining Milestones: refine/screen and prioritize the list of critical infrastructure; reflect outcomes in the Regional Plan. 5. Partially achieved. Compiled a summary of input from the seven Cities and County staff on communities' planned buildout and initial estimates of realistic ability to achieve its RHNA (linked with Result #4). Remaining milestones: the HAT will compile the results of each agency's Housing Element sites analysis and specific number of units that can be realistically planned through RHNA period 2020-2028 and through buildout (if greater than RHNA); reflect outcomes in the Regional Plan. 6. Partially achieved. Initiated research of other region's/ area's approaches. Remaining milestones: develop a methodology for prioritizing infrastructure investments; reflect outcomes in the Regional Plan. 7. Partially achieved. On July 16, 2019, the County Board of Supervisors gave staff direction for further consideration of several near- and long-term funding strategies for affordable housing (e.g. to conduct a feasibility study of a potential housing bond). Also, the team initiated research of existing or potential funding sources (e.g. State FY 2019-20 Budget and its \$750 million funding to support local agencies' housing/infrastructure efforts). Remaining milestones: develop an inventory of funding strategies that could be pursued or leveraged by the region; conduct a feasibility study for placing a potential regional housing bond on the November 2020 ballot; reflect outcomes in the Regional Plan. 8. Partially achieved. The HAT has met on a monthly basis and developed a coordinated approach across the development of the eight local Housing Elements. Remaining milestones: develop a new "Regional Section" that would be incorporated into all eight jurisdictions' Housing Elements to reflect coordinated efforts and how each agencies' Housing Elements align to make a positive impact on addressing the region's housing needs; incorporate into the Regional Plan. 9. Not achieved. This result is connected to a future phase of the Regional Plan. Remaining milestones: achieve Results #4, #6 and #7, integrate, and reflect in the Regional Plan. 10. Not achieved. This result was originally envisioned as a long-term goal to be pursued after completion of the Region Plan, depending on the needs identified in Results #1-9. Remaining milestones: a framework and milestones associated with this Intended Result will be described in the Regional Plan but will be pursued after Regional Plan approval. 	
Actual Results for FY 2019-20:	
<ol style="list-style-type: none"> 1. Achieved. On February 25, 2020, the Board of Supervisors adopted the San Luis Obispo Countywide Regional Compact on housing and infrastructure. All seven incorporated cities and the San Luis Obispo Council of Governments (SLOCOG) followed suit and adopted the Compact later in 2020. 2. Partially achieved. The Regional Infrastructure and Housing Strategic Action Plan is still under development and is expected to be completed in 2021. 3. Not achieved. This result is connected to the completion of the Regional Infrastructure and Housing Strategic Action Plan (item #2). 	

<ol style="list-style-type: none"> 4. Partially achieved. Work continued with County staff and staff from the seven incorporated cities on infrastructure constraints to developing housing and identified each agency's critical transportation, water and wastewater project needs and initial cost estimates. 5. Partially achieved. This result is connected to the completion of the Regional Infrastructure and Housing Strategic Action Plan (item #2). 6. Partially achieved. This result is connected to the completion of the Regional Infrastructure and Housing Strategic Action Plan (item #2). 7. Partially achieved. This result is connected to the completion of the Regional Infrastructure and Housing Strategic Action Plan (item #2). After further evaluation, it was determined that placing a potential regional housing bond on the November 2020 ballot was not feasible. 8. Partially achieved. The Housing Action Team ("HAT") meetings were severely curtailed due to the impacts of the COVID-19 pandemic. The completion of this result is connected to the completion of the Regional Infrastructure and Housing Strategic Action Plan (item #2). 9. Partially achieved. This result is connected to the completion of the Regional Infrastructure and Housing Strategic Action Plan (item #2). 10. Not achieved. As noted in the previous year actual results, this result was originally envisioned as a long-term goal to be pursued after completion of the Region Plan, depending on the needs identified in Results #1-9.
<p>Actual Results for FY 2020-21:</p> <ol style="list-style-type: none"> 1. Achieved in FY 2019-20. On February 25, 2020, the Board of Supervisors adopted the San Luis Obispo Countywide Regional Compact on housing and infrastructure. All seven incorporated cities and the San Luis Obispo Council of Governments (SLOCOG) followed suit and adopted the Compact later in 2020. 2. Partially achieved. As part of the 2020-2028 Housing Element Update process, the County and seven cities incorporated a Regional Section into their respective Housing Element Updates. The Regional Section reinforces each agency's commitment to the Regional Compact and presents a regional vision and policies focused on fostering regional collaboration to plan and develop housing and supportive infrastructure. This regional planning effort also created a framework for the Strategic Regional Residential Development Program (SRRD), incorporated into the County's Housing Element Update as Program T. The purpose of the SRRD is to focus public outreach, land use planning, infrastructure and facility improvements, and funding in areas near existing infrastructure, services, and jobs. Completion of the Regional Plan was curtailed as resources were shifted to responding to the COVID-19 pandemic and a regional approach to addressing the County's homelessness needs. 3. Not achieved. This result is connected to the completion of the Regional Infrastructure and Housing Strategic Action Plan (Item #2). 4. Partially achieved. Work continued with County staff and staff from the seven incorporated cities on infrastructure constraints to developing housing and identified each agency's critical transportation, water and wastewater project needs, and initial cost estimates. 5. Partially achieved. This result is connected to the completion of the Regional Infrastructure and Housing Strategic Action Plan (Item #2). 6. Partially achieved. This result is connected to the completion of the Regional Infrastructure and Housing Strategic Action Plan (Item #2). 7. Partially achieved. This result is connected to the completion of the Regional Infrastructure and Housing Strategic Action Plan (Item #2). After further evaluation, it was determined that placing a regional housing bond on the November 2020 ballot was not feasible. 8. Partially achieved. The Housing Action Team ("HAT") meetings were severely curtailed due to the impacts of the COVID-19 pandemic. This result is connected to the completion of the Regional Infrastructure and Housing Strategic Action Plan (Item #2). 9. Partially achieved. This result is connected to the completion of the Regional Infrastructure and Housing Strategic Action Plan (Item #2). 10. Not achieved. As noted in the previous year actual results, this result was originally envisioned as a long-term goal to be pursued after completion of the Regional Plan, depending on the needs identified in Items #1-9. As noted in Item #1, the County's Housing Element Update includes Program T, which establishes a framework for updating planning documents to achieve the goals of the Regional Plan.
<p>Actual Results for FY 2021-22:</p> <ol style="list-style-type: none"> 1. Achieved in FY 2019-20. On February 25, 2020, the Board of Supervisors adopted the San Luis Obispo Countywide Regional Compact on housing and infrastructure. All seven incorporated cities and the San Luis Obispo Council of Governments (SLOCOG) followed suit and adopted the Compact later in 2020. 2. Partially achieved. As part of the 2020-2028 Housing Element Update process, the County and seven cities incorporated a Regional Section into their respective Housing Element Updates. The Regional Section reinforces each agency's commitment to the Regional Compact and presents a regional vision and policies focused on fostering regional collaboration to plan and develop housing and supportive infrastructure. This regional planning effort also created a framework for the Strategic Regional Residential Development Program (SRRD), incorporated into the County's Housing Element Update as Program T. In Fiscal Year 2022-23 SLOCOG initiated a Regional Housing and Infrastructure Plan (HIP) that will inventory infrastructure barriers to housing, identify how to fund those needs, and develop foundational information for the future 2027 Regional Housing Needs Assessment (RHNA). 3. Not achieved. This result is connected to the completion of the Regional Infrastructure and Housing Strategic Action Plan (Item #2). 4. Partially achieved. Work continued with County staff and staff from the seven incorporated cities on infrastructure constraints to developing housing and identified each agency's critical transportation, water and wastewater project needs, and initial cost estimates. 5. Partially achieved. This result is connected to the completion of the Regional Infrastructure and Housing Strategic Action Plan (Item #2). 6. Partially achieved. This result is connected to the completion of the Regional Infrastructure and Housing Strategic Action Plan (Item #2). 7. Partially achieved. This result is connected to the completion of the Regional Infrastructure and Housing Strategic Action Plan (Item #2). After further evaluation, it was determined that placing a regional housing bond on the November 2020 ballot was not feasible.

<p>8. Partially achieved. The Housing Action Team (“HAT”) meetings were severely curtailed due to the impacts of the COVID-19 pandemic. This result is connected to the completion of the Regional Infrastructure and Housing Strategic Action Plan (Item #2).</p> <p>9. Partially achieved. This result is connected to the completion of the Regional Infrastructure and Housing Strategic Action Plan (Item #2).</p> <p>10. Not achieved. As noted in the previous year actual results, this result was originally envisioned as a long-term goal to be pursued after completion of the Regional Plan, depending on the needs identified in Items #1-9. As noted in Item #1, the County’s Housing Element Update includes Program T, which establishes a framework for updating planning documents to achieve the goals of the Regional Plan.</p>
<p>Administrative Office Comments: The intended results have been partially achieved; this augmentation will continue to be reported on in the FY 2024-25 budget.</p>

FUND CENTER 166 – HEALTH AGENCY – BEHAVIORAL HEALTH

<p>Title: Add 1.00 FTE Limited Term Program Manager to implement a three year (January 1, 2019 through December 31, 2022) discretionary drug court grant for the enhancement of recovery support services for Adult Drug Court participants</p>	
<p>Expenses: \$500,000</p>	<p>Funding Source(s): \$0 General Fund support; \$500,000 Bureau of Justice Assistance Adult Drug Court Discretionary grant</p> <p>Approved via Board action on December 4, 2018, item #13</p>
<p>Intended Results:</p> <p>Goal 1. (Participant Level): To help San Luis Obispo Adult Drug Court participants establish a clean and sober lifestyle, to improve the quality of their lives with enhanced recovery housing stays and to reduce episodes of criminality and acute behavioral health services.</p> <ol style="list-style-type: none"> 1. Program participants will exhibit a reduction in drug use as measured by drug testing during program participation. In addition, participants will show positive changes during treatment in the domain of alcohol and drug use as measured by the CalOMS (California's data collection and reporting system for substance use disorder treatment services) instrument at admission and at discharge and Performance Measurement Tool (PMT) measures. 2. 100% of participants will show positive changes during treatment in the domain of employment on the CalOMS instrument and PMT measures at admission and at discharge; 3. Program participants will show positive changes during treatment in the domain of legal problems on the CalOMS instrument and PMT measures at admission and at discharge; 4. Adult Drug Court will initiate 90% of referrals within 7 days and 70% of Adult Drug Court (ADC) admissions will have at least two treatment contacts within 14 days of admission. <p>Goal 2. (Program and System Level): To maintain the capacity in Adult Drug Court and Behavioral Health Treatment Court for 80 unduplicated individuals per year, for a total of 320 individuals over grant period.</p> <ol style="list-style-type: none"> 1. Recovery Support Services in the form of drug and alcohol-free housing will be provided to 25 program participants for an average length of stay of 90 days per participant; 2. Convene the Adult Drug Court Steering Committee meeting, through the Community Corrections Partnership (CCP) within one month of award of the funding, to enlist and expand collaborative partnerships to ensure success of the grant deliverables; 3. Develop a written plan for a sustainability strategy to transition into alternative funding within thirty-six months of the award. 	
<p>Actual Results for FY 2018-19:</p> <p>Goal 1. (Participant Level):</p> <ol style="list-style-type: none"> 1. The Adult Drug Court (ADC) Discretionary Grant program runs on a calendar year cycle and started in January 2019. The program is structured based on a 12 to 18-month duration. With only 6-months of available data, it is too early to quantify treatment success for most of the participants. However, there was a total of 29 program participants admitted to the program within the first 6-months. Persistent drug testing of the program's 29 participants led to only eight positive drug tests during the reporting period and further evidence of success within the Adult Drug Court program. 2. Of the 29 participants in Adult Drug Court, 21 reported unemployment at the time of intake. At the end of FY 2018-19, all participants still participating in the program are currently employed, reflecting a positive change in their employment status while in treatment. 3. Of the 29 participants, three faced new legal problems, two were cited for driving on suspended drivers' licenses and one was removed from the program for non-compliance and is currently in prison. However, other than the three, 90% of the remaining participants reflected a positive change related to their legal problems while in treatment. 4. There were 54 referrals to ADC during the reporting period. Fifty-five percent (55%) of the referrals (30/54) were initiated within seven days, falling short of the intended target of 90%; nonetheless, 100% of the ADC admissions had two treatment contacts within 14 days of admission, exceeding the intended target of 70%. <p>Goal 2. (Program and System Level):</p> <ol style="list-style-type: none"> 1. Eight new participants in ADC were able to take advantage of recovery support services provided through a sober living facility, but none of the participants stayed for more than 90 days. 2. Achieved. The Adult Drug Court Steering Committee convened on February 25, 2019, which was within one month of the start of the program. 3. Not Achieved. A sustainability strategy will be developed within the first thirty-six months of the award to address transitioning into alternative funding. This is not completed at this time. 	
<p>Actual Results for FY 2019-20:</p> <p>Goal 1. (Participant Level):</p> <ol style="list-style-type: none"> 1. Achieved. The Adult Drug Court (ADC) team began a quarterly half-day steering committee meeting to address recommendations of the National Drug Court Institute's program review from earlier in the year. The meeting generated a significant amount of programmatic and procedural change that led to; a new referral process, an updated incentives/sanctions matrix, an updated policies and procedures manual, a new legal screening checklist, new promotional materials and new honesty packets and relapse analysis packets for the clinicians to assist with the clinical treatment of the program's participants. Persistent testing of the program's 37 participants led to 15 positive tests and seven dilute tests (a 	

<p>urine sample that has higher water content than the average specimen) during the reporting period. However, 10 of the positive tests and six of the dilutes were from participants who were in services for less than 90 days. This data concludes only 1% of total drug tests collected from ADC participants were positive.</p> <ol style="list-style-type: none"> Achieved. All the current-active participants during this reporting period have found employment, with the exception of one client who is addressing their medical and behavioral health conditions prior to seeking employment. The ADC treatment team mandates weekly job search classes and connects participants with community resources to assist the participants with finding employment. Achieved. Of the 37 participants, three clients had warrants served for absconding from ADC. There were no clients facing new legal issues. This speaks to the collaborative engagement of the treatment team with the participants. The participants have great clinicians and a probation officer that is approachable and considerate of the challenges that the participants face while engaged in the program. Achieved. The ADC referral process has helped improve our initial engagement and contributed to 92% of all referrals from July 2019 – February 2020 being initiated within seven days. However, due to the COVID-19 pandemic, no open specialty courts, and jail quarantine, six of the referrals were unable to be screened within this timeframe. From March 2020 – June 2020, 77% all referrals were initiated within 7 days. Furthermore, 100% of the new ADC participants were engaged in at least two treatment contacts within 14 days of admission. This goal was achieved during the pre-COVID-19 period of the fiscal year. <p>Goal 2. (Program and System Level):</p> <ol style="list-style-type: none"> Partially Achieved. During this reporting period, 21 ADC participants were provided a bed at a Sober Living Environment (SLE)/Recovery Residence facility. Of these participants, 10 have resided in an SLE for over 90 days. Achieved. The intended result was achieved in FY 2018-19. Not Achieved. A sustainability strategy will be developed within the first thirty-six months of the award to address transitioning into alternative funding.
<p>Actual Results for FY 2020-21:</p> <p>Goal 2 (Participant Level):</p> <ol style="list-style-type: none"> Achieved in FY 2019-20. Achieved in FY 2019-20. Achieved in FY 2019-20. Achieved in FY 2019-20. <p>Goal 2 (Program and System Level):</p> <ol style="list-style-type: none"> Partially Achieved. Twelve program participants were provided with a Recovery Residence stay with an average of 130 days. Achieved in FY 2019-20. Partially Achieved. Sustainability will be developed during this budget cycle for the Program Manager position. One strategy is to apply for a continuing BJA Adult Drug Court award.
<p>Actual Results for FY 2021-22:</p> <p>Goal 1 (Participant Level):</p> <ol style="list-style-type: none"> Achieved in FY 2019-20. Achieved in FY 2019-20. Achieved in FY 2019-20. Achieved in FY 2019-20. <p>Goal 2 (Program and System Level):</p> <ol style="list-style-type: none"> Achieved. Thirty-five Adult Drug Court program participants resided in a Recovery Residence in FY2021-22. There were twenty-one (21) males and fourteen (14) females. The average length of stay was 138 days. Achieved in FY 2019-20. Achieved in FY 2021-22. The Program Manager position was sustained with the submission and award of a SAMHSA grant for Expanding Treatment Capacity for Adult Drug Courts awarded September 29, 2022. <p>This grant will be expiring on December 31, 2022. The Adult Drug Court program services will continue under a SAMHSA award which will go to the Board of Supervisors and have new results to be achieved.</p>
<p>Administrative Office Comments: The intended results have been achieved.</p>

FUND CENTER 160 – HEALTH AGENCY – PUBLIC HEALTH

Title: Add 2.00 FTE Social Worker Aides in the Family Health Services division to implement a new California Work Opportunity and Responsibility to Kids (CalWORKs) Home Visiting Initiative (HVI) program	
Expenses: \$85,133	Funding Source(s): \$0 General Fund support; \$85,133 California Department of Social Services grant Approved via Board action on March 12, 2019, item #13
Intended Results: <ol style="list-style-type: none"> 1. Enroll a minimum of 75 CalWORKs families by June 30, 2020. 2. Train at least one Public Health Nurse in the Nurse Family Partnership model and curriculum. 3. Train at least 5-7 employees on the new Health Families America model and curriculum. 	
Actual Results for FY 2018-19: <ol style="list-style-type: none"> 1. Due to the late confirmation from the State regarding program approval, implementation did not occur until April 2019. The division continues to work closely with Department of Social Services (DSS) staff to increase the number of referrals into the CalWORKs Home Visiting Initiative program, however, this is a voluntary program so continued outreach between Public Health and DSS is critical to reach the intended target of 75 enrolled families by FY 2019-20. 2. Achieved. One Public Health Nurse attended Nurse Family Partnership (NFP) training in Denver, Colorado in April 2018 and is now trained in the NFP model and curriculum thus meeting the intended result. 3. The division became officially affiliated with the Healthy Families America (HFA) program in June 2019. Both Social Worker Aides started their online training modules for the HFA program in July 2019. To complete the training, HFA core trainings are required and must be provided by a certified HFA trainer. A contracted HFA trainer is scheduled to commence onsite training in San Luis Obispo during the weeks of December 9, 2019, and January 13, 2020. 	
Actual Results for FY 2019-20: <ol style="list-style-type: none"> 1. Partially Achieved. Staff training was not completed until January 2020 due to delays at the State level. Between February 2020 and June 2020, 17 CalWORKs clients were referred and attempted to be enrolled. Referrals from the Department of Social Services (DSS) have decreased since the beginning of the COVID-19 pandemic in March. Public Health continues to work with the DSS CalWORKs program manager to increase the number of referrals. 2. Achieved. The intended result was achieved in FY 2018-19. 3. Achieved. Nine staff completed the two required core trainings during the weeks of December 9, 2019 and January 13, 2020. 	
Actual Results for FY 2020-21: <ol style="list-style-type: none"> 1. Partially Achieved. During FY 2020-21, 36 CalWORKs Home Visiting Program clients were referred from DSS and 26 clients were successfully enrolled into the voluntary home visiting services. Public Health is actively working with DSS to increase the number of CalWORKs HVP referrals received during FY 2021-22. 2. Achieved in FY 2018-19. 3. Achieved in FY 2019-20 	
Actual Results for FY 2021-22: <ol style="list-style-type: none"> 1. Partially Achieved: During FY 2021-22, 42 CalWORKs Home Visiting Program clients were referred from DSS and 28 clients were successfully enrolled into the voluntary home visiting services. This goal has been impacted by the ongoing COVID-19 pandemic response. Public Health is actively working with DSS to increase the number of CalWORKs HVP referrals received from DSS during FY 2022-23. 2. Achieved in FY 2018-19. 3. Achieved in FY 2019-20 	
Administrative Office Comments: The intended results have been partially achieved; this augmentation will continue to be reported on in the FY 2024-25 budget.	

2018-19 Mid-Year Budget
Augmentation Request Results

2019-20 Budget Augmentation Request Results

FUND CENTER 118 – HUMAN RESOURCES – TALENT DEVELOPMENT

Title: Add 2 Foundations in Excellence Course Offerings	
Expense: \$28,800	Funding Source(s): \$28,800 Training Designation Approved via FY 2019-20 Budget Adoption
Intended Results: <ol style="list-style-type: none"> 1. An additional 64 employees will attend the Foundations in Excellence class in FY 2019-20 representing a 50% increase in the number of employees who will participate in this program next fiscal year. 2. The average participant satisfaction rating for each course will be at least 4.3 on a five-scale, where 1 = poor and 5 = Excellent. 	
Actual Results for FY 2019-20: Not Achieved. The two Foundations in Excellence classes planned for the spring, 2020 were postponed due to the impacts of the COVID-19 pandemic. The funds budgeted for these two classes was carried over to FY 2020-21 and the two classes will be held virtually if we are unable to hold them in the classroom.	
Actual Results for FY 2020-21: Partially Achieved. One additional Foundations in Excellence class of 28 employees took place in FY 2020-21. Average participant satisfaction rating of 4.3 was met for the class held in FY 2020-21. Due to the continuing COVID-19 emergency and response, the remaining Foundations in Excellence class has been scheduled for FY 2021-22. Maximum class size is 30 attendees.	
Actual Results for FY 2021-22: Achieved. The additional Foundations in Excellence class of 35 employees took place in FY 2021-22. A total of 63 employees attended the courses. An average participant satisfaction rating of 4.4 was achieved for the class held in FY 2021-22, exceeding the projected rating. This success of this program has resulted in expanding the offerings to two Foundations in Excellence courses for FY 2022-23	
Administrative Office Comments: The intended results have been achieved.	

2019-20 Mid-Year Budget Augmentation Request Results

FUND CENTER 138 – ADMINISTRATIVE OFFICE - EMERGENCY SERVICES

Title: Add 1.00 FTE Limited Term Emergency Services Coordinator I/II/III for five years (expiring June 30, 2025) to increase all-hazards (e.g. non-nuclear) emergency services and planning capabilities	
Expenses: \$55,371	Funding Source(s): \$0 General Fund; \$55,371 SB 1090 Approved via Board action on January 14, 2020, item #5
Intended Results: <ol style="list-style-type: none"> 1. Increase countywide all-hazard emergency preparedness activities through coordination with County departments, cities, special districts, and other Operational Area partners. 2. Increase all-hazard training, drills and exercises for fire, flood, earthquake, tsunami, hazardous materials, dam failure, power outage, and other general emergency threats. 3. Create or update countywide planning documents related to topics such as fires, floods, earthquakes, evacuations, debris management, alert and warning, oil spill, dams/levees, and schools. 4. Create a comprehensive Disaster Service Worker Volunteer (DSW-V) program to include standardized training, exercise, and deployment standards for Amateur Radio Emergency Services/Radio Amateur Civil Emergency Service (ARES/RACES), Community Emergency Response Team (CERT), Medical Reserve Corps (MRC), and other classifications allowed under the DSW-V Program. 5. Develop an employee Disaster Service Worker (DSW) training program. 6. Create a cadre of County employees that will work outside of their day-to-day duties in the Emergency Operations Center and other locations during drills and actual emergencies for needed support services. 7. Increase emergency response and recovery operations capabilities in the Emergency Operations Center (EOC) and related training. 8. Add an on-call Duty Officer on a rotational basis to provide for sustained operations during disasters 24/7. 	
Actual Results for FY 2019-20: Not Achieved. Hiring of the additional limited term Emergency Services Coordinator position was delayed due to the impacts of the COVID-19 pandemic. The position was posted, the applications have been scored, and interviews are being conducted during the first week in December 2020.	
Actual Results for FY 2020-21: <ol style="list-style-type: none"> 1. Achieved. Increased countywide all-hazard emergency preparedness activities through coordination with County departments, cities, special districts, and other Operational Area partners. 2. Not Achieved. All-hazard training, drills and exercises for fire, flood, earthquake, tsunami, hazardous materials, dam failure, power outage, and other general emergency threats was delayed due to the COVID pandemic. 3. Partially Achieved. The County Emergency Operations Plan is being updated, Animal Care Plan is being developed, Hazardous Materials Emergency Response Plan and Fire Response Support Plan are being updated. 4. Partially Achieved. A Disaster Service Worker Volunteer (DSW-V) policy was developed and approved by the Board. 5. Partially Achieved. A Disaster Service Worker (DSW) policy was developed and approved by the Board. 6. Partially Achieved. A Disaster Service Worker (DSW) policy was developed and approved by the Board. 7. Partially Achieved. We have Increased emergency response and recovery operations capabilities in the Emergency Operations Center (EOC) during the pandemic response through on the job and just in time training. 8. Partially Achieved. This position was vacant for a portion of the FY due to recruitment challenges. 	
Actual Results for FY 2021-22: <ol style="list-style-type: none"> 1. Achieved. Increased countywide all-hazard emergency preparedness activities through coordination with County departments, cities, special districts, and other Operational Area partners. 2. Not Achieved. All-hazard training, drills and exercises for fire, flood, earthquake, tsunami, hazardous materials, dam failure, power outage, and other general emergency threats was delayed due to the COVID pandemic. 3. Partially Achieved. The County Emergency Operations Plan is being updated, Animal Care Plan is being developed, Hazardous Materials Emergency Response Plan and Fire Response Support Plan are being updated. 4. Achieved. A Disaster Service Worker Volunteer (DSW-V) policy was developed and approved by the Board. 5. Achieved. A Disaster Service Worker (DSW) training program is in place and hosted in NeoGov. 6. Achieved. A Disaster Service Worker (DSW) policy was developed and approved by the Board. 7. Achieved. We have increased emergency response and recovery operations capabilities in the Emergency Operations Center (EOC) during the pandemic response through on the job and just in time training. 8. Achieved. The additional Emergency Services Coordinator has been hired and trained. 	
Administrative Office Comments: The intended results have been partially achieved; this augmentation will continue to be reported on in the FY 2024-25 budget.	

FUND CENTER 114 – INFORMATION TECHNOLOGY

Title: Funding for the Public Safety Radio Communications System Upgrade project; add 1.00 FTE Network Engineer I/II/III and 1.00 FTE Limited Term Network Engineer I/II/III for 60 months; and delete 1.00 FTE Communications Technician I/II	
Expenses: \$6,100,144	Funding Source(s): \$2,931,761 Fund Center 266 - Countywide Automation Replacement Designation; \$1,823,383 - Fund Center 266 - Public Safety Radio Communication Designation; \$1,345,000 - Fund Center 230 - Capital Projects, WBS #320061 Approved via Board action on February 25, 2020, item #36
Intended Results: <ol style="list-style-type: none"> 1. A modern radio network that will be professionally supported with parts and supplies that are readily available on the open market. 2. New analog/digital hybrid transmitters, replacing the existing site transceiver network, including radio network “voting” functionality. 3. Upgraded microwave radio equipment expanding existing capacity and leveraging existing equipment where possible. 4. A cost-effective first step toward an industry-standard all-digital solution with more capability and features that can be easily monitored, managed and expanded. 5. New monitoring and test equipment required by the new two-way radio network technology will continue to ensure high availability and reliability. 6. The retention of existing end-user radios which can then be replaced over time, prolonging the legacy radios useable lifespan and reducing one-time costs. 7. Continued radio network reliability and robustness for years to come. 8. A sequential deployment approach that will reduce system outage at cutover. 	
Actual Results for FY 2019-20: <ol style="list-style-type: none"> 1. Partially Achieved. New, modern microwave hardware and Land Mobile Radio (LMR) hardware have been / will be selected. 2. In Progress. An RFP was solicited in FY20-21 and purchase of hardware will occur after award of the RFP. 3. In Progress. New microwave hardware was purchased and will be implemented in FY20-21. 4. In Progress. Microwave and LMR hardware are planned for installation in upcoming fiscal years. 5. In Progress. Selection of the LMR hardware will determine the required monitoring toolset. 6. In Progress. Existing end-user radios will continue being used during and after installation of new LMR hardware. 7. In Progress. Radio network reliability will continue to achieve 99.9999% uptime during the upgrade project. 8. In Progress. Site deployment schedule has been developed for new microwave hardware. Will develop a similar schedule for LMR hardware once a vendor has been selected. 	
Actual Results for FY 2020-21: <ol style="list-style-type: none"> 1. Achieved. New, modern, microwave hardware and Land Mobile Radio (LMR) hardware has been selected. 2. Achieved. An RFP was released in FY20-21. Purchase of hardware will occur after award of the RFP. 3. Achieved. New microwave hardware was purchased and installation has occurred at most of the county microwave sites as planned. 4. In Progress. Further Microwave and all LMR hardware are planned for installation in upcoming fiscal years. 5. In Progress. Selection of the LMR hardware will determine the required monitoring toolset. 6. In Progress. Existing end-user radios will continue being used during and after installation of new LMR hardware. 7. In Progress. Radio network reliability will continue to achieve 99.9999% uptime during the upgrade project. 8. In Progress. Site deployment schedule has been developed for new microwave hardware. Will develop a similar schedule for LMR hardware once a vendor has been selected 	
Actual Results for FY 2021-22: <ol style="list-style-type: none"> 1. Achieved. New, modern, microwave hardware and Land Mobile Radio (LMR) hardware has been selected. 2. Achieved in a prior fiscal year. 3. Achieved. New microwave hardware was purchased, and installation has occurred at most of the county microwave sites as planned. The new equipment is compatible with existing end-user radio equipment currently in use. 4. In Progress. Further Microwave and all LMR hardware are planned for installation in upcoming fiscal years. Completing the upgrade work at 14 sites is expected to occur by February 2023. 5. In Progress. Selection of the LMR hardware will determine the required monitoring toolset. 6. In Progress. Existing end-user radios will continue being used during and after installation of new LMR hardware. 7. In Progress. Radio network reliability will continue to achieve 99.9999% uptime during the upgrade project. 8. In Progress. Site deployment schedule has been developed for new microwave hardware. Will develop a similar schedule for LMR hardware once a vendor has been selected. Estimated project completion in FY 2022-23. 	
Administrative Office Comments: The intended results have been partially achieved; this augmentation will continue to be reported on in the FY 2024-25 budget.	

FUND CENTER 266 – INFORMATION TECHNOLOGY – COUNTYWIDE AUTOMATION

Title: Funding for Behavioral Health Records Management System Migration project	
Expenses: \$1,848,650 one-time; \$229,908 ongoing	Funding Source(s): \$1,848,650 Fund Center 266 Countywide Automation Funds \$229,908 Fund Center 166 – Behavioral Health Approved via Board action on October 1, 2019, item #25
Intended Results: <ol style="list-style-type: none"> 1. Behavioral Health electronic health clinical data, current users and service lines will be migrated to a cloud-based EHR platform supported by a leading company in the EHR field. 2. The Behavioral Health department will have a functioning EHR, satisfying a legal requirement for Behavioral Health facilities the size and scope of San Luis Obispo County. 3. The hosted solution model will provide greater uptime for system availability. 4. The Millennium platform will reduce current support issues related to system outages, enhance system performance, and improve usability. 5. The Health Agency will utilize a system that is fully supported by the vendor and will improve Behavioral Health compliance with federal and state regulations. 	
Actual Results for FY 2019-20: Partially achieved. Contract for professional migration services was approved by the Board of Supervisors as planned; preliminary project planning discussions with the vendor were initiated. None of the intended results can be achieved until implementation begins. Implementation is planned to begin in the second half of FY 2020-21.	
Actual Results for FY 2020-21 and FY 2021-22: This project was closed due to the inability of the vendor to provide the software. We have a new project WBS # 360034 CalMHSA EHR Project.	
Administrative Office Comments: The intended results have not been achieved. This augmentation will no longer be reported on as the project has been replaced. The augmentation for the replacement project will be reported on starting in the FY 2024-25 budget under either the FC 166 – Behavioral Health or FC 266 – Information Technology – Countywide Automation FY 2022-23 Budget Augmentation Request Results. The Board approved the cancellation and replacement of this project and the transfer of remaining funds in the amount of \$1,730,331 on July 12, 2022, via Item #14, due to the selected vendor’s inability to demonstrate that the Millennium platform is a fully functional comprehensive platform with the ability to meet the clinical and billing requirements specific to California. Additionally, approximately a further \$95,000 in payments to the selected vendor were returned.	

FUND CENTER 166 – HEALTH AGENCY – BEHAVIORAL HEALTH

<p>Title: Add 1.00 FTE Limited Term Behavioral Health Clinician II and 1.00 FTE Limited Term Behavioral Health Specialist I to support the expansion of mental health diversion treatment services for probationers from October 1, 2019 through December 31, 2022 (see corresponding Mid-Year Budget Adjustment Report for Fund Center 139 - Probation)</p>	
<p>Expenses: \$588,975 (Total grant: \$2,145,000)</p>	<p>Funding Source(s): \$588,975 Board of State and Community Corrections Grant Approved via Board action on November 19, 2019, item #25</p>
<p>Intended Results:</p> <ol style="list-style-type: none"> Decrease homelessness among Mental Health Diversion Court (MHDC) participants by: <ol style="list-style-type: none"> Increasing the number of recovery residence or room and board beds available for persons with mental illness within four months of award by contracting for an additional six beds; and Increasing housing stability for those in the MHDC program to 114 days (current baseline is 69 days). Divert adults with nonviolent arrests into MHDC program by: <ol style="list-style-type: none"> Providing services within four days of release from jail or court order into MHDC program; Providing evidence-based treatment Moral Recognition Therapy, trauma-informed care, illness management recovery and Dialectical Behavioral Therapy; and Providing treatment services to participants for a minimum of 180 days. Reduce recidivism (conviction of a new felony or misdemeanor) within one year of order into the MHDC program measured by client survey at intake and at completion by: <ol style="list-style-type: none"> Reducing mental health symptoms for participants during treatment; Reducing drug and alcohol usage for participants during treatment; and Increasing participants' job skills through employment, education or volunteer participation. 	
<p>Actual Results for FY 2019-20:</p> <ol style="list-style-type: none"> <ol style="list-style-type: none"> Not achieved. A request for proposal was issued for additional beds for persons with mental illness. At the end of the period, zero proposals were received. Behavioral Health has continued to reach out to providers in the community and began negotiations with one provider for additional beds. Achieved. Housing days exceeds 114 days (currently average of 273 days). All participants are provided transitional housing and linkage to community housing resource for permanent housing. <ol style="list-style-type: none"> Achieved. 100% of MHDC participants have received services within four days. Achieved. Services began and include grant required evidence-based treatment for mental health and substance use disorders. Achieved. Treatment services have been provided to all participants for over 180 days. <ol style="list-style-type: none"> Achieved. Mental Health symptoms have been reduced as seen by zero Psychiatric Health Facility (PHF) admissions and zero arrests. Achieved. Drug testing is utilized to monitor drug use. When positive drug tests are received a relapse prevention plan is put in place until negative testing is received. All clients in MHDC have achieved negative testing after their first 90 days in treatment (Phase 1). Achieved. Job skills and education are being provided through TMHA growing grounds program. 	
<p>Actual Results for FY 2020-21:</p> <ol style="list-style-type: none"> Decrease homelessness among Mental Health Diversion Court (MHDC) participants by: <ol style="list-style-type: none"> Not achieved. A request for proposal was issued for additional beds for persons with mental illness. At the end of the period, zero proposals were received. Behavioral Health has continued to reach out to providers in the community and with no interest and has continue to utilize local recovery residence to house MHDC participants. Achieved in FY 2019-20. Achieved in FY 2019-20. Achieved in FY 2019-20. 	
<p>Actual Results for FY 2021-22:</p> <ol style="list-style-type: none"> Decrease homelessness among Mental Health Diversion Court (MHDC) participants by: <ol style="list-style-type: none"> Not achieved. In process, contracts are in process to provide increased beds specifically for participants with serve mental illness. Achieved in FY 2019-20. Achieved in FY 2019-20. Achieved in FY 2019-20. 	
<p>Administrative Office Comments: The intended results have been partially achieved; this augmentation will continue to be reported on in the FY 2024-25 budget.</p>	

Title: Add 1.00 FTE Limited Term Licensed Psychiatric Technician/Licensed Vocational Nurse I/II/III to provide Youth Crisis Triage Services	
Expenses: \$87,605	Funding Source(s): \$87,605 Mental Health Services Oversight & Accountability Commission Mental Health Wellness Act of 2013 Grant and Medi-Cal revenue Approved via Board action on August 13, 2019, item #30
Intended Results: Goal: Improve crisis response to schools and hospitals when youth are identified as suffering from severe emotional duress. 1. Increase on-site mental health evaluations by the mobile crisis response system by 20% over baseline by November 30, 2019 and each year after. This will be measured by crisis responder logs and electronic health records. 2. Improve satisfaction rates for schools and emergency departments who work with the mobile crisis response personnel by 20% over baseline by November 30, 2019 and each year after. This will be measured by contract monitoring surveys conducted by the County quarterly. Goal: Reduce the number of youth in need of placement in psychiatric inpatient hospitals. 1. Reduce number of involuntary holds for evaluation (W&I 5585) for persons under 18 years of age written locally by 10% over baseline by November 30, 2019 and each year after. This will be measured by crisis responder logs and electronic health records. 2. Increase youth engaged in ongoing, local outpatient treatment post-crisis by 10% over baseline by November 30, 2019 and each year after. This will be measured by crisis responder logs and electronic health records.	
Actual Results for FY 2019-20: Goal: Improve crisis response to schools and hospitals when youth are identified as suffering from severe emotional duress. 1. Partially achieved. A 3.15% increase (from 508 to 524) was recorded from FY 2018-19 to FY 2019-20. In FY 2018-19, 508 youth aged 21 and under had mental health evaluations by the mobile crisis response team. In FY 2019-20, the first full year of service for the Youth Crisis Triage program, 524 youth aged 21 and under had mental health evaluations by the mobile crisis response team. Of those 524, 171 (32.6%) were evaluations by the Youth Crisis Triage mobile crisis response team. 2. Achieved. FY 2019-20 was the first full year of service for the Youth Crisis Triage program and will be used as the baseline. Satisfaction rates for schools and emergency departments who work with the Youth Crisis Triage response personnel were ranked 4.0 out of 4.0 "very satisfied" by all reviewers. Goal: Reduce the number of youth in need of placement in psychiatric inpatient hospitals. 1. Not achieved. FY 2019-20 was the first full year of service for the Youth Crisis Triage program and will be used as the baseline. As such, 160 youth, under 18 years of age, were placed on involuntary holds. 2. Not achieved. FY 2019-20 was the first full year of service for the Youth Crisis Triage program and will be used as the baseline. As such, of the 146 unduplicated youth that accessed the Youth Crisis Triage team, six engaged in ongoing, local outpatient treatment post-crisis.	
Actual Results for FY 2020-21: Goal: Improve crisis response to schools and hospitals when youth are identified as suffering from severe emotional duress. 1. Partially achieved. A 0.6% increase (from 524 to 527) was recorded from FY 2019-20 to FY 2020-21. In FY 2019-20, 524 youth aged 21 and under had mental health evaluations by the mobile crisis response team. In FY 2020-21, the second full year of service for the Youth Crisis Triage program, 527 youth aged 21 and under had mental health evaluations by the mobile crisis response team. Of those 527, 105 (19.9%) were evaluations by the Youth Crisis Triage mobile crisis response team. 2. Achieved. Satisfaction rates for schools and emergency departments who work with the Youth Crisis Triage response personnel were ranked 4.0 out of 4.0 "very satisfied" by all reviewers. Goal: Reduce the number of youth in need of placement in psychiatric inpatient hospitals. 1. Not achieved. In FY 2019-20, the first full year of service for the Youth Crisis Triage program, 160 youth under 18 years of age were placed on involuntary holds. In FY 2020-21, 183 youths under the age of 18 were placed on holds, an increase of 13.6% from the previous year and made up 58.7% of disposition outcomes. 2. Partially achieved. In FY 2019-20 of the 146 unduplicated youth that accessed the Youth Crisis Triage team, six (4.1%) engaged in ongoing, local outpatient treatment post-crisis. In FY 2020-21 of the 105 youth that accessed the Youth Crisis Triage Team, 10 were engaged in reassessments (9.5%) and 21 received follow-up calls from the mobile crisis response team (20%).	
Actual Results for FY 2021-22: Goal: Improve crisis response to schools and hospitals when youth are identified as suffering from severe emotional duress. 1. Partially achieved. A 17.48% increase (from 527 to 628) was recorded from FY 2020-21 to FY 2021-22. In FY 2020-21, 527 youth aged 21 and under had mental health evaluations by the mobile crisis response team. In FY 2021-22, the third full year of service for the Youth Crisis Triage program, 628 youth aged 21 and under had mental health evaluations by the mobile crisis response team. Of those 628, 113 (17.9%) were evaluations by the Youth Crisis Triage mobile crisis response team. 2. Achieved. Satisfaction rates for schools and emergency departments who work with the Youth Crisis Triage response personnel were ranked 4.0 out of 4.0 "very satisfied" by all reviewers.	

<p>Goal: Reduce the number of youth in need of placement in psychiatric inpatient hospitals.</p> <ol style="list-style-type: none"> 1. Not achieved. In FY 2020-21, the second full year of service for the Youth Crisis Triage program, 183 youth under 18 years of age were placed on involuntary holds. In FY 2021-22, 236 youths under the age of 18 were placed on holds, an increase of 22.45% from the previous year and made up 57% of disposition outcomes. 2. Achieved. In FY 2020-21 of the unduplicated youth under the age of 18 that accessed the Youth Crisis Triage Team, 10 were engaged in reassessments and 21 received follow-up calls from the mobile crisis response team (110% increase). In FY 2021-22, 37 youth clients were reassessed by the Youth Crisis Triage team and 150 unduplicated clients received follow-up calls from the mobile crisis response team (305% increase)
<p>Administrative Office Comments: The intended results have been partially achieved; this augmentation will continue to be reported on in the FY 2024-25 budget.</p>

<p>Title: Add 0.50 FTE Limited Term Behavioral Health Specialist I/II/III for the 32 month period from January 1, 2020 through August 31, 2022 to prevent overdose deaths and other problems due to opioid misuse and abuse throughout the county</p>	
<p>Expenses: \$69,984</p> <p>(Total grant: \$255,000)</p>	<p>Funding Source(s): \$69,984 California Opioid Safety Coalition grant</p> <p>Approved via Board action on December 17, 2019, item #11</p>
<p>Intended Results:</p> <ol style="list-style-type: none"> 1. Utilize the California Opioid Dashboard and other resources to help inform and implement local interventions/activities. 2. Promote buprenorphine training programs among prescribers, clinics, hospitals, and emergency departments (EDs), with a goal to: <ol style="list-style-type: none"> a. Train 20 Emergency Department physicians and medical teams to increase availability and access to medication assisted treatment. b. Provide education and best practice tools (e.g. titrate schedule tools) and alternative pain management practices to 10 local family practice providers regarding best practices for treating patients with an existing opioid prescription. 3. Implement two media outreach activities in partnership with the State of California Department of Public Health (CDPH) and Center for Disease Control and Prevention (CDC) annually, with a target of countywide exposure. 4. Increase the number of naloxone distribution sites through enhanced acceptance, and program/agency buy-in. 	
<p>Actual Results for FY 2019-20:</p> <ol style="list-style-type: none"> 1. Achieved. The coalition utilizes the California Department of Public Health (CDPH) Opioid Dashboard in conjunction with our local County Public Health collected data to communicate our county's needs to the public and partner organizations. For example, our data shows that local opioid prescriptions are declining, while emergency department visits for opioid-involved overdoses are showing a slight increase. This data pointed the Coalition to focus more energies on engaging the public in overdose prevention efforts, and less effort on engaging with prescribers to reduce opioid prescriptions. 2. <ol style="list-style-type: none"> a. Not Achieved. To date, Behavioral Health has accomplished no activities related to this objective. Behavioral Health has a goal of meeting this objective by August 31, 2021. b. Not achieved. Much of the work of engaging with physicians and offering trainings has been put on hold due to the COVID-19 pandemic, as many providers are either too busy with patients or are limiting their time to only focus on medical need. 3. Partially Achieved. To date Behavioral Health has engaged with two medical providers by providing them with the "Risks are Real" campaign materials, as well as the risk reduction wallet card the Coalition created for patients. Behavioral Health is in the process of reaching out to local pharmacies to promote the campaign as well. The second planned media outreach campaign (CDC's "Rx Awareness" school-based campaign) is planned to be completed by August 31, 2021. 4. Partially Achieved. Prior to the COVID-19 pandemic, the coalition was conducting in-person Naloxone trainings within the San Luis Obispo County Jail for any interested inmate. Once trained, the team worked with jail staff to have a Naloxone kit placed on their property for them to have upon release. Due to the implementation of the COVID-19 shelter-at-home orders, in person training stopped, however the team has created a video version of the training for jail staff to show, and still provide the Naloxone kit for the inmates. The Coalition is working to adapt this training to be able to offer to County staff as well as local organizations who are likely to find themselves to be first responders in cases of opioid overdose. In FY 2020-21, the Coalition will be collaborating with a variety of local organizations (SLO Bangers, T-MHA, SLO Co. Recovery Group, etc.) to host pop-up events that would include Naloxone distribution. 	
<p>Actual Results for FY 2020-21:</p> <ol style="list-style-type: none"> 1. Achieved in FY 2019-20. 2. Partially Achieved. <ol style="list-style-type: none"> a. While the coalition hasn't conducted the training portion of this objective, it has been supportive of Dignity Health's efforts to provide Medication Assisted Treatment (MAT) inductions in the hospital setting (both in the emergency department and for admitted patients). The program also utilizes a health navigator to support the 	

- individual to get established with an outpatient treatment provider. They will also be launching a naloxone distribution project out of their ERs soon. Both programs are getting established, and the coalition is supporting them by providing opportunities for increasing collaboration and communication in ensuring individuals can access services from a variety of entry points.
- b. Much of the work of engaging with physicians and offering trainings has been put on hold due to COVID-19, as many providers are either too busy with patients or are limiting their time to only focus on medical need
3. Achieved. The "Risks are Real" campaign was completed in FY 2019-20. The coalition's media outreach in FY 2020-21 was focused on overdose prevention and naloxone access. A second planned media outreach campaign (CDC's "Rx Awareness" school-based campaign) will be implemented in FY 2021-22.
 4. Achieved. The Coalition has been doing work around Naloxone education and access, particularly because of the increased opioid-involved overdoses occurring locally, including:
 - a. The coalition partnered with the Cal Poly Digital Transformation Hub, powered by Amazon Web Services, to develop "Naloxone Now" a web application that provides people with access to opioid overdose response training and a free naloxone kit, confidentially delivered to their homes. This empowers people to be ready, able and equipped to respond to an overdose event enabling them to save a life. With this application, we aim to educate the community about opioid overdose, reduce the stigma around naloxone, and provide easy, low barrier access to naloxone. Naloxone Now will be released to the community December 2021.
 - b. The coalition provided training and technical assistance to Cal Poly's Campus Health and Wellbeing Program in starting a naloxone distribution program on campus. While the University's Health Center had naloxone available at their pharmacy, access was limited to students only and wasn't very well advertised. The coalition was successful in helping Cal Poly Campus Health and Wellbeing to adopt a policy to allow for naloxone training and distribution via the Peer Health Education Program, accessible to all students, faculty, and staff. Local data on overdoses from counterfeit pills containing fentanyl, as well as local data showing overdoses affecting college-aged individuals helped the university overcome its hesitancy towards the project. Training occurred during Spring 2021, and the program officially launched in July 2021.
 - c. The coalition assisted in advocating for the Public Health Dept to allow the syringe exchange program to utilize space in one of their satellite offices as a regular, weekly, harm reduction site. This was of particular importance in this area of the county, as a large homeless camp there was cleared out, and many of the residents affected lost their access to the harm reduction program. With the opening of the new site, these high-risk residents now have regular, safe access to harm reduction and naloxone again. Current community distribution is conducted through SLO County Jail, SLO Bangers Syringe Exchange Program, and County Drug and Alcohol Services.

- Actual Results for FY 2021-22:**
1. Achieved and on-going. Staff continues to utilize the CDPH Opioid Surveillance Dashboard and obtain updated overdose death data from the SLO County Coroner's Office (twice per year) to inform projects and keep the public up to date on local data and trends associated with opioid use. For example, our local data showed the highest increase in overdose death rates for the 15-19 and 45-49 year old age groups (2020-2021.) The youth data specifically pointed the coalition towards a youth outreach project, where we are currently providing education to parents, schools, and youth around opioid misuse, fentanyl, and overdose prevention.
 2. Partially Achieved.
 - a. The coalition is supporting local MAT providers by providing opportunities for increasing collaboration and communication in ensuring individuals can access services from a variety of entry points. The coalition launched a "Provider's Collaborate" workgroup that aims to provide information across service providers about MAT resources so they can support their clients in accessing treatment. We also have developed a localized MAT Treatment Providers brochure in English and Spanish to assist the community in learning how to access MAT services throughout the county.
 - b. The coalition is currently working on educational resources for parents and families regarding opioid misuse, prevention, and treatment. These educational resources will be distributed to local family practice and pediatricians for their patients and families.
 3. Achieved. The "Risks are Real" campaign was completed in FY 2019-20. The coalition's media outreach in FY 2021-22 was focused on overdose prevention and naloxone access. Our second media campaign launched in Fall 2022. The campaign consists of a billboard, targeted digital media ads, and RTA bus ads to raise awareness of naloxone within the community. The billboard reached a target audience of 55,234 people per week. The digital ads reached 200,000 community members and saw an average "click through" rate of 23% - about 1 out of 4 people clicked through the ad to see the NaloxoneNowSLO website. Preliminary order data from NaloxoneNowSLO reflects the campaign's success, with 56 overdose rescue kit orders during the month of October, almost double the previous monthly average of 27 orders.
 4. Achieved. The Coalition has been doing work around Naloxone education and access, particularly because of the increased opioid-involved overdoses occurring locally, including:
 - a. Maintaining the coalition's NaloxoneNowSLO website for online education and access to naloxone. After the site launched in January 2022, the coalition received 90 overdose rescue kit orders, and since then has averaged 27 orders per month. The coalition has fulfilled 375 orders to date. We are working to implement Spanish translation onto the site, to increase its accessibility to all members of the community. We also have had the opportunity to promote the resource to other coalitions statewide, with several coalitions working to implement their own version of the site. Currently Santa Barbara County has completed their implementation and their site launched as NaloxoneNowSB. Statewide interest has grown as well, which is exciting to be on the forefront on bringing innovation to the state!
 - b. The coalition provides training and technical assistance to community partners interested in having naloxone on site for emergency use, or for distribution to their clients. This year the coalition supported school nurses

countywide in accessing the DHCS naloxone distribution project to have naloxone available on school campuses (elementary through secondary) in case of emergency. Each school district in the county is currently working towards this goal, with some having already received and placed Narcan on their campuses. The coalition also worked with CAP-SLO's 'The Center' to become a naloxone distribution site. Currently, we are working with the County's Department of Social Services on having naloxone both on site for emergencies, as they have had some instances of suspected overdoses on site, as well as planning for program specific naloxone distribution.

- c. The coalition is moving forward on installing 42 NaloxBoxes throughout the county. These boxes will serve as emergency overdose rescue kits for members of the community to access in case of emergency. They are intended to function like an AED for heart-related emergencies. Each NaloxBox will be equipped with Narcan (nasal naloxone), CPR face shield, detailed instructions for responding to an opioid overdose, and contact information for the coalition. Once registered, they will be able to be searched by location via the NaloxBox website. Both County Counsel and Human Resources safety officers have approved the project, and we are solidifying locations for placement based on OES overdose incidence map data and public accessibility.

Administrative Office Comments:

The intended results have been partially achieved; this augmentation will continue to be reported on in the FY 2024-25 budget.

FUND CENTER 160 – HEALTH AGENCY – PUBLIC HEALTH

Title: Add 1.00 FTE Environmental Health Specialist I/II/III to provide services for the Local Primacy Agency Small Water Systems Program	
Expenses: \$29,681	Funding Source(s): \$29,681 State Local Primary Agency funds Approved via Board action on March 24, 2020, item#11
Intended Results: 1. Notification and subsequent permitting of an estimated 100 small public water systems that do not have a permit over the next three years.	
Actual Results for FY 2019-20: The Environmental Health Services Division opened recruitment for the new position that was added for the Local Primacy Agency (LPA) Small Water Systems Program. The candidate is still in the hiring process and Public Health expects the new employee to begin work in 2021, when training will begin. There are some new facilities going through the permitting process now and more will be added once the new hire is trained.	
Actual Results for FY 2020-21: The Environmental Health Services Division filled the new position added for the Local Primacy Agency (LPA) Small Water Systems Program at the end of the 2020 calendar year. The candidate has been trained and is now working on fulfilling the duties of the LPA program according to the annual LPA working plan. New facilities are also being pursued and are going through the plan review and permitting processes. This process will be ongoing through the next fiscal year.	
Actual Results for FY 2021-22: From a cost recovery perspective, the Environmental Health Services Division temporarily transferred the incumbent filling this position to the Consumer Protection Program where there was an existing vacancy until the more than 70 water systems that are currently in the cue complete their required engineering and other technical work needed to obtain a permit and pay their annual fee. The process is taking longer than expected due to the limited number of engineering firms locally. The position will be transferred back when a substantial number of the systems complete the process and pay for and obtain a health permit.	
Administrative Office Comments: The intended results have been partially achieved; this augmentation will continue to be reported on in the FY 2024-25 budget.	

FUND CENTER 377 – LIBRARY

Title: Funding for three three-quarter ton cargo vans in the amount of \$55,000 each, and an additional \$150,000 allocated for mobile library unit modifications	
Expenses: \$315,000	Funding Source(s): Library’s Facilities Designation Fund Approved via Board action on March 10, 2020, item#7
Intended Results: <ol style="list-style-type: none"> 1. Libraries’ purchase of three (3) cargo vans will create opportunities for public outreach to senior and youth facilities in the form of mobile library units 2. Allow for the distribution of library materials to unincorporated areas where library services do not currently exist and to those who are unable to visit a library. 3. Mobile library success will be measured by tracking the number of annual stops, the number of materials circulated through outreach services, and the number of programs and participants that would otherwise be impossible without the addition of the mobile library vehicles. 	
Actual Results for FY 2019-20: <ol style="list-style-type: none"> 1. As of June 30, 2020, the Library was working with County Fleet Services to acquire three transit vans. 	
Actual Results for FY 2020-21: <ol style="list-style-type: none"> 1. As of June 30, 2021, the Library purchased three transit vans, finalized design and specifications for upfitting the van for library services, and selected a vendor to upfit the vans. 	
Actual Results for FY 2021-22: <ol style="list-style-type: none"> 1. Achieved. As noted in FY 2020-21, the procurement of three (3) cargo vans was completed. 2. Achieved. The three (3) cargo vans have been upfitted and deployed to unincorporated areas where library services currently don’t exist or to locations where people are unable to physically visit a library branch. 3. Achieved. This is an ongoing goal that tracks stops, materials circulated, and the number of programs provided through the deployment of the cargo vans throughout the county. 	
Administrative Office Comments: The intended results have been achieved.	

2020-21 Budget Augmentation Request Results

FUND CENTER 141 — AGRICULTURAL COMMISSIONER

Title: Delete 1.00 FTE Accounting Technician and add 1.00 FTE Accountant as part of a departmental restructure.	
Expense: \$6,721	Funding Source(s): General Fund Support: \$3,360 State Aid: \$3,361 Approved via FY 2020-21 Budget Adoption
Intended Results: <ol style="list-style-type: none"> 1. Accountant to act as a fully trained backup on all departmental budgeting responsibilities. 2. Accountant to provide financial oversight and timely billing on various grants and contracts retained by the department. 3. Accountant to provide improved succession planning for the Administrative division of the department. 	
Actual Results for FY 2020-21: <ol style="list-style-type: none"> 1. An Accountant has been hired. The initial training has allowed the accountant to become exposed to the annual budget and trained in the basic departmental budget process. The remaining training currently taking place will provide a more hands-on approach to some of the more complex processes. The department anticipates meeting this goal by the end of FY 2021-22. 2. Achieved. The Accountant has assumed financial oversight of all departmental grants and contracts. The department has met the intended result for this portion of the BAR. 3. Achieved. The addition of an accountant position has created a direct path to the Administrative Services Manager role that did not previously exist. The department has met the intended result for this portion of the BAR. 	
Actual Results for FY 2021-22: <ol style="list-style-type: none"> 1. Partially Achieved. Training in the main aspects of the departmental budget process has been completed and the accountant has been exposed to the entire process. Complete training, including independent work on the budget, has been hindered by staff shortages but is expected to be completed by the end of FY 2022-23. 2. Achieved. Achieved in a prior fiscal year. 3. Achieved. Achieved in a prior fiscal year. 	
Administrative Office Comments: The intended results have been partially achieved; this augmentation will continue to be reported on in the FY 2024-25 budget.	

FUND CENTER 166 — HEALTH AGENCY - BEHAVIORAL HEALTH

Title: Convert 2.50 FTE limited term Behavioral Health Clinicians to permanent positions for courtroom screening.	
Expense: \$404,149	Funding Source(s): AB 109 Realignment \$404,149
Intended Results:	
<ol style="list-style-type: none"> Maintain or exceed the number of offenders screened at pre-trial hearings (500 annually). Maintain or exceed the reduction in Psychiatric Health Facility (PHF) hospitalizations post enrollment; 162 individuals had PHF hospitalizations in the year prior to enrollment (162/552 = 29.3%) compared to 17 individuals post enrollment (17/552 = 3%). Maintain or exceed the reduction in criminal recidivism (1,278 convictions one year prior to enrollment compared to 201 convictions one year post enrollment, an 84% reduction). 	
Actual Results for FY 2020-21:	
<ol style="list-style-type: none"> Partially Achieved. Due to COVID-19, funding through AB 109 Realignment was temporarily reduced to include only 1.50 FTE and 208 offenders were screened at pre-trial hearings. Not achieved. PHF stays have increased after AB 1810 (Mental Health Diversion) was implemented, however the data review suggests that these are individuals that have previously not been connected to mental health treatment and have been homeless in the community. Once connected to the correct services these clients are being identified as needing support sooner and for less time which help them remain in the community and not in the jail system. Achieved: 37% fewer new bookings during the 12 months following screening. 	
Actual Results for FY 2021-22:	
<ol style="list-style-type: none"> Partially Achieved – Screened 307 (due to clinician shortage we continue to have 1 clinician, recruitment continues). Not able to achieve: Marker will not be achieved as data collected shows that PHF stays have increased after AB 1810 (Mental Health Diversion) was implemented, however the data review suggests that these are individuals that have previously not been connected to mental health treatment and have been homeless in the community. Once connected to the correct services there is initial rise in PHF stays until stabilized Achieved: 37% fewer new bookings during the 12 months following screening. 	
Administrative Office Comments:	
The intended results have been partially achieved; this augmentation will continue to be reported on in the FY 2024-25 budget.	

FUND CENTER 112 — HUMAN RESOURCES

Title: Extend 1.00 FTE Limited Term Human Resources Technician – Confidential through FY 2020-21 to meet legal mandates and support increased labor relations activity funded by temporarily reducing consultant expenses by \$114,572	
Expense: \$114,572	Funding Source(s): General Fund: \$114,572 (does not reflect increased General Fund support required as this request is funded with a redirection of General Fund support already allocated to this department)
Intended Results:	
<ol style="list-style-type: none"> 1. Maintain compliance with all legal mandates. 2. Engage in operational meet and confer sessions (e.g. new or revised job classifications and salary setting, new departmental policies, etc.), records requests, data gathering and identification of prevention opportunities to impact grievance and appeal trends. 3. Execute the County's labor strategy and goals as directed by the County Administrative Officer and Board of Supervisors. 4. Continue increased labor-related communication through regular updates in the County newsletter. 5. Develop content to be delivered via classroom training and online courses a minimum of 4 times per year on labor relations and compensation with the goal of reaching 80% of managers and supervisors. 6. Continue efforts to increase communication to employees about compensation to increase employees' knowledge. 7. Develop online content for management reference and effective training. 8. Continue to provide annual Total Compensation statements as prioritized in the April 2018 Labor Relations Workshop. 9. Maintain ongoing program deliverables to customers and employee organizations within the bounds of the current labor relations vendor budget. 10. Increase quality and efficiency at bargaining sessions, including faster and more effective evaluation of union proposals, faster responses to information requests, and proactive actions to address union concerns and key County priorities. 11. Collaborate with departments to prepare for upcoming FY 2020-21 contract negotiations. 12. Address deferred list of operational/mid-contract bargaining to assist in driving County priorities (e.g. Civil Service Commission rules and ordinance changes). 13. Evaluate the County's ancillary compensation program competitiveness through thorough benchmarking beyond existing survey maintenance to prepare for future bargaining sessions (e.g. education and wellness reimbursement programs). 14. Continue to identify possible non-pensionable compensation programs and cost-effective options for County labor strategy consideration. 15. Support Human Resource's employee and retiree benefits program strategic plan and assist with the implementation of new programs through the collective bargaining process. 16. Conduct a "health check" on the 2010 Compensation Study by re-evaluating established benchmarks, internal alignments, and comparator agencies to ensure the County is measuring the appropriate agencies and classifications to accurately monitor market competitiveness. 17. Contain the number of unfair practice charges from unions. 18. Meet the department's needs by completing deferred compensation and classification work, such as the backlog of over 25 class and compensation studies and 6 position studies, review of alignment with benchmark classifications, review of selection of agencies that the County chooses to compare its wages, benefits, and pension benefits against, and a Fair Labor Standards Act (FLSA) exemption audit. 	
Actual Results for FY 2020-21:	
<ol style="list-style-type: none"> 1. Achieved. Ensured all legal mandates were met, including operations meet and confer sessions, records requests and data gathering. Between July 2020 – June 2021, the County completed 10 bargaining sessions, including 6 joint labor management meetings with the Deputy Sheriffs Association. The County continued the response to the current COVID-19 emergency and the provisions of the First Families Coronavirus Response Act (FFCRA), and the emergency Family Medical Leave Act expansion act such as the additional hours of sick leave. Also implemented Cal OSHA emergency temporary standards and SB95 COVID leave. The Labor Technician position was critical to ensuring there was capacity to implement the COVID 19 provisions quickly and efficiently. 2. Achieved. Negotiated several key policy changes and side letter agreements, such as new Crisis Response Team and Courthouse Dog program for DA's Office, various policies related to COVID-19. 3. Achieved. The County had closed contracts with all employee associations for FY 20-21 and implemented and maintained provisions of those contracts. The county also implemented changes for unrepresented employees including targeted salary and compaction increases, health care increase for employees with dependents based on market competitiveness and comparator agencies and mitigating the impacts of pension increases while maintaining our cost sharing philosophy. The Labor Technician position was critical in gathering the survey data and analysis of the market to help determine the appropriate increases for employees. 4. Achieved. Continued regular communications through the county newsletter, including 6 updates related to COVID 19 and wage and benefit changes, and sent regular communications to payroll coordinators and departments regarding COVID updates and compensation and benefit changes for unrepresented staff. The Labor Technician played a key role in developing these Inside Scoop articles. 5. Partially Achieved. Developed and provided Labor Relations Training for Supervisors, through NeoGov Learn to create a three-module series. This training would not have been developed were it not for the Labor Technician position. 6. Achieved. Continued communication to employees through the County newsletter, updated Benefits at a Glance and assist with questions from department payroll coordinators about wage and operational increases for unions and unrepresented employees. The Labor Technician played a key role in developing the these inside scoop articles and updating the Benefits at a Glance. 	

<p>7. Achieved. Developed, and published through NeoGov Learn a three module supervisors specific training. Also, currently developing roundtable training for payroll coordinators for December 2021 and plans develop a manager and supervisor training in 2022. These training would not have been developed were it not for the Labor Technician position.</p> <p>8. Achieved. Launched Total Compensation statements for all employees in May 2021</p> <p>9. Achieved. Implemented and maintained provisions of existing contracts. Completed Joint Labor Management Committee with the Deputy Sheriff's Association. Stayed well below vendor budget for labor relations primarily due to lower bargaining activity due to closed contracts.</p> <p>10. Achieved. All contracts were closed for fiscal year 2020-21, however, we started negotiations for four contracts expiring in July 2021 and December 2021. Successful in thorough and timely evaluation of union proposals and seeking department feedback and responding to information requests related to bargaining. Maintaining efficiency in contract negotiations would not be feasible without the Labor Technician positions. The Labor Technician position is also critical in gathering key survey data for negotiations, participating in strategy sessions.</p> <p>11. Achieved. Collaborated with department heads and labor committee in advance and during contract negotiations for the four contracts expiring in July 2021 and December 2021.</p> <p>12. Partially Achieved. Completed phase 1 of Ordinance code changes, successfully updating 15 ordinance codes in May, 2021. Began CSC Rules negotiations changes in Fall 2021.</p> <p>13. Not Achieved due to COVID-19 emergency and response. This will be an important aspect of the contract negotiations planned for FY21/22</p> <p>14. Achieved. Completed pension study by Bartell and Associates providing strategic options for 2021/22 negotiations. Implemented and negotiated targeted pension holidays and caps based on pension tier for unrepresented employees, and proposals for contracts expiring in July 2021 and December 2021.</p> <p>15. Achieved. Due to the closed contract status and COVID-19, no significant changes were made to employee or retiree benefits requiring bargaining assistance during FY 20/21.</p> <p>16. Not Achieved. Health check on the 2010 compensation study was delayed until FY21/22 due to COVID-19 DSW assignments.</p> <p>17. Achieved. Did not receive any new unfair labor practice charges in 2020/21. There is still one unfair labor practice charge from 2019/20 that is pending resolution with PERB.</p> <p>18. Not Achieved due to COVID-19 DSW assignments</p>
<p>Actual Results for FY 2021-22:</p> <p>1. Achieved in FY 2020-21.</p> <p>2. Achieved in FY 2020-21.</p> <p>3. Achieved in FY 2020-21.</p> <p>4. Achieved in FY 2020-21.</p> <p>5. Achieved. Developed and provided Labor Relations Training for Supervisors, through NeoGov Learn to create a three-module series. This training would not have been developed were it not for the Labor Technician position. First trainings were completed in October 2022 for the new SLOCEA MOU's.</p> <p>6. Achieved in FY 2020-21.</p> <p>7. Achieved in FY 2020-21.</p> <p>8. Achieved in FY 2020-21.</p> <p>9. Achieved in FY 2020-21.</p> <p>10. Achieved in FY 2020-21.</p> <p>11. Achieved in FY 2020-21.</p> <p>12. Achieved. Completed phase 1 of Ordinance code changes, successfully updating 15 ordinance codes in May 2021. Began CSC Rules negotiations changes in Fall 2021 and completed CSC rules change negotiations in FY2021/22 for 8 CSC rule changes. Starting phase 2 of ordinance code changes in FY2022/23 and estimated to be completed in FY2023/24. There is also an ongoing component to this project as once phase 2 is completed a periodic review and updates of the ordinance codes will be required to ensure they are up to date.</p> <p>13. Achieved. HR has been using the compensation survey, by comparing County identified benchmark classifications to comparable classifications in the agencies we have identified as similar to our County, to place additional focus on healthcare and pension benefits and developed specific strategies targeting those areas during contract negotiations for 2021/22. We also survey additional compensation items, such as career incentives and standby pays to form proposals in negotiations. In 2021/22 we made significant changes to healthcare contributions and pension specifically to address the impact of these major benefits on employee compensation. We also focused on career incentives for SDSA by adding in new supervisory certification payments, and for SLOCPPOA added in a new firearm differential.</p> <p>14. Achieved in FY 2020-21.</p> <p>15. Achieved in FY 2020-21.</p> <p>16. Partially Achieved. Validated majority of Department Head benchmarks before end of the fiscal year. The validation of the remaining benchmark classifications is continuing into FY 2022/23. Addressed compaction issues for internal alignments with the increases for SLOCEA and unrepresented employees. Initial discussions on validating comparator agencies started in 2021/22 and will continue in 2022/23 and is estimated to be completed in FY2023/24.</p> <p>17. Achieved in FY 2020-21.</p> <p>18. Partially Achieved. Started review of deferred classification and compensation work in second half of FY2021/22. Six classification studies that were still pending from 2021/22 were completed during the October 2022 quarterly update to the Board of Supervisors. Between FY2021/22 and FY2022/23 (as of December 23, 2022), 14 reclassifications have been completed.</p>
<p>Administrative Office Comments: The intended results have been partially achieved; this augmentation will continue to be reported on in the FY 2024-25 budget.</p>

FUND CENTER 186 — VETERANS SERVICES

Title: Extend 1.00 FTE Limited Term Veterans Services Representative for two years to provide services to justice-involved veterans	
Expense: \$108,956	Funding Source(s): AB 109 Realignment: \$108,956
Intended Results:	
<ol style="list-style-type: none"> 1. Process Veterans Administration claims for 8 Military Diversion participants, 15 Veterans' Treatment Court participants, and 22 jail inmates. 2. Review eligibility assessments for 13 pending Military Diversion referrals and 16 pending Veterans' Treatment Court referrals. 3. Provide warm referrals to other available resources for all program applicants that were found to be ineligible for Veterans' Treatment Court and Military Diversion. 4. Provide coordination with all departments on the treatment teams for the Veterans' Treatment Court and Military Diversion and with the County jail. 5. Provide outreach efforts to legal groups on the process for entry into the Veterans' Treatment Court and Military Diversion. 6. Provide coordination with Veterans' Treatment Court mentors. 7. Management and oversight of the free jail phone line available to veterans. 8. Participation in bi-weekly in-court trial and pretrial treatment team meetings for Veterans' Treatment Court and Military Diversion. 	
Actual Results for FY 2020-21:	
<ol style="list-style-type: none"> 1. Partially achieved. Veterans Treatment Court/Military Diversion Claims: 14 with more as new clients get inducted and they need new claims. 2. Achieved. Veterans Treatment Court/Military Diversion Referrals: 22 with an anticipation of 50 throughout the year. 3. Achieved. The Veterans Services Office prides itself on providing warm referrals for potential resources in the community to all clients. Additionally, for homeless or at risk of being coming homeless clients, the department coordinates with CAPSLO's Supportive Services for Veteran Families (SSVF) to bring one of their case workers to our office to meet with clients to increase likelihood that the client will connect with services. 4. Achieved. The department works closely with Probation, Behavioral Health, and the County Jail to make sure as many eligible veterans as possible are reached as well as providing proper services to the veterans to make sure they are successful in the VTC or Diversion programs. 5. Partially achieved. To date the office has worked individually with attorneys to help them understand the VTC and Diversion process. The office is currently working to reach out to local legal services organizations to find more opportunities to reach more attorneys. 6. Achieved. Our office regularly works with and coordinates with the VTC Mentors. 7. Achieved. Our dedicated justice involved veterans staff member handles all calls from the jail phone line and ensures that the calls are handled as quickly as possible. 8. Achieved. Our dedicated justice involved veterans staff member participates in all bi-weekly in-court trial and pretrial treatment team meetings for Veterans' Treatment Court and Military Diversion. Additionally, the VSO regularly participates in bi-weekly meetings as well. 	
Actual Results for FY 2021-22:	
<ol style="list-style-type: none"> 1. Partially achieved. Veterans Treatment Court/Military Diversion Claims: 9 Military Diversion participants, 8 Veterans' Treatment Court participants, and 15 jail inmates. 2. Achieved. Veterans Treatment Court/Military Diversion Referrals: 32 with an anticipation of 46 throughout the year. 3. Achieved. The Veterans Services Office prides itself on providing warm referrals for potential resources in the community to all clients. Additionally, for homeless or at risk of being coming homeless clients, the department coordinates with CAPSLO's Supportive Services for Veteran Families (SSVF) to bring one of their case workers to our office to meet with clients to increase the likelihood that the client will connect with services. 4. Achieved. The department works closely with Probation, Behavioral Health, and the County Jail to make sure as many eligible veterans as possible are reached as well as providing proper services to the veterans to make sure they are successful in the VTC or Diversion programs. 5. Partially achieved. To date the office has worked individually with attorneys to help them understand the VTC and Diversion process. The office is currently working to reach out to local legal services organizations to find more opportunities to reach more attorneys. 6. Achieved. Our office regularly works with and coordinates with the VTC Mentors. 7. Achieved. Our dedicated justice involved veterans staff member handles all calls from the jail phone line and ensures that the calls are handled as quickly as possible. 8. Achieved. Our dedicated justice involved veterans staff member participates in all bi-weekly in-court trial and pretrial treatment team meetings for Veterans' Treatment Court and Military Diversion. Additionally, the VSO regularly participates in bi-weekly meetings as well. 	
Administrative Office Comments:	
The intended results have been partially achieved; this augmentation will continue to be reported on in the FY 2024-25 budget.	

2020-21 Mid-Year Budget Augmentation Request Results

FUND CENTER 104 – ADMINISTRATIVE OFFICE

Title: Funds for agreements with (1) Cuesta College in an amount up to \$500,000 to develop a new technical training program; (2) SLO Partners in an amount of \$200,000 to expand modern tech entrepreneurship opportunities; and (3) REACH in an amount of \$300,000 to further the REACH 2030 jobs plan	
Expenses: \$1,000,000	Funding Source(s): \$1,000,000 SB 1090 Approved via Board action on January 26, 2021, item #2
Intended Results: <ol style="list-style-type: none"> 1. A new Airframe and Powerplant (A&P) license program will be offered at Cuesta College, with on-site support at the County airport, for up to five years; 2. Expand the SLO Partners upskilling programs for under- and unemployed County residents to attract more candidates, scholarships and coordinated support structures to support more of those candidates entering and completing training programs; and 3. Execute a mix of short-term tactical activities and long-range strategic planning that support economic expansion and job creation in the County of San Luis Obispo and across the broader Central Coast region by assessing impacts and trends related to COVID-19; providing asset mapping and key economic data and information for the public's use; cultivating industry-specific opportunities for growth; developing a two county Comprehensive Economic Development Strategy (CEDS); and promoting, representing, and advocating for the Central Coast region. 	
Actual Results for FY 2020-21: <ol style="list-style-type: none"> 1. ACI Jet: Not achieved. County grant contingent on receipt of FAA grant funding; FAA delayed award determination from September to December 2021. 2. SLO Partners: Achieved. 13 Bootcamps held, 152 individuals upskilled, and 41 individuals completed programs and were hired into new positions with local companies as apprentices. 3. REACH: Partially achieved. <ul style="list-style-type: none"> o COVID-19 economic impact report completed in May 2021. o Data and mapping tool finalized and available for use on REACH website. o Promoting, advocating, and representing the Central Coast region and developing industry opportunities, ongoing EDA approval of CEDS funding Q4 2021, project estimated to be complete Q3 2023 in partnership with Santa Barbara County 	
Actual Results for FY 2021-22: <ol style="list-style-type: none"> 1. ACI Jet: Partially achieved. The Board of Supervisors approved a revised funding agreement on May 3, 2022, to provide \$500,000 total in FY 2021-2022 and FY 2022-2023 to the Cuesta College Foundation to match contributions from ACI Jet of cash and personnel. Cuesta College launched the program in January 2023 with 25 students. The Federal Aviation Administration also awarded Cuesta \$500,000 in funding for the program in February 2023. 2. SLO Partners: Achieved in prior year. 3. REACH: Partially achieved. The CEDS project is estimated to be completed and the report released by August 30, 2023. 	
Administrative Office Comments: The intended results have not yet been achieved; this augmentation will continue to be reported on in the FY 2024-25 budget.	

FUND CENTER 425 - AIRPORTS

Title: Development of Airports Strategic Plan and facilitation services.	
Expense: \$249,993	Funding Source(s): FC 425 – Airports Approved via Board action on April 20, 2021.
Intended Results: The Strategic Plan will address and provide strategies for the Airports to use pertaining to: 1. Financial Resiliency 2. Workforce Development 3. Sustainable Air Service Development	
Actual Results for FY 2020-21: The Strategic Plan is in the final stages of completion with an expected final delivery in mid-December 2021 with a report out to the Board of Supervisors shortly thereafter. The Strategic Plan was a comprehensive process which included all Airports staff, internal county stakeholders, and external stakeholders each having a voice in the creation of the Plan. Led by experienced aviation industry consultants, the Plan specifically addressed Airport’s path forward for the next 5 years with a particular emphasis on revenue generation, infrastructure, appropriate staffing by type and headcount, environmental sustainability, and air service and competition. Each of these main points has a detailed deliverable, timeline, and steps to completion to ensure active action towards completion on our Strategic Plan investment.	
Actual Results for FY 2021-22: The completed Strategic Plan was submitted to the BOS on April 19, 2022. Components of the Strategic Plan that have been implemented include landing fees and improved parking program to generate additional revenue. The San Luis Obispo County Regional Airport (SBP Airport) Master Plan is close to completion and the modernization of L52 is in advanced stages of planning. SBP’s enplanement numbers are at an all-time high which highlights that we are the “Airport of Choice”. The department has hired and trained two Administrative Assistants as part of the staffing recommendations. The department has also begun efforts to achieve Airport Carbon Accreditation Level 1.	
Administrative Office Comments: The intended results have been achieved.	

FUND CENTER 110 – CLERK-RECORDER

Title: Add a new Vote by Mail (VBM) envelope sorting and opening system.	
Expense: \$450,700	Funding Source(s): Voting System Replacement funds - AB 1824
Intended Results:	
<ol style="list-style-type: none"> 1. Replace the existing vote by mail processing system and envelope opening equipment with a single-vendor, integrated solution, which includes a laser tab removal system that removes a protective tab over voter information on the envelope, and which facilitates signature capture and verification. 2. Save labor hours and costs once staff are experienced operating the equipment. 3. Keep up with increased vote by mail volume. 	
Actual Results for FY 2020-21:	
The purchase and implementation of the new Vote by Mail (VBM) envelope sorting and opening system has been delayed due to preparation for the California Special Gubernatorial Recall Election. There was insufficient time to deliver, set up, and train staff on the new machine before it would be required for use in the recall election. The system will be in place for use during the Gubernatorial Primary election set for June 2022. The department will report on each intended result next fiscal year.	
Actual Results for FY 2021-22:	
The intended results have not been achieved as of the end of FY 2021-22. The implementation of the new Vote by Mail (VBM) envelope sorting and the opening system has been delayed again due to the inability to get the equipment functioning properly in time for the conduct of the June 2022 Primary Election. The department will evaluate the next steps in FY 2022-23.	
Administrative Office Comments:	
The intended results have not been achieved; this augmentation will continue to be reported on in the FY 2024-25 budget.	

FUND CENTER 266 – COUNTYWIDE AUTOMATION REPLACEMENT

Title: Public safety radio equipment for the County's Cave Landing communications site	
Expense: \$300,000	Funding Source(s): Countywide Automation Replacement Funds
Intended Results: 1. Approval of this request to receive project funding from PG&E will enable and provide expanded public safety radio communications coverage in the vicinity of Diablo Canyon to be used by emergency first responders. This meets the County's Community-wide Results for a Safe Community by providing reliable and timely emergency response.	
Actual Results for FY 2020-21: 1. In Progress. Site engineering and new equipment specification work has started.	
Actual Results for FY 2021-22: 1. Partially Achieved. Required hardware has been identified, new FCC licenses have been applied for, and discussions with the property owner by Real Property Services are taking place regarding a new site lease.	
Administrative Office Comments: The intended results have been partially achieved; this augmentation will continue to be reported on in the FY 2024-25 budget.	

FUND CENTER 166 HEALTH AGENCY – BEHAVIORAL HEALTH

Title: Add 1.00 FTE Behavioral Health Specialist I/II/III to provide case management services for forensic programs.	
Expense: \$63,469	Funding Source(s): Mental Health Services Act
Intended Results:	
<ol style="list-style-type: none"> 1. Provide services to up to 35 adult Behavioral Health Treatment Court clients, up to 10 Mental Health Diversion Court clients, and up to five Assisted Outpatient Treatment clients. 2. Clients will report an increase in the use of learned interpersonal and coping skills to manage mental health symptoms by 30%. 3. Clients will demonstrate a 30% increase in community participation through volunteer work, supportive or other employment, or participation in community programs. 4. Clients will have 100% participation in medication management appointments (if applicable). 	
Actual Results for FY 2020-21:	
<ol style="list-style-type: none"> 1. Partially Achieved. During FY 2020-21 the specialist has provided services to 34 unduplicated clients. 2. Due to the shift in staffing from the community provider to county staff, no surveys were done this year. They have been developed and will be provided to clients in 2021-22. 3. Due to the shift in staffing from the community provider to county staff, no surveys were done this year. They have been developed and will be provided to clients in 2021-22. 4. Achieved. Participants had 100% participation in medication management appointments when applicable. 	
Actual Results for FY 2021-22:	
<ol style="list-style-type: none"> 1. Partially Achieved. During FY 2020-21 the specialist has provided services to 33 unduplicated clients. 2. Not achieved: Due to COVID-19 Low numbers 3. Not Achieved: Due to the shift in staffing from the community provider to county staff, no surveys were done this year. They have been developed and will be provided to clients in 2021-22. 4. Achieved: Participants had 100% participation in medication management appointments when applicable. 	
Administrative Office Comments:	
The intended results have been partially achieved; this augmentation will continue to be reported on in the FY 2024-25 budget.	

Title: Add 1.00 FTE Behavioral Health Clinician I/II/III- Limited Term and 1.00 FTE Behavioral Health Worker I/II/III- Limited Term to provide recovery support services to individuals suffering from opiate and stimulant use disorders from October 1, 2020 – September 30, 2023.	
Expense: \$900,000	Funding Source(s): Comprehensive Opioid Stimulant and Substance Abuse Site Based Program (COSSAP) grant
Intended Results:	
<ol style="list-style-type: none"> 1. An estimated 200 individuals will be served throughout the grant period with enhanced recovery support services. 2. 25 individuals per year will be provided services in a Recovery Residence for an average stay of 90 days. 3. A peer-based Recovery Coach will focus on employment, leisure, and social supports for all 200 individuals. As a result, there will be a measured improvement in employment, decreased drug and alcohol use, and decreased legal involvement as measured by pre-test and post-test measured by objective drug testing results, for self-reported employment status, and by review of arrest information prior to program participation and at discharge. 4. Initiate 90% of referrals within seven days and 70% of admissions will have at least two treatment contacts within 14 days of admission. 	
Actual Results for FY 2020-21:	
<ol style="list-style-type: none"> 1. Partially Achieved. The program staff served 20 individuals due to later start-up than anticipated due to COVID-19 protocols at the local hospitals and County Jail. 2. Partially Achieved. The goal is 25 individuals per year provided services in a Recovery Residence, which would be 75 individuals for the grant period. During the time period of January 1, 2021 – June 30, 2021, seven individuals were served with residential services. Seventy-eight (78%) percent of the program participants who were admitted to treatment needed residential services (Recovery Residence or Residential treatment). The average length of stay was not able to be computed during this shortened reporting period with start-up. 3. Partially Achieved. A peer-based Recovery Coach was hired during the time period and served twenty (20) individuals. However, post-testing was not able to be conducted during this shortened reporting period with start-up. 4. Achieved. COSSAP project team initiated 100% of referrals within seven days of the referral. Of the twenty individuals served, nine (45%) were placed into treatment services with all nine (100%) receiving at least two treatment contacts within 14 days 	

<p>of admission. The average length of time to placement into treatment services was two days, with the longest wait was six days.</p>
<p>Actual Results for FY 2021-22:</p> <ol style="list-style-type: none"> 1. Partially Achieved. COSSAP served 33 clients during the FY2021-22 fiscal year. This number was still impacted by staff turnover and COVID-19 protocols at the hospitals and the jail. 2. Partially Achieved. Twenty-one clients (21) out of a total of 33 clients served (64%) of the clients needed a stay in a Recovery Residence. Seven clients (33%) had a stay of 90 days or more in the Recovery Residence. The average length of stay was 54 days for the clients that participated in the COSSAP program. 3. Partially Achieved. With staff turnover, the Recovery Coach was not replaced with a peer at this time. 4. Achieved. COSSAP staff initiated 100% of referrals within seven days of referral. Out of the 33 clients served, 32 completed screenings and 28 completed secondary assessments. All clients screened were given at least one follow-up appointment within 14 days of the initial treatment contact. The average number of days between the screening and secondary assessment was seven days.
<p>Administrative Office Comments:</p> <p>The intended results have been partially achieved; this augmentation will continue to be reported on in the FY 2024-25 budget.</p>

FUND CENTER 375 – HEALTH AGENCY – DRIVING UNDER THE INFLUENCE

Title: Three year contract for the period October 1, 2020 through September 30, 2023 with Eccovia Solutions LLC to create a Driving Under the Influence (DUI) Program database for the tracking of client compliance and collection of client fees.	
Expense: \$234,549	Funding Source(s): Driving Under the Influence (DUI) Reserves
Intended Results: <ol style="list-style-type: none"> Manual processes will be eliminated. Streamlining of paperwork enrollment processes to increase efficiency of enrollment for both the clients and staff. Potential further use of the County website for online information and enrollment form sharing with potential clients. Regulatory requirements will be met (HIPAA and 42 CFR part 2). 	
Actual Results for FY 2020-21: <ol style="list-style-type: none"> Partially achieved. Go live was pushed out several times and the vendor is still completing deliverables that are going to help with this. Partially achieved. The enrollment process will be further streamlined by the client portal. The client portal phase is scheduled to start January 2022. Achieved. The county website is currently being used to share enrollment forms with the clients. Achieved. The DUI program began using the new database in October 2021. 	
Actual Results for FY 2021-22: <ol style="list-style-type: none"> Not met. The accounting, billing, and attendance processes are not functioning the way it was originally intended. We are in the process of documenting the problems, securing potential resolutions, and verifying functionality of accounting, billing, and attendance. Currently every client account balance is a manual process. Not met. The enrollment process will be further streamlined by the client portal. The client portal is currently on hold pending completion of goal #1. Achieved. The county website is currently being used to share enrollment forms with the clients. Achieved. The DUI program began using the new database in October 2021 for client information. Client information is safe and secure with appropriate role-based security. 	
Administrative Office Comments: The intended results are partially achieved. This augmentation will continue to be reported on in the FY 2024-25 budget.	

Title: Add a 0.50 FTE Behavioral Health Specialist- Limited Term for a period of 19 months (March 1, 2021 through September 30, 2022), to expand education and access to treatment and Medication Assisted Treatment options to clients enrolled in the DUI program.	
Expense: \$74,900	Funding Source(s): Driving Under the Influence (DUI) Medication Assisted Treatment Pilot project grant
Intended Results: <ol style="list-style-type: none"> Provide naloxone training for at least 750 DUI clients over the course of the grant. Screen each new DUI client at intake for substance use disorders and the need for a Medication Assisted Treatment referral. 	
Actual Results for FY 2020-21: <ol style="list-style-type: none"> Partially achieved. Naloxone training has been offered as needed to clients. It has not been offered to all DUI clients due to being short staffed in the DUI program. The DUI program will prioritize offering this to more clients during the remainder of the grant. Achieved. All new DUI clients are screened for substance use disorders at intake and offered a referral to medication assisted treatment if indicated. 	
Actual Results for FY 2021-22: <ol style="list-style-type: none"> Partially achieved. Naloxone training was conducted with 40 DUI clients in groups. It was offered to every client at intake as an individual service for those who reported a history of or current opioid use, however all of them declined. Group training on Naloxone was effective, but with the turnover rate in DUI staffing at 68%, it was not possible to reach all groups. Achieved in FY 2020-21. The Driving Under the Influence (DUI) Medication Assisted Treatment (MAT) grant is now expired as of September 30, 2022. The County of San Luis Obispo has decided to not apply for this future funding. County of San Luis Obispo DUI program was one of the most successful grantees to get clients from the DUI program into MAT treatment services and this will continue as a regular practice of referrals. 	
Administrative Office Comments: The intended results are partially achieved. This augmentation will continue to be reported on in the FY 2024-25 budget.	

FUND CENTER 160 – HEALTH AGENCY - PUBLIC HEALTH

Title: Add 0.75 FTE Health Education Specialist- Limited Term position through June 30, 2023 to address infectious disease prevention and control.	
Expense: \$291,435	Funding Source(s): California Department of Public Health (CDPH), Division of Communicable Disease Control (DCDC) funds
Intended Results:	
<ol style="list-style-type: none"> 1. Recruit hospital systems to implement syndromic surveillance; recruit sentinel physicians for flu surveillance; and implement zoonosis surveillance in coordination with agricultural community. 2. Review weekly submission of reported cases. 3. Identify priority diseases for San Luis Obispo County. 4. Conduct outreach to medical providers to provide education on disease-specific topics. 5. Facilitate gaining access to laboratory portals. 6. Report data on infectious diseases. 	
Actual Results for FY 2020-21:	
No results have been achieved. Staff has been completely diverted to the pandemic response.	
Actual Results for FY 2021-22:	
<p>To date, this position has not been filled. We do not anticipate filling this position.</p> <ol style="list-style-type: none"> 1. The efforts around hospital syndromic surveillance have been conducted by a Temp AA I. Zoonotic Surveillance has been conducted by our Infectious Disease Epidemiologist. 2. The review of reported cases is being conducted by our Infectious Disease Epidemiologist. 3. Identification of priority disease and emerging trends has been conducted by our Infectious Disease Epidemiologist. 4. Outreach to medical providers and education efforts in this space have been conducted by a Limited Term ASO I as well as the Deputy Health Officer. 5. The same Temp AA I mentioned above has facilitated access to all pertinent hospital system portals and laboratory portals. 6. The report of data on infectious diseases has been conducted by the Infectious Disease Epidemiologist as well as an HIT II. 	
Administrative Office Comments:	
The intended results have not yet been achieved; this augmentation will continue to be reported on in the FY 2024-25 budget.	

Title: Add 1.00 FTE Public Health Nurse I/II/Sr.- Limited Term position in the Family Health Services division for continued implementation of the CalWORKs Home Visiting Initiative program.	
Expense: \$945,152	Funding Source(s): California Department of Social Services CalWORKs allocation
Intended Results:	
<ol style="list-style-type: none"> 1. A minimum of 75 CalWORKs families will be enrolled in the CalWORKs home visiting program by June 30, 2022. 	
Actual Results for FY 2020-21:	
This position is currently vacant. Public Health will look to fill the position as the Department of Social Services CalWORKs program increases referrals.	
Actual Results for FY 2021-22:	
DSS referred a total of 42 CalWORKs HVP clients to SLO PHD during FY 2021-22. This goal has been impacted by the ongoing COVID-19 pandemic response. Public Health home visiting is working with DSS to increase referrals to the CalWORKS home visiting program.	
Administrative Office Comments:	
The intended results have not yet been achieved; this augmentation will continue to be reported on in the FY 2024-25 budget.	

FUND CENTER 142 – PLANNING AND BUILDING

Title: Add 1.00 FTE Limited-Term Principal Environmental Specialist and 1.00 FTE Limited-Term Senior Planner for 3 years for Diablo Canyon Nuclear Power Plant decommissioning permitting.	
Expense: \$278,831	Funding Source(s): Diablo Canyon decommissioning land use permit fees
Intended Results:	
1. The position will allow the department to process Diablo Canyon decommissioning land use permit applications and required environmental documents. It is anticipated that the Environmental Impact Report will be certified, and County land use permits issued by the end of the position terms.	
Actual Results for FY 2020-21:	
1. Partially Achieved. The Senior Planner position was filled in July 2021. Recruitment for the Principal Environmental Specialist position occurred in August 2021. An offer was made to the most qualified candidate in September 2021. However, the candidate declined to accept the position. A second recruitment will begin in October/November 2021. Processing of the land use permit applications and preparation of required environmental document are underway.	
Actual Results for FY 2021-22:	
1. Achieved. A candidate for the Principal Environmental Specialist position was hired in March 2022, because of a second recruitment. She began work in April 2022. Processing of the land use permit applications and preparation of the Environmental Impact Report for Diablo Decommissioning continued through FY 2021-22.	
Administrative Office Comments:	
The intended results have been achieved.	

Title: Add 1.00 FTE Limited Term Program Manager for 2 years to assist with the temporary workload increase associated with the HUD CARES Act funding.	
Expense: \$127,454	Funding Source(s): CARES Act
Intended Results:	
1. Will allow the Department to hire a Limited Term Program Manager to assist with the temporary workload increase associated with the HUD CARES Act funding.	
Actual Results for FY 2020-21:	
1. Partially Achieved. Recruited, hired, and trained one (1) Limited Term Program Manager to assist with "post award" activities associated with the Department's federal grants program. The Limited Term Program Manager monitored the County's sub-recipients for the Department's federal grants. This freed up the rest of the team's capacity to conduct environmental determinations and prepare sub-recipient agreements with non-profits who received CARES Act funding to prevent and prepare for impacts of the pandemic.	
Actual Results for FY 2021-22:	
1. Achieved. The Limited Term Program Manager has been fully integrated into the Department's federal grants team. This has allowed the remaining team members to focus on narrower areas of responsibility and thus provide greater efficiency of tasks. On April 19, 2022, the limited-term expiration date was extended to December 31, 2024, and this position was transferred to the Department of Social Services with an effective date of October 16, 2022.	
Administrative Office Comments:	
The intended results have been achieved.	

FUND CENTER 136 – SHERIFF-CORONER

Title: Add 0.50 FTE Forensic Autopsy Technician to assist the Forensic Pathologist during autopsies.	
Expense: \$46,813	Funding Source(s): General Fund support
Intended Results: 1. Ensure consistent work performance during autopsies. 2. Provide a basis for training, performance management, and succession planning.	
Actual Results for FY 2020-21: Not yet achieved; the position will be filled in FY 2021-21.	
Actual Results for FY 2021-22: <p>The part-time Forensic Autopsy Technician has assisted in all autopsies and exams since the position was filled. This position provides direct assistance to the Forensic pathologist and reduces the need for Coroner’s Detectives to be assisting in autopsies therefore eliminating or reducing any perception of law enforcement bias. Since the position has been in service, it has resulted in increased efficiency in the Coroner’s Office. It has freed up additional time for the Coroner’s Detectives resulting in the timeline reports being completed three months sooner. This position plays a vital role in infectious disease control resulting in less potential exposure to the Coroner’s Office staff.</p> <p>Coroner Supervisor continues to train, mentor, and evaluate the annual performance of the Forensic Autopsy Technician. Any succession planning will happen when the position is vacant.</p>	
Administrative Office Comments: The intended results have been achieved.	

2021-22 Budget Augmentation Request Results

FUND CENTER 104 — ADMINISTRATIVE OFFICE

Title: Extend 1.00 FTE Limited Term Principal Administrative Analyst for two years (extend from current end date of 6/30/21 to 6/30/23) to act as the Regional Homeless Services Coordinator	
Expense: \$210,769	Funding Source(s): SB 1090 Tax Reduction Reserve Fund: \$210,769
Intended Results:	
<ol style="list-style-type: none"> 1. Support the development of a multiyear Regional Homeless Strategic Action Plan, including funding strategy across the region, to address homelessness by June 30, 2022. 2. Develop key metrics for assessing funding and program level effectiveness in addressing homelessness by June 30, 2022. 3. Create a clear and coordinated Engagement and Communication Strategy pertaining to a regional approach to addressing homelessness by June 30, 2022. 4. Develop recommendations for pilot programs and return to the Board for approval by September 2021, including: <ul style="list-style-type: none"> • Identification of priority existing encampments and costs for implementing pilot Blue Bag programs (including trash collection services, basic hygiene services, sharps collection services and outreach services); and • Identification of priority locations and costs for implementing pilot safe parking programs in effective and feasible locations with security and limited services, such as basic hygiene services. 	
Actual Results for FY 2021-22:	
<ol style="list-style-type: none"> 1. Achieved. On August 9, 2022 the Board approved the implementation of the San Luis Obispo Countywide Plan. 2. Achieved. The Homeless Strategic Plan, adopted on August 9, 2022, includes key metrics for assessing funding and program level effectiveness in addressing homelessness. 3. Achieved and ongoing. A clear and coordinated Engagement and Communication Strategy was implemented with a multitude of stakeholders in developing a regional approach to addressing homelessness. Ongoing communication efforts are continuing. 4. Achieved. Encampment cleanup has been prioritized and achieved, and the program is continuing. A pilot safe parking site was achieved. Recommendations for pilot programs were identified in the Homeless Strategic Plan. Identification of additional safe parking sites continue. 	
Administrative Office Comments:	
The intended results have been achieved. The 1.0 FTE Limited Term Principal Administrative Analyst position will expire 6/30/2023.	

Title: Add 1.00 FTE Principal Administrative Analyst to provide support for economic development and repurposing of Diablo Canyon Power Plant and surrounding lands	
Expense: \$184,004	Funding Source(s): SB 1090 Economic Development Designation: \$184,004
Intended Results:	
<ol style="list-style-type: none"> 1. Develop a list of County goals, needs, and desires for the repurposing of Diablo Canyon Power Plant lands by March 31, 2022. 2. Develop County goals, metrics, indicators, and defined role for economic development by June 30, 2022. This will include a five-year funding strategy. 3. Develop a specific plan for the Oceano opportunity zone by June 30, 2023. 	
Actual Results for FY 2021-22:	
<ol style="list-style-type: none"> 1. Partially achieved. In May 2022, the Board of Supervisors voted unanimously to sign the multistakeholder letter advancing a community vision for a world-class clean tech innovation park at the Diablo Canyon Power Plant industrial site. With the passage of SB 846, the possibility of extended operations at the plant means that the timeline for decommissioning and reuse may be impacted. The County developed an issue management plan related to the extension of operations and remains actively engaged in discussions with relevant stakeholders and agencies regarding the plant and opportunities for land conservation and economic development. 2. Partially achieved. The County is actively participating in two regional economic development planning initiatives: the Comprehensive Economic Development Strategy (CEDS) and the Community Economic Resilience Fund (CERF). Following completion of the CEDS in 2023, the County will use the strategy as a key input for updating its own County-specific economic development strategy, which will include an update to relevant goals, metrics, indicators. In the meantime, the County is evaluating options for long-term funding of economic development work from state and federal sources. 3. Not achieved. The County has paused this objective pending developments regarding the Ocean Dunes State Vehicular Recreation Area. The County has contributed funding to support the Ocean Dunes Economic Impact Assessment led by Visit SLO Cal. 	
Administrative Office Comments:	
The intended results have been partially achieved; this augmentation will continue to be reported on in the FY 2024-25 budget.	

Title: Add 0.50 FTE Administrative Assistant III-Confidential to support the Clerk of the Board function	
Expense: \$42,513	Funding Source(s): General Fund: \$42,513
Intended Results: 1. Enable the Clerk of the Board function to be more efficient; provide better service to the public, departments and the Board of Supervisors; and keep up with current workloads and mandated assignments.	
Actual Results for FY 2021-22: 1. Achieved. Processing time for board items, public requests, and administrative Clerk of the Board tasks have decreased and mandated assignments have been caught up to current.	
Administrative Office Comments: The intended results have been achieved.	

FUND CENTER 141 — AGRICULTURAL COMMISSIONER

Title: Add 1.00 FTE Agricultural Inspector/Biologist I/II/III and purchase of one vehicle	
Expense: \$124,614	Funding Source(s): General Fund Support: \$64,042 State Aid: \$60,572
Intended Results:	
<ol style="list-style-type: none"> 1. Annual training (in English and Spanish) for unlicensed maintenance gardeners to get certified as qualified applicators for the use of pesticides. 2. Two annual continuing education events for private pesticide applicators to maintain their valid, current pesticide license. 3. Administrate at least two group testing examinations for private applicators to become qualified to obtain a restricted material permit or obtain a certification to be able to train their employees. 4. Increase outreach to the general public by attending at least six events and participating in additional public events and forums. 	
Actual Results for FY 2021-22:	
<ol style="list-style-type: none"> 1. Partially achieved. The addition of 1.00 FTE Agricultural Inspector/Biologist allowed us to designate one of our inspectors as our primary departmental Outreach Coordinator. That position was filled on 9/20/21 by one of our existing inspectors, who we shifted into the new role. In the last year, that Outreach Coordinator has allowed us to greatly augment our outreach efforts. In October 2022, the Department conducted 8 separate virtual training sessions geared toward licensed Maintenance Gardeners, 4 in English and 4 in Spanish, with 112 total attendees. The courses offered included training in laws and regulations, Integrated Pest Management techniques, and pest identification and management. Although the October training sessions were geared toward those Maintenance Gardeners who were already licensed, the department plans on conducting a training session for unlicensed maintenance gardeners in 2023. 2. Achieved. The Outreach Coordinator worked directly with staff at the San Luis Obispo County Farm Bureau to provide two different training sessions that provided continuing education hours for private applicators, local growers, and other licensees. Those sessions were offered free of charge and were held in October 2022. Sessions offered included a pesticide safety training course and a training course on invasive species affecting local agriculture. We intend on continuing to offer and provide at least two of these types of sessions annually. The department has met the intended result for this portion of the BAR. 3. Achieved. The Outreach Coordinator has completed two group testing training and examinations sessions in 2022, as detailed in our Intended Results section of the BAR. We intend on continuing to provide at least two group testing training and examination sessions annually. The department has met the intended result for this portion of the BAR. 4. Achieved. The department conducted outreach and provided presentations to a wide variety of groups and organizations since the Outreach Coordinator role was assigned in September 2021. We were able to greatly expand our overall outreach efforts by coordinating and attending over a dozen different events. We will continue to provide trainings and outreach at similar levels in the future. The department has met the intended result for this portion of the BAR. 	
Administrative Office Comments:	
The intended results have been partially achieved; this augmentation will continue to be reported on in the FY 2024-25 budget.	

FUND CENTER 266 — COUNTYWIDE AUTOMATION REPLACEMENT

Title: Funding for Geographic Information Systems (GIS) Aerial Imagery Update	
Expense: \$340,000 (recurring every three years)	Funding Source(s): Countywide Automation Fund: \$340,000
Intended Results:	
<ol style="list-style-type: none"> 1. Provide the ability to accurately map address points used to verify the addresses of registered voters. 2. Allow for identification of new construction, businesses, improved and expanded assessment on agricultural properties and property boundaries for assessments. 3. Provide a base for mapping stormwater features, capital improvements and roads and survey records. 4. Allow for an active shooter mapping program to create maps of schools for use by first responders. 5. Provide a base for mapping locations for Fire and Sheriff dispatch, execution of warrants and other investigations. 6. Allow County staff to map homeless encampments and cannabis sites for safe, efficient services and enforcement activities. 	
Actual Results for FY 2021-22:	
<ol style="list-style-type: none"> 1. Achieved. The 2021 aerial imagery is being successfully leveraged by the Planning & Building Department to map new addresses. The Clerk-Recorder is using the dataset (by referencing address points) to verify the addresses of registered voters. 2. Achieved. The Assessor's Office is using the 2021 aerial imagery to identify new construction, new businesses, improvements on agricultural properties, and new property boundaries for assessments. 3. Achieved. The Public Works Department has been using the new images to map stormwater features, capital improvements and roads, and as a reference for mapping survey records. 4. Achieved. The active shooter maps were updated during the Summer and Fall of 2022 using the 2021 aerial imagery. These maps are updated each year and the updated imagery allows the GIS staff to create more accurate maps. 5. Achieved. The 2021 aerial imagery is available to all county law enforcement, as well as County Fire and Sheriff dispatch. 6. Achieved. The 2021 aerial imagery is being used by the Sheriff's Office and other departments to help map homeless and cannabis sites. 	
Administrative Office Comments:	
The intended results have been achieved.	

FUND CENTER 112 — HUMAN RESOURCES

<p>Title: Extend 1.00 FTE Limited Term Human Resource Technician II – Confidential for one year to meet legal mandates, address initiatives, and support increased labor relations activity</p>	
<p>Expense: \$99,653</p>	<p>Funding Source(s): General Fund: \$99,653 (does not reflect increased General Fund support required as this request is funded with a redirection of General Fund support already allocated to this department)</p>
<p>Intended Results:</p> <ol style="list-style-type: none"> Maintain compliance with all legal mandates. Execute the County's labor strategy and goals as directed by the County Administrative Officer and Board of Supervisors. Maintain ongoing program deliverables to customers and employee organizations within the bounds of the current labor relations vendor budget. Address deferred list of operational/mid-contract bargaining to assist in driving County priorities (e.g. Civil Service Commission rules and ordinance changes). Increase quality and efficiency at bargaining sessions. Evaluate the County's ancillary compensation program competitiveness through thorough benchmarking beyond existing survey maintenance to prepare for future bargaining sessions. Support the Human Resources Benefits Program's strategic plan and assist with the implementation of new programs through the collective bargaining process. Contain the number of unfair practice charges from unions. Conduct a "health check" on the 2010 Compensation Study by re-evaluating established benchmarks, internal alignments, and comparator agencies. Meet the department's needs by completing deferred compensation and classification work. 	
<p>Actual Results for FY 2021-22:</p> <ol style="list-style-type: none"> Achieved. Ensured legal mandates were met, including MOU and operational (policy updates, CSC rules changes, etc.) meet and confer obligations, continued response to the COVID-19 emergency including implementation of SB114. Completed MOU negotiations with SDSA, DAIA, DCCA, SLOCSMA, SLOPA, and SLOCPPOA, and began MOU negotiations with SLOCEA. The Human Resources Technician for Labor Relations was critical in managing these multiple negotiations sessions and implementing the COVID-19 leave. Achieved. Reached agreements with SDSA, DAIA, DCCA, SLOPA, SLOCPPOA, and SLOCSMA in line with the County's labor strategy and within the financial authority authorized by the Board of Supervisors. Achieved. Approximately 90% of program deliverables for Fiscal Year 2021-22 centered around MOU negotiations as HR was in MOU negotiations with all represented employee associations at some point during the fiscal year. HR did not exceed the current labor relations vendor budget during the fiscal year. Achieved. Completed CSC rules change negotiations for 8 rule changes. Phase 1 of ordinance changes have been completed, and additional ordinance revisions are scheduled to commence in fiscal year 2022/23 and estimated to be completed in Fiscal Year 2023-24. There is also an ongoing component to this project as once phase 2 is completed a periodic review and updates of the ordinance codes will be required to ensure they are up to date. Achieved. Completed negotiations with three employee associations before their MOUs expired and within the authority granted by the Board of Supervisors. These contracts were for DCCA, DAIA, and SLOCSMA. HR also completed negotiations with SDSA, SLOPA, and SLOCPPOA within a few months after their MOUs expired. In the past, MOU negotiations have extended up to 6 months or more beyond contract expiration. The department also commenced MOU negotiations with SLOCEW while still in the midst of negotiations with DCCA, DAIA, and SLOCSMA. The addition of the SLOCEA negotiations did not impede the progress of other ongoing negotiations. The Human Resources Technician for the labor relations program is integral in improving organization and efficiency of program which contributed to completing negotiations prior to or shortly after contract expiration and provide the necessary capacity to address multiple MOU negotiations simultaneously. Achieved. HR has been using the compensation survey, by comparing County identified benchmark classifications to comparable classifications in the agencies department have identified as similar to our County, to place additional focus on healthcare and pension benefits and developed specific strategies targeting those areas during contract negotiations for Fiscal Year 2021-22. The department also survey additional compensation items, such as career incentives and standby pays to form proposals in negotiations. In Fiscal Year 2021-22 the department made significant changes to healthcare contributions and pension specifically to address the impact of these major benefits on employee compensation. The department also focused on career incentives for SDSA by adding in new supervisory certification payments, and for SLOCPPOA added in a new firearm differential. Achieved. Worked with the Benefits Program to ensure the County's contribution rates for healthcare were competitive and accounted for anticipated healthcare premium increases. The Labor Program also assisted the Benefits Program in managing compliance issues related to employees who opt out of County healthcare, which required noticing to SLOCEA. The department also worked with Benefits to address MOU cleanup language to help ensure proper compliance with Medicare, and to allow for future changes to the order of how the healthcare deductions are made. Achieved. Only one unfair practice charge was filed against the County in Fiscal Year 2021-22. That charge was ultimately dropped as part of SLOCEA negotiations, which completed in August 2022. Partially Achieved. Validated majority of Department Head benchmarks before end of the fiscal year. The validation of the remaining benchmark classifications is continuing into Fiscal Year 2022-23 and is estimated to be completed in FY2023/24. Addressed compaction issues for internal alignments with the increases for SLOCEA and unrepresented employees. Initial discussions on validating comparator agencies started in Fiscal Year 2021-22 and will continue in Fiscal Year 2022-23 and is estimated to be completed in Fiscal Year 2023-24. 	

10. Achieved. Started review of deferred classification and compensation work in second half of Fiscal Year 2021-22. Six classification studies that were still pending from Fiscal Year 2021-22 were completed during the October 2022 quarterly update to the Board of Supervisors.
Administrative Office Comments: The intended results have been partially achieved; this augmentation will continue to be reported on in the FY 2024-25 budget.

Title: Delete 1.00 FTE Limited Term Human Resource Technician II – Confidential and add 0.75 FTE Human Resources Technician I/II - Confidential - Limited Term for one year and redirect funds to the labor consultant contract to ensure adequate funding for contractor/consultant needs as bargaining ramps up	
Expense: \$24,128	Funding Source(s): General Fund: \$24,128 (does not reflect increased General Fund support required as this request is funded with a redirection of General Fund support already allocated to this department) Approved as part of the FY 2021-22 Supplemental Budget Document
Intended Results: 1. Better control and flexibility for the Human Resources Labor division as they move into a period of increased bargaining activity by balancing staffing and funds availability to achieve successful outcomes in labor relations for the County while still achieving the goals of the limited term position.	
Actual Results for FY 2021-22: 1. Achieved. Through a combination of in-house negotiations and use of labor consultants and attorneys, the Labor Division was successfully able to negotiate with all represented employee associations during Fiscal Year 2021-22. Three of the represented employee associations contract negotiations were completed prior to MOU expiration, and three were completed within 4 months of their expiration date. SLOCEA negotiations continued beyond Fiscal Year 2021-22 but commenced in April 2021 while the Labor Division was already engaged in negotiations with other associations.	
Administrative Office Comments: The intended results have been achieved.	

Title: Funding for dependent eligibility verification services to support the Human Resources Benefits Program (Adopted, with the Intended Results amended to the following, as part of the Supplemental Budget)	
Expense: \$23,000	Funding Source(s): General Fund: \$23,000
Intended Results: 1. Generate cafeteria cost avoidance of \$109,000 based on a projected 28 dependent denials. Actual results will vary based on hiring and turnover rates. 2. Generate 80 – 100 hours per year of HR Tech staff time. 3. Denial of ineligible dependents from being added to insurance which will: a. Reduce County Cafeteria costs by \$3,900 - \$6,720 annually per denial. b. Prevent ineligible dependents from incurring insurance claims, which would otherwise increase insurance premiums adding further costs to the County.	
Actual Results for FY 2021-22: 1. Partially achieved. Total first year savings of \$66,465 with a net savings of \$42,957 which includes the cost of the service. The estimated annual cost savings of \$109,000 was not reached. However, the core reason for this service was to enhance our compliance with legal mandates and insurance carrier rules. Compliance with federal CMS regulations & PRISM dependent eligibility requirements were fully achieved. Total estimated cost savings of \$47,549 in first year. a. Compliance Achieved – Center for Medicare & Medicaid Services (CMS) primary payer rules, resulting in \$43,536 annual savings in cafeteria cash out and potential CMS penalties. b. Compliance Achieved - Dependent Eligibility Audit, resulting in one dependent denial and \$4,013 in annual savings. 2. Achieved. The Proof of Other Coverage Audit is now being outsourced and done by the vendor. Time saved in the first year was reduced by time to implement process for dependent eligibility audit. a. 1 st Year Time Saved - \$18,917 or 423 hours per year of HR Tech staff time. b. First year of program resulted in 120 hours to implement, train department HR liaisons, and provide guidance to BCC team. This reduced first year HR Tech staff time savings. c. Ongoing annual time savings estimate for all County departments involved - \$31,938. 3. Achieved. Denial of ineligible dependents and employees without proper Proof of Other Coverage a. Reduced County Cafeteria costs by \$4,013 annually for ineligible dependent.	

- b. Prevented ineligible dependents from incurring insurance claims, which would otherwise potentially increase insurance premiums, adding further costs to the County.

Note:

Intended result #1 is partially achieved as the estimate of the 28 department denials was incorrect. One of the fundamental reasons for the dependent eligibility verification services is to be compliant with County labor agreements and insurance carrier rules and regulations such as the Center for Medicare and Medicaid Services primary pay rules. Therefore, department reported on the compliance under actual result #1 to demonstrate the results of the department eligibility verification services more accurately.

The cost savings achieved was \$23,508 greater than the total expense on services. Turnover of staff has accelerated to 15% and new hires are estimated to increase between 13% - 20% from 2021. This acceleration in hiring will significantly increase the workload associated with this administration thereby increasing the value of outsourcing this work. This service provides the County a scalable solution as new hires increase and reduces the demand on existing County staff.

Now that this process has been implemented Countywide, it is expected to generate greater annual savings for HR, the ACTTC, and Departments for future years. The intended goal of increasing compliance will also be achieved.

Administrative Office Comments:

The intended results have been achieved. Intended result #1 is partially achieved as the estimate of the 28 department denials was incorrect. Because the compliance portion of this intended result was met, we will no longer report on this BAR.

FUND CENTER 114 — INFORMATION TECHNOLOGY

Title: Funding for Electronic Signature Software	
Expense: \$24,000	Funding Source(s): General Fund: \$24,000 (billed through Enterprise Fees charged to County departments in future fiscal years)
Intended Results:	
<ol style="list-style-type: none"> County departments will process at least 5,000 digital envelopes per year in order to minimize hand-to-hand contact, reduce printing and delivery costs, improve processing times and reduce staff time for signature processes. 	
Actual Results for FY 2021-22:	
<ol style="list-style-type: none"> Partially achieved. County use of enterprise-class electronic signatures has minimized the manual steps required to collect signatures on legal documents. One County team indicated that for an annual volume of approximately 700 contracts, approximately 80% of manual processing tasks were eliminated through the use of eSignatures. While staff previously spent time printing, packaging, shipping, tracking, handling, and storing hardcopy agreements, that same staff is now able to redirect their attention to higher-value tasks, such as drafting agreements and monitoring contractor performance. The deployment of the eSignature solution has demonstrated the effectiveness of the technology, but the rate of adoption and overall volume of digital envelopes will be assessed in FY 2023-24. 	
Administrative Office Comments:	
The intended results have been partially achieved; this augmentation will continue to be reported on in the FY 2024-25 budget.	

FUND CENTER 142 — PLANNING AND BUILDING

Title: Extend expiration date of 1.00 FTE Limited Term Resource Protection Specialist Cannabis staff from June 30, 2021 to June 30, 2023	
Expense: \$141,102	Funding Source(s): Fee Revenue: \$46,485 General Fund: \$94,617
Intended Results: 1. Illegal cannabis cultivation sites will be investigated and appropriately abated through the hearing process.	
Actual Results for FY 2021-22: 1. Achieved. This extension of this position allowed for no interruptions in service levels for illegal cannabis investigations and abatement.	
Administrative Office Comments: The intended results have been achieved.	

Title: Add funds to fund development and implementation of the Paso Robles Groundwater Basin Planting Ordinance and add 1.00 FTE Limited Term Planner I/II/III for 14 months to assist with ordinance preparation, community outreach, and EIR consultant management	
Expense: \$388,859	Funding Source(s): General Fund: \$388,859 Approved as part of the FY 2021-22 Supplemental Budget Document
Intended Results: This change will allow for the: 1. Completion of an Environmental Impact Report for the proposed ordinance. 2. Development of the Paso Basin Planting Ordinance 3. Preparation for and attendance at Planning Commission hearing(s) 4. Preparation for and attendance at Board of Supervisors hearing(s) 5. Extension of the existing Agricultural Offset Ordinance to June 2022	
Actual Results for FY 2021-22: 1. Partially Achieved. The Draft Environmental Impact Report (FEIR) for the Paso Basin Planting Ordinance was circulated for public comment on May 23, 2022. 2. Achieved. The Public Review Draft Paso Basin Planting Ordinance was published online for public review on October 25, 2021. 3. Partially Achieved. The Department prepared for and attended the Planning Commission hearing held on October 27, 2022. This result will be reported as achieved in FY 2022-23. 4. Partially Achieved. The Department prepared for and attended the Board of Supervisors hearing held on December 6, 2022. This result will be reported as achieved in FY 2022-23. 5. Achieved. On July 20, 2021, the Department presented, and the Board approved, an extension of the existing Agricultural Offset Ordinance from January 1, 2022, to August 31, 2022. On July 12, 2022, the Agricultural Offset Ordinance was extended to August 31, 2023, or when the Paso Basin Planting Ordinance takes effect, whichever occurs sooner.	
Administrative Office Comments: The intended results have been partially achieved; this augmentation will continue to be reported on in the FY 2024-25 budget.	

FUND CENTER 139 — PROBATION

Title: Add 1.00 FTE Administrative Services Officer I/II; delete 1.00 FTE Supervising Collection Officer and 1.00 FTE Supervising Administrative Clerk II

Expense: (\$74,587)	Funding Source(s): General Fund: (\$74,587)
Intended Results: 1. Improve the organization of the department by making administrative supervisory positions uniform to provide greater flexibility in providing supervision to administrative staff.	
Actual Results for FY 2021-22: 1. Achieved. Administrative Supervisory positions are fully cross-trained and provide flexibility in supervising administrative professional staff and covering duties.	
Administrative Office Comments: The intended results have been achieved.	

FUND CENTER 245 — PUBLIC WORKS - ROADS

Title: Funding for Trash Amendment Program	
Expense: \$175,000	Funding Source(s): General Fund: \$175,000
Intended Results:	
<ol style="list-style-type: none"> 1. Allow the County to identify a suite of locally appropriate infrastructure to meet State Water Resources Control Board's Trash Amendment requirements. 2. Provide reporting from the pilot program to inform an overall deployment plan for the County to adhere to State-mandated trash reduction levels. 	
Actual Results for FY 2021-22:	
<ol style="list-style-type: none"> 1. Partially Achieved. Infrastructure projects identified in FY 2021-22 are complete, and design efforts are ongoing for implementation in future years. 2. Not Achieved. This is a multi-year effort and reporting on the results of the deployed infrastructure will begin in FY 2022-23. 	
Administrative Office Comments:	
The intended results have been partially achieved; this augmentation will continue to be reported on in the FY 2024-25 budget.	

Title: Funding for Bridge Program	
Expense: \$1,360,000	Funding Source(s): General Fund: \$1,360,000
Intended Results:	
<ol style="list-style-type: none"> 1. Allow advancement of five projects including: Lopez Drive Bridge; South Bay Boulevard Bridge; Dover Canyon Road Bridge; Toro Creek Road Bridge; and Huasna Road over Arroyo Grande Creek. 2. Eliminate currently identified weight-restricted and "poor condition" bridges from the County roadway network. 	
Actual Results for FY 2021-22:	
<ol style="list-style-type: none"> 1. Partially Achieved. The advancement of the five projects was intended to do the following: <ol style="list-style-type: none"> a. Achieved. Lopez Drive Bridge Construction Contract Award – June 2022. The construction contract was awarded. b. Partially Achieved. South Bay Boulevard Bridge – Receive Permits – June 2022. Permits are 90% completed. c. Achieved. Dover Canyon Road Bridge – Complete Right-of-Way Appraisals. Right-of-way appraisals were completed. d. Partially Achieved. Toro Creek Road Bridge – Receive Final Environmental Document. The final environmental document is 50% completed. e. Partially Achieved. Huasna Road Bridge over Arroyo Grande Creek – Receive Draft Environmental Document. The draft environmental document is 50% completed. 2. Partially Achieved. Eliminating currently identified weight-restricted and "poor condition" bridges from the County roadway network is a long-term goal of the Bridge Program, which will be accomplished with the completion of twelve bridge projects over ten years. Advancement of the five projects identified in this BAR contributes to achieving the overall goal. 	
Administrative Office Comments:	
The intended results have been partially achieved; this augmentation will continue to be reported on in the FY 2024-25 budget.	

FUND CENTER 136 — SHERIFF-CORONER

Title: Convert 1.00 FTE Program Manager from limited term to permanent to perform State mandated employee background investigations.	
Expense: \$161,861	Funding Source(s): General Fund support: \$161,861
Intended Results: <ol style="list-style-type: none"> Continue to keep vacancy rates low. Reduce the amount of overtime caused by staffing shortages both in patrol and custody divisions. 	
Actual Results for FY 2021-22: <ol style="list-style-type: none"> The Sheriff's Office continues to keep vacancy rates low with an aggressive recruitment committee and strategies including job fairs, monthly physical agility and oral interview testing, social media accounts, and advertising. The Program Manager has also been scheduling all pre-placement medical and psychological exams on the front end of the background process to expedite the hiring time frame. Because of these efforts, we have reduced the hiring time frame. The Sheriff's Office continues to reduce the amount of overtime in both patrol and custody with the scheduled monthly testing. With the continued scheduled testing there is a continuous flow of new hires to fill the vacancies and help with overtime. 	
Administrative Office Comments: The intended results have been achieved.	

Title: Purchase of Cisco Server for the Jail.	
Expense: \$37,573	Funding Source(s): General Fund support: \$37,573
Intended Results: <ol style="list-style-type: none"> Replace outdated servers at the Jail to ensure security at the facility. 	
Actual Results for FY 2021-22: Funds for this project were diverted to a critical priority project within the jail. The Uninterruptible Power Supply (UPS) System project was approved by the board on June 7, 2022 and expected to be completed in FY 2022-23.	
Administrative Office Comments: The intended results have not yet been achieved; this augmentation will continue to be reported on in the FY 2024-25 budget.	

Title: Purchase a vehicle for the Community Action Team.	
Expense: \$60,628	Funding Source(s): Mental Health Services Act (MHSA): \$60,000 General Fund support: \$628
Intended Results: <ol style="list-style-type: none"> De-escalate individuals experiencing a mental health crisis by traveling in an unmarked vehicle. Aid in response with other County departments in a non-marked vehicle to avoid escalation for individuals triggered by law enforcement. Meet the national standards for Crisis Intervention Training (CIT) and track the results with these standards. 	
Actual Results for FY 2021-22: <ol style="list-style-type: none"> The Community Action Team (CAT) has experienced a positive response by traveling in an unmarked vehicle. Individuals experiencing a mental health crisis are not only less triggered, but due to the vehicle being unmarked, neighbors, passer-byers, and the community at large are not drawn to stop and watch these interactions or ask questions as to "why is an officer here". Not only the individual, but family members also do not have to answer questions regarding why law enforcement was responding or present in their area. Individuals experiencing a mental health crisis also are more open to traveling in the vehicle to the hospital, appointments, and court when offered a ride. Prior, individuals would refuse to ride in a marked vehicle resulting in barriers to receiving treatment and attending appointments they need for their mental health and wellbeing. 	

<p>2. CAT was able to aid in responses with County Probation, County Behavioral Health, County Mental Health Evaluation Team (MHET), Arroyo Grandy PD, Pismo Beach PD, Atascadero PD, Paso Robles PD, T-MHA, CAPSLO, and local requests from libraries to avoid escalation for individuals triggered by a law enforcement presence.</p> <p>3. National Standards for CIT state that unmarked vehicles shall be used by law enforcement and that the responding officers shall wear a soft uniform. The CAT deputies have met this standard. Results are tracked under the SAMSHA grant for the BHCAT grant.</p>
<p>Administrative Office Comments: The intended results have been achieved.</p>

<p>Title: Purchase three portable head lamp cameras to continue efforts to prevent and/or interdict maritime smuggling operations.</p>	
<p>Expense: \$37,788</p>	<p>Funding Source(s): Stonegarden Grant Funding: \$37,788 General Fund support: \$0</p>
<p>Intended Results:</p> <p>1. Allow the Sheriff's Office to continue its efforts to prevent and/or interdict maritime smuggling operations by replacing temporary cameras that monitor activity in and out of harbors.</p>	
<p>Actual Results for FY 2021-22: Project is expected to be completed in early 2023.</p>	
<p>Administrative Office Comments: The intended results have been achieved.</p>	

2021-22 Mid-Year Budget Augmentation Request Results

FUND CENTER 104 – ADMINISTRATIVE OFFICE

Title: Funds in the amount of \$25,000 for a Memorandum of Understanding (MOU) with Golden State Finance Authority (GSFA) for use as the County match for the related County-wide Broadband Strategic Plan.	
Expenses: \$25,000	Funding Source(s): \$25,000 General Fund Designation SB1090 Proceeds-Economic Development . Approved via Board action on 7/13/2021, item #3
Intended Results: 1. With communities across the country exploring ways to overcome the digital divide and recover from changes driven by the COVID-19 pandemic, and with Congress sending clear signals about the importance of broadband through its significant financial investments, now is an opportune time to better understand the benefits of infrastructure, public policies, and training programs related to broadband. For the County, that process begins with obtaining a better understanding the current state of broadband in our community and developing plans to address shortcomings.	
Actual Results for FY 2021-22: 1. Partially achieved. The GSFA received funding from the Economic Development Administration in late 2022. In partnership with the GSFA, the County has kicked off the project in March 2023 and expects to complete it by year-end. The County has paid the \$25,000 match to the GSFA.	
Administrative Office Comments: The intended results have been partially achieved; this augmentation will continue to be reported on in the FY 2024-25 budget.	

Title: Funds in the amount of \$1,539,384 to implement various initiatives for homeless services, including adding 1.00 FTE Limited Term Program Manager to oversee implementation of pilot programs.	
Expenses: \$1,539,384	Funding Source(s): \$1,539,384 General Fund . Approved via Board action on 8/10/2021, item #45
Intended Results: Will allow for continued collaborative efforts with partner organizations throughout the region, aligned with the Regional Framework by implementing various initiatives: 1. Safe Parking Pilot Program - Create three subregional sites for vehicle-based unhoused residents to safely park overnight for up to one year. 2. Blue Bag Pilot Program - Create program to reduce health and safety issues at unsanctioned encampments by collecting and disposing of waste, as well as conduct outreach to residents, at seven sites for 12- to 24- week pilot periods 3. Increase Housing Now units - House an additional 10 vulnerable, chronically homeless persons and provide supportive services 4. Add'l Pilot Program(s) per 10 Year Plan update - To be determined as a part of 10 Year Plan update 5. 1.00 FTE Limited Term Program Manager or similar - DSS staff to oversee implementation of pilot programs and related administration of day-to-day efforts 6. 1.00 FTE Behavioral Health Case Manager via contract with TMHA - Provide roving behavioral health supportive services in relationship with pilot programs and sites throughout the region 7. Encampment Abatement Measures - Removal of priority encampments, esp. that pose a health and safety risk 8. Communications Strategy - Develop and implement a consistent and understandable regional message; Effectively communicate resources available for unhoused individuals and communities 9. Maintenance and Multiagency Licenses for Mapping Tool - Refine and expand an encampment mapping tool to improve coordination and information sharing.	
Actual Results for FY 2021-22: 1. Partially achieved. A Safe Pilot Safe Parking Pilot Program was created that for vehicle-based unhoused residents to safely park overnight for up to one year. 2. Not achieved. The Blue Bag Pilot Program was not initiated. 3. Increase Housing Now units - House an additional 10 vulnerable, chronically homeless persons and provide supportive services. 4. Not achieved. The Board adopted a Homeless Strategic Plan on August 9, 2022, which directed a planned outline for new strategies to reduce homelessness. 5. Achieved. 1.00 FTE Limited Term Program Manager was hired by DSS to oversee implementation of pilot programs and related administration of day-to-day efforts. 6. Achieved. 1.00 FTE Behavioral Health Case Manager via contract with TMHA is in place to provide roving behavioral health supportive services in relationship with pilot programs and sites throughout the region. 7. Partially achieved. Encampment Abatement Measures were deployed at County-owned facilities. Abatement efforts continue as the need arises. 8. Partially achieved. A Communications Strategy on homelessness was initiated and implemented a consistent and understandable regional message that communicates resources available for unhoused individuals and communities. The Communications Strategy will continue to be carried out. 9. Not achieved.	

Administrative Office Comments:
The intended results have been partially achieved; this augmentation will continue to be reported on in the FY 2024-25 budget.

Title: Funds to contract with The Natelson Dale Group, Inc., to provide financial analysis and modeling to inform a revised tax sharing agreement related to annexations.

Expenses: \$187,400	Funding Source(s): \$61,400 General Fund \$126,000 Intergovernmental Revenue (Local Cities) . Approved via Board action on 11/2/2021, item #4
-------------------------------	--

Intended Results:
1. The new fiscal impact study will inform a new master tax sharing agreement to determine potential modification to the existing master tax sharing agreement between cities and the county upon annexation, which serves the current needs of San Luis Obispo County.

Actual Results for FY 2021-22:
1. Partially achieved: The County has continued to work on this project in consultation with the four cities involved and expects to complete the project in mid-2023.

Administrative Office Comments:
The intended results have been partially achieved; this augmentation will continue to be reported on in the FY 2024-25 budget.

Title: Delete 1.00 Full Time Equivalent (FTE) Secretary Confidential, add 1.00 FTE Administrative Services Officer I/II, delete 1.00 FTE Administrative Analyst I/II/III/Principal, and add 1.00 FTE Senior Account Clerk to improve operational efficiency and enhance services.

Expenses: \$(70,853)	Funding Source(s): \$(70,853) General Fund Savings Approved via Board action on 4/5/2022, item #3
--------------------------------	--

Intended Results:
The addition of the Administrative Services Officer I/II and deletion of the Secretary-Confidential will:
1. Improve operational efficiency and support services turnaround times by freeing 15% of the Administrative Service Manager's (ASM) time by the ASO taking on supervision of 1.00 FTE support staff, CBID financials, Telephone Coordinator role, Payroll Coordinator role, portions of Agenda Management, assist with the Recommended and Final budget books and other miscellaneous and special projects as assigned by the CAO, ACAO and ASM. With this time, the ASM will be able to assist the COB division with the backlog of projects and deferred workloads as well as Agenda.Net Security Administration, end user training and special projects and agenda items as assigned by CAO and ACAO.
2. Increase responsibility amongst support staff – the ASO will have the ability to train and develop the position that it will supervise, develop procedures and review Admin standard operation procedures which have been deferred, as well as assist with budgets and make operational decisions when the ASM is out of the office.
The addition of the Senior Account Clerk-Confidential will:
3. Oversee some of the smaller ancillary fund centers which are overseen by the Administrative Office and typically assigned to Administrative Analyst.
4. Assist the Administrative Services Manager with fiscal oversight

Actual Results for FY 2021-22:
1. Achieved. Operational efficiencies were achieved and the ASO did take on supervision of 1.00 FTE support staff, CBID financials, Telephone Coordinator role, Payroll Coordinator role, portions of Agenda Management, assist with the Recommended and Final budget books and other miscellaneous and special projects as assigned by the CAO, ACAO and ASM. With this time, the ASM will be able to assist the COB division with the backlog of projects and deferred workloads as well as Agenda.Net Security Administration, end user training and special projects and agenda items as assigned by CAO and ACAO.
2. Increase responsibility amongst support staff – the ASO will have the ability to train and develop the position that it will supervise, develop procedures and review Admin standard operation procedures which have been deferred, as well as assist with budgets and make operational decisions when the ASM is out of the office.
The addition of the Senior Account Clerk-Confidential will:
3. Oversees some of the smaller ancillary fund centers which are overseen by the Administrative Office and typically assigned to Administrative Analyst.
4. Assisted the Administrative Services Manager with fiscal oversight

Administrative Office Comments:
The intended results have been achieved.

Title: Contract with San Luis Obispo Council of Governments (SLOCOG) to deliver a Regional Housing and Infrastructure Plan using funds awarded to the County from the State of California's SB 2 Planning Grants Program

<p>Expenses: \$310,000</p>	<p>Funding Source(s): \$310,000 SB 2 Planning Grants Program Approved via Board action on 4/5/2022, item #3</p>
<p>Intended Results:</p> <ol style="list-style-type: none"> Approval of the recommended action will allow the County to build strong collaboration through coordinating a plan that integrates local agencies' efforts, identifies and prioritizes critical regional infrastructure needs (water, wastewater, transportation, high-speed internet), guides regional dollars to support housing and economic development opportunities, and creates a focused strategy to address the housing and infrastructure shortage countywide. 	
<p>Actual Results for FY 2021-22:</p> <ol style="list-style-type: none"> Partially achieved. The contract has been entered into on April 5, 2022, and work has commenced to create a focused strategy to address the housing and infrastructure shortage countywide. 	
<p>Administrative Office Comments: The intended results have been partially achieved; this augmentation will continue to be reported on in the FY 2024-25 budget.</p>	

FUND CENTER 425 – AIRPORTS

<p>Title: Delete 1.00 FTE Assistant/Associate Real Property Agent position and add 1.00 FTE Property Manager and 2.00 FTE Administrative Assistant I/II/III positions.</p>	
<p>Expenses: \$235,697</p>	<p>Funding Source(s): \$235,697 Airport Enterprise Fund 42502 and Federal Aviation Administration (FAA) Coronavirus Aid, Relief, and Economic Security (CARES) grant Approved via Board action on 3/5/2022, item #7</p>
<p>Intended Results:</p> <ol style="list-style-type: none"> 1. Assign a more appropriate classification for the scope of work, allowing the Department of Airports to continue providing the high level of service that is expected of the Department, in the most efficient manner. 	
<p>Actual Results for FY 2021-22:</p> <p>The Department hired one (1) FTE Property Manager and two (2) FTE Administrative Assistants. The addition of the Property Manager has allowed our Properties Division to go from strictly a transactional role to a strategic role with an eye for future growth and revenue generation. The Property Manager has been able to perform a strategic review of the entire Airport's property portfolio and has been instrumental in the identification and negotiation of possible land acquisitions that support future growth.</p> <p>The hiring of both Administrative Assistants has allowed for dedicated staff to focus on overall Airport customer service, as well as customer service specifically for operation badging services. Additionally, the Airport staff that were previously performing these duties can focus on their duties for which their positions are defined and the duties they were primarily hired to perform.</p>	
<p>Administrative Office Comments:</p> <p>The intended results have been achieved.</p>	

FUND CENTER 137 – ANIMAL SERVICES

<p>Title: Amend the fixed asset list for FC 137- Animal Services to add a dental cleaning/scaling/polishing machine in the total amount of \$5,313 to enable Animal Services to provide in house oral health care for sheltered animals rather than incurring costs through external veterinary services.</p>	
<p>Expenses: \$5,313</p>	<p>Funding Source(s): \$5,313 General Fund</p>
<p>Approved via Board action on June 21, 2022, item #18</p>	
<p>Intended Results:</p> <ol style="list-style-type: none"> 1. Regularly provide dental care when needed to sheltered animals. 2. Reduce the amount of staff time spent coordinating veterinary appointments and transporting animals back and forth from the shelter to external veterinary facilities. 3. Experience direct cost savings by providing this service in house and allow for available funding to be used on other shelter programs. 	
<p>Actual Results for FY 2021-22:</p> <p>The dental cleaning unit was purchased in June following board approval and was subsequently received in July, with use of the machine to begin following occupation of the new animal shelter in the fall of 2022.</p> <p>While the machine is now in service, all use has been during FY22-23 so there are no specific details or quantitative results to report for FY22-23.</p>	
<p>Administrative Office Comments:</p> <p>The intended results have been partially achieved; this augmentation will continue to be reported on in the FY 2024-25 budget.</p>	

FUND CENTER 117 – AUDITOR-CONTROLLER TREASURER-TAX COLLECTOR PUBLIC ADMINISTRATOR

Title: Delete 1.00 FTE Financial Analyst I/II/III/Principal position and add 1.00 FTE Software Engineer I/II/III position, effective March 6, 2022, to ensure the continued support of the Auditor-Controller Treasurer-Tax Collector Public Administrator (ACTTC's) critical software systems.	
Expenses: (\$18,652) savings	Funding Source(s): (\$18,652) General Fund support Approved via Board action on February 1, 2022, item #4
Intended Results: 1. Approval of the recommended action will provide a more appropriate classification, allowing the ACTTC to continue supporting critical software systems that fulfill the mission of the office.	
Actual Results for FY 2021-22: 1. Achieved. The addition and deletion of the positions took place effective March 6, 2022. The addition of the Software Engineer position allowed for the successful ongoing maintenance and improvement of important property tax related systems, including: Updating the CORTAC system, which allows for the payment of property taxes by mortgage companies and other lenders, implementation and testing of a new trust accounting system for taxpayer funds, and the implementation of several features for both the "Taxes on the Web" public website and the ACTTC's internal property tax management software.	
Administrative Office Comments: The intended results have been achieved.	

Title: Add 2.00 FTE Deputy Director – Auditor Controller-Treasurer Tax Collector-Public Administrator and delete 1.00 FTE Assistant Auditor-Controller and 1.00 FTE Division Manager – Auditor Controller to appropriately staff and more effectively manage the unique operations across the two major department functions.	
Expenses: \$13,732	Funding Source(s): \$13,732 General Fund Approved via Board action on September 28, 2021, item #13
Intended Results: 1. Allow focus solely on either Auditor-Controller or Treasurer-Tax Collector-Public Administrator functions; 2. Provide executive-level support for cannabis tax administration and expanded voluntary benefit programs; 3. Enhance career opportunities throughout the department by providing executive-level opportunities for staff; 4. Enable greater participation in professional associations; and 5. Ensure that perspective from both Auditor-Controller and Treasurer-Tax Collector-Public Administrator areas are represented in officewide policy development efforts.	
Actual Results for FY 2021-22: 1. Achieved. The new deputy structure was successfully implemented with one internal promotion and one external hire; Completed as of December 2021. 2. Achieved. The Treasurer-Tax Collector-Public Administrator (TTC) Division Deputy supervised cannabis tax program and coordinates with other County agencies on cannabis regulation. Initial cannabis operator tax audits are in process as of January 2023. 3. Achieved. Both the TTC Division Deputy and Auditor-Controller (AC) Division Manager positions were filled with internal promotions. In addition, their promotions resulted in other internal department promotions to fill their vacant positions. Completed as of March 2022. 4. Achieved. Both Deputies participate in statewide associations specific to their respective divisions. Ongoing. 5. Achieved. AC Division Deputy completed preliminary revisions to the County Non-Travel Meal Policy and expects to implement the new policy in FY 2023-24. The AC Deputy also assisted in a resolution updating the County's Budget Transfer Authority which is expected to be approved by the Board in late January 2023.	
Administrative Office Comments: The intended results have been achieved.	

Title: Delete 1.00 FTE Administrative Analyst I/II/III/Principal and add 1.00 FTE Public Information Specialist I/II/III.	
Expense: 18,967	Funding Source(s): \$18,967 General Fund Approved via Board action on 10/19/2021, item #2
Intended Results:	
<ol style="list-style-type: none"> 1. The PAL for Fund Center 119 – Administrative Office – Communications and Outreach will properly reflect current staffing levels. 2. The adjustment in the PAL will aid the Administrative Office in attracting and retaining qualified candidates for this role of the Public Information Specialist, which will assist in countywide public relations, crisis management, media liaison, media engagement, social media management, content creation, training, performance management, and to assist with succession planning for the future. 	
Actual Results for FY 2021-22:	
<ol style="list-style-type: none"> 1. The PAL for Fund Center 119 – Administrative Office – Communications and Outreach properly reflects current staffing levels. 2. The department was able to hire a qualified candidate with the experience to handle countywide public relations, crisis management not only within administration but with other departments. The Public Information Specialist also acts as the primary media liaison and assists other departments with their media relations. The position handles posting to all main County social media sites and provides training to other departments, creates content for the web, social media channels and the media. 	
Administrative Office Comments:	
The intended results have been achieved.	

FUND CENTER 166 – BEHAVIORAL HEALTH

Title: Add 1.00 FTE Program Manager I/II to manage cultural competency programs.	
Expenses: \$165,714	Funding Source(s): \$165,714 Medi-Cal Quality Assurance funds and state Mental Health Services Act revenue Approved via Board action on August 10, 2021, item #24
Intended Results:	
<ol style="list-style-type: none"> 1. Fully execute State and Federal mandates. 2. Develop a baseline of current efforts to meet the needs of the County’s underserved and unserved population with appropriate interventions developed in the first year of this position. 3. Completion of the Department’s required Cultural Competence Plan and progress reports, annually. 4. Coordination of a minimum of three cultural competence trainings, serving 500 County and community providers, annually. 5. 95% of training participants will report improvement in understanding of access, equity and cultural competence issues. 6. Conduct annual review and update all Department policies related to access and healthcare equity, staff development, and program data management related to ethnic services. 7. Expand the Department’s Cultural Competence Committee by 10% over baseline with broader representation from peers, family members, and others with lived experience 	
Actual Results for FY 2021-22:	
<ol style="list-style-type: none"> 1. The Diversity, Equity, & Inclusion – Cultural Competency (DEI-CC) Program Manager collaborated and is part of the yearly External Quality Review Organization (EQRO) session where it provided information about State and Federal mandates regarding linguistically and appropriate services and programs developed and implemented by the Department. The DEI-CC Program Manager is part of the Quality Assurance reviews and improvement project addressing State and Federal requirements. 2. The DEI-CC Program Manager has developed an internal survey (also available for partners providers to use) to determine service and programming aimed to address underserved and unserved populations, as well as addressing the capacity and training needs of staff to best serve such populations. Upon approval from the Behavioral Health and Health Agency Leadership Team, the DEI-CC Program Manager can begin implementation. 3. The 2021 Cultural Competence Plan was completed and submitted to the State by the Dec. 31, 2021 deadline. The CCP can be located on the following link:SLO-Behavioral-Health-Cultural-Competence-Plan-202.pdf (ca.gov). The DEI-CC Program Manager is currently writing the update for FY 2022-23, which will be submitted by the Dec. 31, 2022 deadline. 4. The DEI-CC Program Manager organized and coordinated two Behavioral Health Interpretation Trainings (BHIT) and the new one-hour Continuing Education Units (CEU) Behavioral Health Diversity, Equity, and Inclusion – Cultural Competency Training for the entire local behavioral health system, including staff and partner providers. This last training is made available via Relias Learning and via the Department’s YouTube Channel to reach a larger population. Currently, the DEI-CC Program Manager is part of the training team with the Workforce, Education, & Training Coordinator, and the Clinical Supervisor Training Coordinator to expand and design a plan to support a series of trainings that meet the current needs of the workforce as a response of social changes. 5. Current data points measure training participants’ skill and knowledge apprehension. To address this deliverable, the DEI-CC Program Manager developed the internal survey (stated in item 1) to best gauge improvement in understanding access, equity, and cultural competence in the behavioral health field. Upon approval and implementation, data reporting will allow the Department to best assess and respond to areas to improve access, equity, and efforts around cultural competency. 6. The DEI-CC Program Manager chairs the DEI-CC Committee. The DEI-CC Committee houses the Policy & Procedure Subcommittee that reviews policies. Currently, the Subcommittee and the Program Manager have reviewed client beneficiary handbooks for Drug & Alcohol and Mental Health in English and Spanish, the required State Notices and Taglines around Non-Discrimination, including addition to the contract boilerplate to ensure compliance, and currently reviewing the Bilingual Certification Committee Policy and Procedures. This process is on-going and reflects the efforts established forward by the Department to create a transformative system focused on the clients’ behavioral health needs, identities, experiences, and wellbeing. 7. Over the last year, the DEI-CC Committee increased membership as described in the deliverable by including broader representation from peers, family members, and others with lived experience. One member from the local NAMI Chapter and three (3) members with lived experience from partner agencies in providing services to clients. With a total of 4 members in a 21-member committee, representing about 19% of the entire committee make-up. 	
Administrative Office Comments: The intended results have been achieved.	

Title: Delete a 0.50 FTE Behavioral Health Clinician I/II/III and add a 1.00 FTE Behavioral Health Clinician I/II/III to provide services to Juvenile Justice Realignment youth serving a Secure Youth Treatment Facility commitment at the County of San Luis Obispo Juvenile Hall.	
Expenses: \$100,779	Funding Source(s): \$100,779 Juvenile Justice Realignment Block Grant (SB 823) Approved via Board action on August 24, 2021, item #15

<p>Intended Results:</p> <ol style="list-style-type: none"> 1. Complete a Child and Adolescent Needs and Strengths assessment on 100% of Juvenile Justice Realignment youth serving a Secure Youth Treatment Facility commitment at the County of San Luis Obispo Juvenile Hall. 2. 100% of Juvenile Justice Realignment youth serving a Secure Youth Treatment Facility commitment at the County of San Luis Obispo Juvenile Hall will receive monthly trauma-informed individual therapy.
<p>Actual Results for FY 2021-22:</p> <ol style="list-style-type: none"> 1. Achieved: A Child and Adolescent Needs and Strengths (CANS) assessment was completed for 100% of Juvenile Justice Realignment youth serving a Secure Youth Treatment Facility commitment at the County of San Luis Obispo Juvenile Hall. 2. Achieved: 100% of Juvenile Justice Realignment youth serving a Secure Youth Treatment Facility commitment at the County of San Luis Obispo Juvenile Hall received monthly trauma-informed individual therapy.
<p>Administrative Office Comments: The intended results have been achieved.</p>

Title: Add 1.00 FTE Limited Term Licensed Psychiatric Technician/Licensed Vocational Nurse I/II/III and 1.00 FTE Limited Term Supervising Administrative Clerk I/II through June 30, 2024 to provide supervisory and programmatic support in the Behavioral Health Department.

<p>Expenses: \$588,646</p>	<p>Funding Source(s): \$588,646 Federal Medi-Cal Quality Assurance, Managed Care Final Rule and administration funds, State Behavioral Health Quality Improvement Funds</p> <p>Approved via Board action on September 14, 2021, item #15</p>
---------------------------------------	---

<p>Intended Results: The addition of a 1.0 FTE Licensed Psychiatric Technician/Licensed Vocational Nurse I/II/III to the Behavioral Health Department will:</p> <ol style="list-style-type: none"> 1. Enhanced training, compliance, and staff support. 2. Standardization of tasks and updated, regular training for enhanced quality of care and more efficient and effective services. 3. Provide, at a minimum, monthly trainings for other staff LPT/LVNs regarding necessary Behavioral Health operating and documentation guidelines, policies and procedures. 4. Develop and maintain onboarding process for new staff LPT/LVNs. <p>The addition of a 1.0 FTE Supervising Administrative Clerk II to the Behavioral Health Department will:</p> <ol style="list-style-type: none"> 5. Enhance customer service, compliance, and staff support. 6. Standardization of tasks and cross training to allow for better coverage of locations when staff are unavailable. 7. Provide for better continuity of record management, administrative support to clinic staff as well as clients, and consistent information and interface with multiple agencies in the community. 8. Develop and maintain training curriculum and a desk manual for the AAs. 9. Provide monthly trainings for AAs to ensure consistent processes and cross training for various programs. 10. Develop, implement, and maintain schedule and coverage policies and procedures.
--

<p>Actual Results for FY 2021-22:</p> <p><u>FTE Licensed Psychiatric Technician/Licensed Vocational Nurse I/II/III to the Behavioral Health Department</u></p> <ol style="list-style-type: none"> 1. A 2-week orientation and training of newly hired or contracted LPT/LVN positions has been developed and has provided standardization. 2. A Microsoft Teams site was created to serve as a site for Outpatient Medication Managers to communicate with each other, make announcements, provide the latest information on medications, policy updates, peer review updates, ideas on improving medication support services. 3. Competency training has been developed and is tracked by this position for several trainings including Suicide Prevention, Medication Safety, 5150 Designation, Medication Room, Narcan, Athelas, ProAct training for Outpatient Management of Assaultive/Violent Behavior. 4. This position also assists the Program Supervisor with the onboarding of staff. <p><u>Supervising Administrative Clerk II to the Behavioral Health Department</u></p> <ol style="list-style-type: none"> 5. Created new guidance and training materials to support staff in providing consistent customer service and staff support across clinics. 6. Reviewed and revised AA procedures at each site, cross-trained AAs to ensure capacity for coverage as needed, develop and maintain a consistent staffing coverage plan for clinics. 7. Created how-to guides for AA staff to provide clear, consistent guidance that is easily accessed at each site to ensure consistency and better continuity of record management across sites. 8. Written and trained staff to use a new, standardized desk manual that is available at each clinic's front desk. 9. Provides on-going and on-demand training for new and existing AA staff, as requested by staff and supervisors. 10. Maintains AA schedule; created and implemented a new coverage procedure that ensures consistent coverage is available at all sites.

<p>Administrative Office Comments: The intended results have been achieved.</p>
--

Title: Delete 1.00 FTE Behavioral Health Specialist II and add 1.00 FTE Program Manager II to lead Mental Health Services Act workplans and coordinate Suicide Prevention and Training programs and add 1.00 FTE Public Information Specialist II to coordinate Behavioral Health communications.	
Expenses: \$183,170	Funding Source(s): \$183,170 Mental Health Services Act Approved via Board action on October 19, 2021, item #14
Intended Results: The Program Manager II to the Behavioral Health Department will: <ol style="list-style-type: none"> 1. Supervise 3.5 FTE permanent staff, along with temporary and intern staff. 2. Prepare and maintain a variety of reports and documentation related to MHSA including grants, implementation of the County's Suicide Prevention Plan, and other related activities. 3. Conduct major annual activities, such as the Suicide Prevention Forum, along with monthly Suicide Prevention Council meetings and activities. The Public Information Specialist I/II/III to the Behavioral Health Department will: <ol style="list-style-type: none"> 4. Develop and implement of Behavioral Health Department Communication Plan. 5. Plan, develop, create, and oversight of daily Department media and web content. 	
Actual Results for FY 2021-22: <ol style="list-style-type: none"> 1. Completed: Supervised 3.5 FTE permanent staff, along with temporary and intern staff. 2. Completed: Prepared and maintained a variety of reports and documentation related to MHSA including grants, implementation of the County's Suicide Prevention Plan, and other related activities. 3. Completed: Conducted 19 presentations, outreach events, and trainings for over 1500 participants, such as the Suicide Prevention Forum, along with monthly Suicide Prevention Council meetings and activities. The Public Information Specialist I/II/III to the Behavioral Health Department will: <ol style="list-style-type: none"> 4. Partially Completed: Developing and implementing of Behavioral Health Department Communication Plan. 5. Completed: Planned, developed, created, and provided oversight of daily Department media and web content reaching 92,887 persons in FY 2021-2022. The department reached an estimated 47,906 persons through local media and news coverage, radio stations, and print publications in FY 2021-2022. Over 50 local media interviews and news segments were completed covering various Behavioral Health topics around mental health, substance use, and overdose and suicide prevention. Interviews steamed from the posting of department press releases online and email correspondence to local news stations and reporters. 	
Administrative Office Comments: The intended results are partially achieved. This augmentation will continue to be reported on in the FY 2024-25 budget.	

Title: Contract with Soundheal Inc. to test the effectiveness of sound meditation in improving mental health outcomes.	
Expenses: \$576,120	Funding Source(s): \$576,120 Mental Health Services Act Innovation Funds Approved via Board action on November 2, 2021, item #18
Intended Results: <ol style="list-style-type: none"> 1. At minimum, thirty percent (30%) of participants reporting they have the foundation for their own self-meditation or wellness practice, as measured by retrospective surveys. 2. At minimum, thirty percent (30%) of participants will report they are more optimistic about their self, as measured by retrospective surveys. 3. At minimum, participants will report a thirty percent (30%) improvement in self-awareness, as measured by retrospective surveys. 4. At minimum, participants will report a twenty-five percent (25%) decrease in anxiety, stress, or feelings of detachment, as measured by retrospective surveys. 5. At minimum, participants will report a twenty-five percent (25%) increase in staying calm, relieving stress, and focusing, as measured by retrospective surveys. 	
Actual Results for FY 2021-22: <ol style="list-style-type: none"> 1. 80% of participants have reported that they have started their own meditation or wellness practice. 2. 60% of participants report and improvement in their sobriety and their overall happiness 3. 100% of participants reported a reduction in anxiety. 4. 80% of participants reported a reduction in stress. 5. 40% of participants reported a reduction in depression. 	

Administrative Office Comments:
The intended results have been achieved.

Title: Contract from November 1, 2021 through June 30, 2025 with Sun Street Centers to license, staff, open and operate an in-County Residential Treatment Facility at 34 Prado Road in San Luis Obispo for residential treatment facilities per year to provide clinically managed residential withdrawal management and residential treatment services for women and men who have developed a moderate to severe substance use disorder.

Expenses: \$1,363,962	Funding Source(s): \$1,363,962 Drug Medi-Cal, State General Fund, Substance Abuse Block Grant, Realignment, Realignment Trust Fund \$330,293 General Fund Approved via Board action on November 16, 2021, item #15
---------------------------------	--

Intended Results:

1. The following Residential Treatment Outcomes for all Residential Treatment Facilities (RTF) will be tracked:
 - a. Clients Served
 - b. Bed Days Available
 - c. Bed Days Used
 - d. Percentage of adults who did not use inpatient care during the contract year.
 - e. Percentage of adult patients who were moved to a less intensive level of care for continuity.
2. Behavioral Health will continue to maintain the list of clients for residential placements and the level of care needed.
3. The County and through the External Quality Review Organization (EQRO) will track the number of days clients are waiting for a residential level of care authorization and for placement into a facility.

Actual Results for FY 2021-22:

1. Achieved. The Residential Treatment Outcomes for both in-County and out-of-County residential treatment facilities have been set-up and we are tracking all of the elements listed.
2. Achieved. A tracking document is maintained for residential placements and level of care required.
3. Achieved. Timeliness to access residential treatment is also being tracked.

Administrative Office Comments:
The intended results have been achieved.

Title: Funding for A Substance Abuse Block Grant (SAGB) Coronavirus Response and Relief Supplemental Appropriations Act (CRRSAA) award in the amount of \$880,933.86 for the period of July 1,2021 through December 31, 2022 and A SAGB American Rescue Plan Act of 2021 (ARPA) award in the amount of \$786,554.83 for the period of September 1, 2021 through June 30, 2025. Add 1.00 FTE Limited Term Behavioral Health Specialist II through June 30, 2025 to provide public substance use prevention education and outreach; 1.00 FTE limited term Behavioral Health Clinician I/II/III through December 31, 2022 to provide substance use early intervention and treatment with adolescents; 1.00 FTE Limited Term Licensed Psychiatric Technician I/II/III through June 30, 2025 to support medication-assisted treatment of clients of clients in Drug and Alcohol Services; and 0.50 FTE limited Term Behavioral Health Worker I/II/III through Decmeber 31, 2022 to provide support to perinatal treatment team.

Expenses: \$1,667,489	Funding Source(s): \$880,933 Substance Abuse Block Grant (SAGB) Coronavirus Response and Relief Supplemental Appropriations Act (CRRSAA) \$786,554 Substance Abuse Block Grant American Rescue Plan Act of 2021 (ARPA) Approved via Board action on January 11, 2022, item #16
---------------------------------	--

Intended Results:
Adolescent/Youth Set Aside:

1. Expand Adolescent/Youth SUD Treatment to include services in San Luis Obispo County's most northern/rural clinic site in Paso Robles.
 - a. A full and active caseload of up to 30 youth will be recruited by the end of the 2021-2022 fiscal year. This caseload will be a mix of Medi-Cal and non Medi-Cal beneficiaries who meet medical necessity for SUD treatment.
2. Expand Adolescent/Youth Treatment Outreach efforts by creating an effective referral and warm handoff procedure with local comprehensive and continuation High Schools.
 - a. Produce 20 referrals to treatment services from outreach and engagement at High Schools that do not currently have BHD staff conducting outreach, engagement, or early intervention services by the end of the 2021-2022 fiscal year. This activity will be for the purpose of identifying substance abusing youth and encouraging them to take advantage of treatment services.
3. Expand Adolescent/Youth Treatment Outreach efforts by creating an effective referral and warm handoff procedure with less utilized community partners located in the rural northern San Luis Obispo County region.
 - a. Produce 20 referrals to treatment services from outreach and engagement at community partner agencies that do not often refer to the BHD Adolescent/Youth Treatment the end of the 2021-2022 fiscal year. This activity will be

for the purpose of identifying substance abusing youth and encouraging them to take advantage of treatment services.

Friday Night Live Set Aside:

4. Increase student self-reports of Safe Environments, Caring & Meaningful Relationships, Involvement and Connection to the Community, Leadership & Advocacy, and Skill Building.
5. Increase student self-reports of perception of harm, increased resilience, healthy choices, and improved peer relationships.

Primary Prevention Set Aside:

6. Reduce underage and high-risk drinking.
 - a. Reduce youth social and retail access to alcohol by 5% by June 2022.
 - b. Increase the level of youth's perceived harm associated with alcohol use by 5% by June 2022.
7. Reduce youth marijuana use and related problems.
 - a. Reduce social and retail access to marijuana by 3% by June 2022.
 - b. Increase the level of youth's perceived harm associated with marijuana use by 3% by June 2022.
8. Reduce prescription drug misuse and related problems.
 - a. Increase school, family and community awareness of the availability and harms related to prescription drug misuse by 5% by June 2022.
 - b. Increase perception of harm of prescription misuse by 3% by June 2022.
9. Enhance System Capacity for Accidental Overdose Prevention by increasing community and organization participation in evidence-based prevention programs.
 - a. Expand the participation and collaboration of schools and community organizations by adding 4 new trainings or collaborative events per year.
 - b. Expand the participation and collaboration of youth by increasing membership and participation in prevention programs by 4% by June 2022.
 - c. Increase the skills of County prevention program team members to enhance their capacity to implement effective prevention practices by ensuring each team member completes 12 CEU's per year.

Perinatal Set Aside:

10. (Child Participant Level): Help San Luis Obispo Perinatal Outpatient Extension Group (POEG) child participants improve the quality of their lives, reduce the impacts of family addiction, especially opiate use disorders, and increase overall health and well-being of children.
 - a. County of San Luis Obispo Drug and Alcohol Services will enroll 60 children participants per year in the Family Treatment Court/Celebrating Families! program. This will be measured by the number of children admitted, the number of services attended and Client Satisfaction surveys.
 - b. Children participants will exhibit an increase in overall health and well-being as measured by the assessment before, during, and after program participation. Thirty (30) children participants will receive outpatient behavioral health counseling interventions per year.
 - c. Reduce the length of time the child is in foster care.
11. (Parent and other Caregivers Participant Level): Continue to improve County of San Luis Obispo POEG parent participants in establishing a healthy family functioning environment, improve the quality of the family communications, and to break the cycle of addiction in families.
 - a. Sixty (60) parent/caregiver participants will enroll and participate in the Celebrating Families! program, thus showing positive changes during treatment in the domain of social support as measured by assessment at admission and at discharge.
 - b. Parent/caregiver participants will exhibit an increase in communication skills, be able to express their feelings, demonstrate anger management skills, and use problem solving, and decision-making skills through participation in the Nurturing Parenting Program.
 - c. Increase the rate of completion in the Family Treatment Court (FTC) because the parents will witness improvements in their children by involving them in POEG programs.
12. (Program and System Level): Increase the capacity in San Luis Obispo for services to families participating in the FTC and POEG programs.
 - a. County of San Luis Obispo FTC capacity for the children's (ages 0 – 17) interventions will increase by 60 individual children per year.
 - b. San Luis Obispo County will increase training opportunities especially on issues concerning families affected by opiate use disorders by training to 40 partner practitioners.
 - c. Expand the availability of Parent Partners in the FTC and POEG programs to provide peer support, role modeling, and assistance in navigating the Child Welfare Services system and document the services provided to the families.
 - d. Reduce the recurrence of child abuse maltreatment from the current rate of 8.9% (baseline) for families referred by CWS.
 - e. Increase the percentage of pregnant women who have a drug-free childbirth by participating in the POEG program.

Recovery Housing Set Aside:

13. Percentage of clients who report reduced, eliminated, or maintained sobriety from alcohol or other drug use upon completion from Drug & Alcohol Services as measured by CalOMs discharge data.
 - a. Target: 95% of clients who discharge with Drug and Alcohol Services report reduced drug use.
14. Percentage of clients who "strongly agreed" or "agreed" with "Overall I am satisfied with the Drug and Alcohol Services that I received" as measured by Client Treatment Perception Surveys question #12, administered on an annual basis.
 - a. Target: The Overall Satisfaction with treatment services in San Luis Obispo County will be 85%.

Discretionary Set-Aside:

15. Percentage of clients who report reduced, eliminated, or maintained sobriety from alcohol or other drug use upon completion from Drug & Alcohol Services as measured by CalOMS discharge data.
 - a. Target: 95% of clients who discharge with Drug and Alcohol Services (DAS) report reduced drug use.

<p>16. Percentage of clients who “strongly agreed” or “agreed” with “Overall I am satisfied with the DAS that I received” as measured by Client Treatment Perception Surveys question #12, administered on an annual basis.</p> <p>a. Target: The Overall Satisfaction with treatment services in the County will be 85%.</p>
<p><u>Actual Results for FY 2021-22:</u></p> <p>Adolescent/Youth Set Aside:</p> <ol style="list-style-type: none"> 1. Incomplete: Due to challenges with recruiting and hiring for the clinician role, the position was never filled. As a result north county/rural services were not expanded. 2. Incomplete: Due to challenges with recruiting and hiring for the clinician role, the position was never filled. As a result north county/rural services were not expanded. 3. Incomplete: Due to challenges with recruiting and hiring for the clinician role, the position was never filled. As a result north county/rural services were not expanded. <p>Friday Night Live Set Aside:</p> <ol style="list-style-type: none"> 4. Partially Achieved: Survey findings from the annual Youth Development Survey given to Friday Night Live (FNL) and Club Live (CL) participants do not show an increase in positive development factors such as Safe Environments, Caring & Meaningful Relationships, Involvement and Connection to the Community, Leadership & Advocacy, and Skill Building. However, this is primarily a reflection of the extremely high positive responses that have persisted between years. In 2021-22 92% of respondents reported sufficient or strong responses to questions about FNL’s performance in creating a Safe Environment, 95% reported sufficient or strong ratings for FNL’s Leadership & Advocacy as well as Involvement and Connection to Community. While these numbers do not reflect an increase in student self-reports, they are still strong indicators of continued success. 5. Partially Achieved: Survey findings from the annual Youth Development Survey given to FNL participants show near unanimous reports of increased learning about the problems that alcohol, tobacco, and other drugs can cause, and through FNL youth are enabled to support peers to make healthier choices. Students report that their FNL experience improves their relationships by providing opportunities to build new friendships, and help youth do things other than alcohol, tobacco and other drug misuse. <p>Primary Prevention Set Aside:</p> <ol style="list-style-type: none"> 6. <u>Reduce underage and high-risk drinking.</u> <ol style="list-style-type: none"> a. Partially Achieved: Between 2020 and 2022 surveyed youth reported decreased availability of access to alcohol from a wide number of sources. In a 2020 survey 21% of youth in the 11th grade reported concerts and social events as a source for obtaining alcohol, in 2022 the same survey question resulted in a 16% response rate - a decline of five percent. While many social sources of alcohol saw a decline in the past two years, there has been no movement in reported alcohol sourcing from retail sources. b. Partially Achieved: Between 2020 and 2022 surveyed youth who reported that there was no perceived harm from heavy or occasional alcoholic consumption declined among youth in the 11th grade, but increased among youth in the 9th grade. Between the two survey timepoints, students in the 11th grade saw a three percent increase in perceived great harm from heavy alcohol consumption (46% to 49%) and a two percent decline in perception of no harm (13% to 11%). 7. <u>Reduce youth marijuana use and related problems.</u> <ol style="list-style-type: none"> a. Partially Achieved: Between 2020 and 2022 surveyed youth reported an increase in perceived difficulty in obtaining marijuana. Among 9th grade students those who reported obtaining marijuana as being either very or fairly difficult increased by five percent between the two timepoints. Among 11th grade students the same answers increased by three percent. It is also noteworthy that “Don’t Know” to the question of difficulty in obtaining marijuana increased by seven percent among 9th graders, and ten percent among 11th graders. b. Partially Achieved: Between 2020 and 2022 surveyed youth who reported that there was no perceived harm from heavy or occasional marijuana consumption declined among youth in the 11th grade but increased among youth in the 9th grade. Between the two survey timepoints, students in the 11th grade saw a five percent decline in no harm perception from heavy and occasional marijuana consumption (20% to 15% and 29% to 24% respectively) 8. <u>Reduce prescription drug misuse and related problems.</u> <ol style="list-style-type: none"> a. Achieved: Between 2020 and 2022 surveyed youth who reported that peers felt it was “very wrong” to use unprescribed prescription drug increased substantially. In 2020 58% of youth in the 9th grade and 57% of youth in the 11th grade reported the perception that their friends would feel it was very wrong to misuse prescription drugs. In 2022 those figures increased to 68% and 67% - a ten percent increase across all high school grade levels, surpassing expectations. b. Partially Achieved: Between 2020 and 2022 surveyed youth who reported that there was great risk associated with the misuse of prescription drugs increased among 11th grade students and stayed the same for 9th grade students. In 2020 56% of 11th grade respondents perceived great risk from use of prescription drugs that are not prescribed to them, in 2022 that figure increased by ten percent, to 66%. However, there was only a one percentage point change among the perception of 9th graders between 2020 and 2022. 9. <u>Enhance System Capacity for Accidental Overdose Prevention by increasing community and organization participation in evidence-based prevention programs.</u> <ol style="list-style-type: none"> a. Achieved: In February of 2022 SLOBHD hosted a collaboration at Cal Poly about Naloxone Now, presentation covered the newly developed app which enables community members to have overdose prevention medication shipped to their residence. Additionally, that month a Fentanyl educational training was held with county-wide public-school nurses. The SLOBHD training department did three mental health first aid trainings with the County Parks and Recreation and included topics such as substance use treatment since parks staff have often found themselves as first responders to mental health crisis among the counties unhoused population. Lastly a collaboration between

Cal Poly Pulse to hold an educational event about festival safety targeted towards young adult drug use prevention at musical events.

- b. Achieved: FNL and CL membership and participation increased in FY 2021-22 compared to FY 2020-21. In FY 2020-21 there were 316 youth participants across the middle and high schools served by the SLOBHD. In FY 2021-22 there were 379 youth participants across the middle and high schools served by the SLOBHD. This represents a 19.9% increase in prevention program participation between fiscal years.
- c. Partially Achieved: Prevention Program team members participated in a wide variety of training programs to enhance their capacity and promote more effective practices. Youth Development trainings; CA Friday Night Live Partnership trainings (such as Youth Summit conference); Mandated Reporter training; Stanford Toolkit trainings (for tobacco and cannabis); Question, Persuade, Refer (QPR) training; Understanding the Relationship Between Social Connection and Opioid Misuse training; Youth Mental Health First Aid (YMHFA) training; Health Information Privacy & Security training; Fraud, Waste, and Abuse Prevention training; Code of Conduct training; Compliance Program training; and Security Awareness training. However because primary prevention staff funded were non-licensed clinicians the total number of CEU's earned were not tracked.

Perinatal Set-Aside:

- 10. Help San Luis Obispo Perinatal Outpatient Extension Group (POEG) child participants improve the quality of their lives, reduce the impacts of family addiction, especially opiate use disorders, and increase overall health and well-being of children.
 - a. Partially Achieved. In FY 2021-22 a total of 48 children were served (80% of goal met).
 - b. Achieved. Forty-eight children had behavioral interventions or counseling.
 - c. Achieved. The average length of time in foster care for FTC/CADA was 9.2 months. The average length of time for non-FTE families is 21.4 months.
- 11. Continue to improve County of San Luis Obispo POEG parent participants in establishing a healthy family functioning environment, improve the quality of the family communications, and to break the cycle of addiction in families.
 - a. Not met. Nineteen parents participated in Celebrating Families over FY 2021-22. Excellent results were achieved in this evidence-based program, but due to COVID-19 impacts we were not able to achieve the widespread reach we were hoping for.
 - b. Partially Achieved. Thirty-six parents were referred to participate in the Nurturing Parents Program with 24 participating (67%). Of those who participated 95% demonstrated increased skills in communicating with their children, expressing their feelings, demonstrating anger management, and using improved decision-making and problem-solving skills.
 - c. Achieved. 100% of the clients who completed Family Treatment Court during FY 2021-22 were successful or satisfactory. There were no unsuccessful terminations from the program.
- 12. Increase the capacity in San Luis Obispo for services to families participating in the FTC and POEG programs.
 - a. Partially Achieved. In FY 2021-22 a total of 48 children were served (80% of goal met).
 - b. Achieved. In FY 2021-22, Drug and Alcohol Services hosted a 4-part training on Fentanyl, Drug Testing, Naloxone, and Medication Assisted Treatment with almost 100 participants for each section. In addition, we conducted other trainings with another twenty participants for 120 total agency partner participants.
 - c. Achieved. A Parent Partner (1.0 FTE) was available and conducting services in the Family Treatment Court.
 - d. Achieved. Substantiated maltreatment recurrent for all CADA children is 4.3%.
 - e. During FY 2021-22, we had one pregnant woman who was enrolled in Family Treatment Court.

Recovery Housing Set-Aside:

- 13. Reduced drug use: Goal Achieved. The number of clients who discharged from treatment in FY 2021-22 was 473, while the number of those clients who eliminated, or reduced drug use, or maintained sobriety was 457 for a result of 96.62%.
- 14. Treatment Perception Survey: Goal Achieved. The percentage of those that answered "agree" or "strongly agree" when assessing overall satisfaction with Drug and Alcohol Services treatment services is 87.8%.

Discretionary Set-Aside:

- 15. Reduced drug use: Goal Achieved. The number of clients who discharged from treatment in FY 2021-22 was 473, while the number of those clients who eliminated, or reduced drug use, or maintained sobriety was 457 for a result of 96.62%.
- 16. Treatment Perception Survey: Goal Achieved. The percentage of those that answered "agree" or "strongly agree" when assessing overall satisfaction with Drug and Alcohol Services treatment services is 87.8%.

Administrative Office Comments:

The intended results are partially achieved. This augmentation will continue to be reported on in the FY 2024-25 budget.

Title: Delete a 0.75 FTE Senior Account Clerk and add a 1.00 FTE Senior Account Clerk to perform departmental accounting duties.

Expenses:
\$25,208

Funding Source(s):
\$25,208 Medi-Cal, Realignment

Approved via Board action on February 15, 2022, item #13
<p>Intended Results:</p> <ol style="list-style-type: none"> Develop a reporting process that will allow the Health Agency to provide the Network Providers and County Clinicians with timely information regarding service with clients and request of care plans. Create a strategy for the last reminding providers that need to be moved to electronic delivery of their information instead of receiving their claims forms via mail delivery. Archive the Network Providers claims forms and EOB's digitally on the Health Agency server.
<p>Actual Results for FY 2021-22:</p> <ol style="list-style-type: none"> The process to deliver the Provider's assignment usage reports to clinician's is still being adapted via Anasazi Electronic Health Record. The timeliness has improved by being able to run the usage reporting after each check run. For the process to be completed the Agency will need the new Electronic Health Record, which will be operational in July 2023, to provide messaging once an assignment is used to all Manage Care employees. This will create more of a real time report. The strategy created to receive all the Network Providers claim forms from electronically has been successful. The Health Agency now 92% of our 27 Network Providers using electronic submission. The Health Agency now has an archive process in place where all Network Provider claims forms and Anasazi formatted explanation of benefits are saved and archived electronically.
<p>Administrative Office Comments: The intended results have been achieved.</p>

<p>Title: Funding for A Community Mental Health Services Block Grant (MHBG) Coronavirus Response and Relief Supplemental Appropriations Act (CRRSAA) award in the amount of \$308,326 for the period of July 1, 2021 through December 31, 2022; A MHBG American Rescue Plan Act of 2021 (ARPA) award in the amount of \$595,145 for the period of September 1, 2021 through June 30, 2025; and A CRRSAA award for the Medication Assisted Treatment (MAT) State Opioid Response (SOR) 2 Coronavirus Telehealth Project in the amount of \$200,000 for the period of November 20, 2021 through November 30, 2022. Add 1.00 FTE Limited Term Behavioral Health Clinician I/II/III through June 30, 2025 who will be trained in the elevated risk for First Episode Psychosis and maintain the program and 1.00 FTE Limited Term Behavioral Health Specialist I/II/III through June 30, 2023 who will be trained in the mental health and co-occurring disorders and provide case management.</p>	
<p>Expenses: \$1,103,471</p>	<p>Funding Source(s): \$1,103,471 State and Federal Grant Funds (Community Mental Health Services Block Grant (MHBG) Supplemental County Application for the Coronavirus Response and Relief Supplemental Appropriations Act (CRRSAA) & MHBG American Rescue Plan Act of 2021 (ARPA))</p> <p style="text-align: right;">Approved via Board action on March 1, 2022, item #5</p>
<p>Intended Results:</p> <p>FEP Set-Aside: The goal for the CRRSAA & ARPA funded FEP program will be to reduce the negative impact of FEP on the local Transitional Aged Youth and Adult population.</p> <ol style="list-style-type: none"> Reduce 5150/5585 involuntary holds. Reduce rates of criminal justice involvement/school failure/psychiatric hold recidivism amongst county residents experiencing FEP mental health issues. Improve health and wellness amongst those receiving treatment. Increased academic/prosperity and social development factors amongst those receiving treatment. Improve satisfaction rate for how mental health crises are resolved amongst those experiencing FEP mental health issues. 200 unduplicated contacts among an annual caseload of 15-20 clients. <p>Early Intervention: The goals for the CRRSAA funded Early Intervention program will be to reduce gender-based social oppression and related problems of the transgender population and enhance access to eating disorder treatment for Spanish-speaking clients and their families.</p> <ol style="list-style-type: none"> Refer 100% of all youth requesting mental health assessments for gender affirming surgery letters by June 2022. Increase life functioning domains in the Child and Adolescent Needs and Strengths (CANS) Comprehensive Assessment by 30% by June 2022. Refer 100% of all youth with eating disorder needs to treatment by June 2022. Decrease risk behaviors identified by 30% by June 2022. Increase child strengths domains identified by 30% by June 2022. Provide 6 referrals to gender affirmation assessment. Provide 14 referrals to eating disorder outpatient services. <p>Crisis Stabilization: The goals for the CRRSAA funded Crisis Stabilization program will be to improve community wellness with an immediate, high-quality response to psychiatric emergencies County-wide and increase satisfaction rates for agencies who work with call center personnel.</p> <ol style="list-style-type: none"> Create a dedicated phone line for a 24/7 crisis dispatch center. Staff a dispatch line for live-response 24/7. Provide live 24/7 support for referring agencies, including first responders and hospitals, to ensure mobilization of specialized teams. Earlier response and intervention will be measured to determine impact on referrals to emergency departments and reduction of referrals to inpatient facilities. Improve satisfaction rates for agencies who work with the call center personnel by twenty percent (20%) over baseline. 	

General Crisis Stabilization (ARPA): The goal for the ARPA funded General Crisis Stabilization program will be to establish a Crisis Campus Project Manager to serve as the contract consultant and evaluate the capacity of this project, starting with a location in North County.

18. The project manager will provide recommendations to BHD regarding space, capacity, and manage the development of this space to include crisis services.
19. Monthly meetings will be established between the Crisis Campus Project Manager, city and county leaders, hospital administrators, law enforcement, and other stakeholders.

Discretionary/Base Allocation (ARPA): The goal for the ARPA funded Discretionary/Base Allocation program will be to develop the North County SAFE System of Care to better serve North County school districts and surrounding North County communities so families are resilient, and children and youth are healthy, safe, in school and connected to their communities.

20. Expand North County SAFE Coordinator Position from 0.50 FTE to 1.00 FTE to organize high performing multi-disciplinary team meetings, coordinate with local school districts and community partners, and assist community-based organizations and contracted Family Advocates from The Link on acute and complex family needs as determined.
21. Establish a shared SAFE System of Care data collection tool with South County SAFE and San Luis Obispo SAFE to improve our understanding of each region's unique resources and needs.
22. Increase The Link Family Resource Center administrative capacity to support expansion of North County SAFE System of Care and support qualified Family Advocate services.
23. Increase the number of referrals to SAFE from school districts from 40 during FY 2020-21 to 65 in FY 2021-22.

Actual Results for FY 2021-22:

FEP Set-Aside:

1. Training Managed Care Access staff on First Episode Psychosis (FEP) programs, and how to identify individuals who meet FEP demographics.
2. Currently in the planning and formulation phase of the grant work, meeting with representatives from the grant to develop our implementation plan.
3. Targeted training with FEP staff around implementation to create a consistent pathway for expedited care.
4. Developing a procedure for tracking access and throughput for new referrals and identifying data points to gather and track.
5. Developing a training plan for additional staff to respond effectively to referred clients' needs.
6. Currently, in the planning and development phase of implementing this grant.

Early Intervention:

7. Achieved: 100% of all youth requesting mental health assessments for gender affirming surgery letters by June 2022.
8. Not Achieved: Life Functioning Domains in the Child and Adolescent Needs and Strengths (CANS) did not show an increase.
9. Achieved: 100% of all youth with eating disorder needs were referred to treatment.
10. Partially Achieved: For youth referred for eating disorder needs, CANS items for Risk Behaviors decreased but by less than 30%
11. Partially Achieved: For youth referred for eating disorder needs, Child Strength Domains increased but by less than 30%
12. Partially Achieved: 1 referral for gender affirmation assessments was provided.
13. Partially Achieved: 7 youth were referred to eating disorder level of care assessment. Three of those youth followed through with recommended services. Four were referred for residential treatment, and family did not follow through recommended level of care. *Going forward, Actual Results will blend outpatient treatment with residential treatment, partial hospitalization, and intensive outpatient treatment.*

Crisis Stabilization:

14. Complete. The Crisis Dispatch Center in partnership with Sierra Mental Wellness Group is operational and providing services.
15. Complete. The Crisis Dispatch Center receives calls for service and provides live-response 24 hours a day, 7 days a week.
16. Partially Achieved. The Crisis Dispatch Center supports referring agencies and has a process for determining when mobile response and stabilization teams are deployed and when other services should be utilized. The Crisis Dispatch Center has been operational for less than a year, and so it has not yet collected sufficient data to compare call volume and referrals between months and years to determine the impact on referrals and inpatient facility stays.
17. Partially Achieved. The Crisis Dispatch Center has received positive response from referring and partner agencies, however because the Crisis Dispatch Center has only recently become fully operational, satisfaction levels cannot yet be determined compared to baseline.

General Crisis Stabilization (ARPA):

18. Not Complete. Due to staffing and capacity shortages a North County Crisis location has not been determined
19. Not Complete. Due to staffing and capacity shortages a North County Crisis location has not been determined

Discretionary/Base Allocation (ARPA):

20. Incomplete: The North County SAFE Position was expanded from .5 FTE to 1.0 FTE in July 2022.
21. Incomplete: Establish a shared SAFE System of Care data collection tool with South County SAFE and San Luis Obispo SAFE to improve our understanding of each region's unique resources and needs; begin to measure FY 22-23.
22. Incomplete: Increase The Link Family Resource Center administrative capacity to support expansion of North County SAFE System of Care and support qualified Family Advocate services; begin to measure FY 22-23.
23. Incomplete: Increase the number of referrals to SAFE from school districts from 40 during FY 2020-21 to 65 in FY 2021-22; begin to measure FY 22-23.

Administrative Office Comments:
The intended results are partially achieved. This augmentation will continue to be reported on in the FY 2024-25 budget.

Title: Delete 1.00 FTE Limited Term Division Manager overseeing the Justice Services Division and add 3.00 FTE Behavioral Health Specialists II to provide case management for the Latino Outreach Program, 1.00 FTE Division Manager to oversee the Justice Services Division, 1.00 FTE Program Supervisor to lead forensic Mental Health Services Act programs, 1.00 FTE Behavioral Health Clinician II/III to lead the Forensic Full Service Partnership (FSP) team, 1.00 FTE Behavioral Health Specialist I/II/III to provide case management for the Forensic FSP team, and 0.50 FTE Staff Psychiatrist and 1.00 FTE Licensed Psychiatric Technician to provide medical supports to forensic Mental Health Services Act programs. Funding for a vehicle in the amount of \$34,000.

Expenses: \$1,251,150	Funding Source(s): \$1,251,150 Mental Health Services Act and Medi-Cal Approved via Board action on March 15, 2022, item #19
---------------------------------	---

Intended Results:
The 3.0 FTE Behavioral Health Specialist I/II/III for the Latino Outreach Program will:

1. Serve 130 clients annually.
2. 100% of case management participants will report increased knowledge and use of local resources to support their mental health, as indicated by self-report retrospective pre and post surveys.
3. Increase staff retention in Latino Outreach Program of 50% above three-year baseline.

The 1.0 permanent FTE Behavioral Health Division Manager, 1.0 FTE Program Supervisor, 1.0 FTE Behavioral Health Clinician I/II/III, 1.0 FTE Behavioral Health Specialist I/II, 0.50 FTE Staff Psychiatrist and 1.0 FTE Licensed Psychiatric Technician for Forensic FSP will:

4. Serve 15-20 clients annually.
5. 100% of partners engaged will access support services such as substance abuse treatment, vocational training, emotional and behavioral support, and benefits eligibility.
6. Reduce days spent homeless by 50% comparing the 12 months prior to program enrollment (data on Performance Assessment Form (PAF)) with the length of time in program.
7. Reduce days spent in incarceration setting by 50%.
8. Reduce psychiatric health facility days by 50%.
9. Reduce emergency room visits by 50%.
10. Client will demonstrate the use of skills for independent living by a minimum increase of 30%.

Actual Results for FY 2021-22:

3.0 FTE Behavioral Health Specialist I/II/III for the Latino Outreach Program

1. Partially achieved. The Latino Outreach Program (LOP) served 92 people during FY 2021-22.
2. Not achieved. The LOP program continues to provide resources to support participants' mental health and monitor outcomes.
3. Partially achieved. Staff retention in LOP continues to monitor outcomes.

The 1.0 permanent FTE Behavioral Health Division Manager, 1.0 FTE Program Supervisor, 1.0 FTE Behavioral Health Clinician I/II/III, 1.0 FTE Behavioral Health Specialist I/II, 0.50 FTE Staff Psychiatrist and 1.0 FTE Licensed Psychiatric Technician for Forensic FSP will:

4. Not achieved: Served 5 clients. Partial year. Program started in last quarter of FY 2021-22
5. Not achieved Program start in last quarter of FY 2021-22.
6. Not achieved Program start in last quarter of FY 2021-22.
7. Not achieved Program start in last quarter of FY 2021-22.
8. Not achieved Program start in last quarter of FY 2021-22.
9. Not achieved Program start in last quarter of FY 2021-22.
10. Not achieved Program start in last quarter of FY 2021-22.

Administrative Office Comments:
The intended results have not yet been achieved; this augmentation will continue to be reported on in the FY 2024-25 budget.

Title: Funds with Bureau of Justice Assistance Veterans Treatment Court Expansion Discretionary Grant Program in the total amount of \$625,000 for a four-year period (October 1, 2021-September 30, 2025) for the enhancement of substance use disorder treatment and recovery support services for Veterans Treatment Court participants. Add a 1.00 FTE Limited Term Behavioral Health Specialist I/II/III to provide substance use disorder treatment and recovery support services for Veterans Treatment Court participants.

Expenses: \$625,000	Funding Source(s): \$625,000 U.S. Department of Justice (DOJ), Office of Justice Programs (OJP), Bureau of Justice Assistance (BJA) Grant Funds
-------------------------------	---

	Approved via Board action on April 5, 2022, item #17
Intended Results:	
<ol style="list-style-type: none"> 1. Thirty (30) additional veterans participating in Veterans Treatment Court annually (120 over grant period). 2. Ten percent (10%) improvement in program compliance and retention. 3. Ten percent (10%) improvement in negative drug testing results. 4. Ten percent (10%) decrease in alcohol and drug use. 5. Ten percent (10%) reduction in recidivism. 	
Actual Results for FY 2021-22:	
<ol style="list-style-type: none"> 1. Not Achieved: In FY 2021-22 there were an additional eleven veterans who participated in the Veterans Treatment Court (VTC). 20 individuals were screened, nine of which did not get admitted, and one who was later removed from the program due to ineligibility and one participant voluntarily left due to disinterest. Therefore, there were nine active participants 2. Achieved: Of the 11 participants, only two left the program due to compliance issues or challenges with maintaining attendance. Retention among active VTC participants exceeded target results. 3. Achieved: No VTC participants tested positive in drug test results. 4. Achieved: All VTC participants have maintained sobriety during their program participation 5. Achieved: There have been no arrests or law enforcement violations among VTC participants. 	
Administrative Office Comments:	
The intended results are partially achieved. This augmentation will continue to be reported on in the FY 2024-25 budget.	

<p>Title: Funds with U.S. Department of Justice, Office of Justice Programs, Office of Juvenile Justice and Delinquency Prevention (OJJDP) enhancing Family Drug Courts grant in the amount of \$800,000 for up to three years (October 21, 2021, through October 1, 2024) to expand parental Substance Use Disorder (SUD) treatment services for participants in the existing Family Treatment Court. Fund Center (FC) 166-Behavioral Health add 1.00 FTE Limited Term Behavioral Health Clinician I/II/III through October 1, 2024, delete 0.75 FTE Limited Term Behavioral Health Clinician I/II/III. Fund Center (FC) 180-Department of Social Services to extend a 1.00 FTE Limited Term Social Worker Aide I/II/III through October 1, 2024.</p>	
Expenses: \$800,000	Funding Source(s): \$730,203 Office of Juvenile Justice and Delinquency Prevention grant – Fund Center 166 – Behavioral Health \$69,797 Office of Juvenile Justice and Delinquency Prevention grant – Fund Center 180 – Social Services
Approved via Board action on April 19, 2022, item #11	
Intended Results:	
<ol style="list-style-type: none"> 1. Enhance a pre-existing drug court with support, treatment, and access to services for substance abusing parents in order to protect children, reunite families, and expedite permanency. 2. (Participant Level): Help County of San Luis Obispo drug court child participants improve the quality of their lives, to reduce the impacts of family addiction, especially opiate use disorders, and to increase overall health and well-being of the children. 3. (Parent and other Caregivers Participant Level): Improve County of San Luis Obispo FTC parent participation in establishing a healthy family functioning environment, improve the quality of the family communications, and to break the cycle of addiction in families. 4. (Program and System Level): Increase the capacity in County of San Luis Obispo for services to families participating in the FTC which will decrease the County's recurrence of child maltreatment. 5. Provide support and critical services to clients with SUD disorders in the County, increasing the probability of positive treatment outcomes and ultimately contribute to the County vision of a safe and healthy community. 	
Actual Results for FY 2021-22:	
<ol style="list-style-type: none"> 1. This result has been met. The new OJJDP grant for FY2021 – 22 was announced to the Family Treatment Court (FTC) Steering Committee on January 4, 2022. The mission for the FTC drug court is "Through judicial accountability and enhanced access comprehensive treatment services, FTC promotes safety, well-being & permanency of children by supporting the recovery of parents with substance use disorders." 2. Because we had budget carryover from the previous grant, the FY2021 OJJDP program has not started yet. Results are recorded under the FY2018 grant. We will continue to report on the new grant as the FY2018 grant concludes. 3. Because we had budget carryover from the previous grant, the FY2021 OJJDP program has not started yet. Results are recorded under the FY2018 grant. We will continue to report on the new grant as the FY2018 grant concludes. 4. The OJJDP grant program will maintain and continue the capacity of the Family Treatment Court for another three years. The current baseline for recurrent of child maltreatment in County of San Luis Obispo (all child welfare cases) is 9% and the Federal baseline for recurrence of child maltreatment is 9%. 5. Positive treatment outcomes have not been measured at this point as the grant has not started. 	
Administrative Office Comments:	
The intended results have not yet been achieved; this augmentation will continue to be reported on in the FY 2024-25 budget.	

Title: Add 1.00 FTE Behavioral Health Program Supervisor to lead Spanish-language services including the Latino Outreach Program, add a 0.75 FTE Behavioral Health Clinician in Prevention and Outreach programs, and delete a 0.50 FTE Behavioral Health Clinician.	
Expenses: \$203,944	Funding Source(s): \$203,944 Mental Health Services Act, Medi-Cal, and Medi-Cal Quality Assurance funds Approved via Board action on April 19, 2022, item #12
Intended Results: The Behavioral Health Program Supervisor to the Behavioral Health Department will: <ol style="list-style-type: none"> 1. Supervise 8.00 FTE Staff. 2. Serve 130 clients annually. 3. Increase staff retention in Latino Outreach Program of 50% above three-year baseline. The Behavioral Health Clinician I/II/III to the Behavioral Health Department will: <ol style="list-style-type: none"> 4. Serve 20-25 additional clients annually. 5. Two staff will receive Clinical Supervision annually. 6. 90% of clients engaged will demonstrate reductions in substance use. 7. Clients will demonstrate an increase in the use of skills for academic success/independent living by a minimum of 30%. 	
Actual Results for FY 2021-22: The Behavioral Health Program Supervisor to the Behavioral Health Department was hired/reassigned in October, 2022: <ol style="list-style-type: none"> 1. Incomplete; current staff supervised within Youth Services, but measure to begin 22-23. 2. Complete: Program annually serves approximately 130 clients annually (133 in 21-22). 3. Incomplete: Increase staff retention in Latino Outreach Program of 50% above three-year baseline, with measure to begin 22-23. The Behavioral Health Clinician I/II/III to the Behavioral Health Department was reassigned in late June, 2022.: <ol style="list-style-type: none"> 4. Partially completed: Served an additional 5 clients prior to end of FY. 5. Completed: Two staff began receiving Clinical Supervision annually. 6. Partially completed: Measure in 22-23 to determine 90% of clients engaged will demonstrate reductions in substance use. 7. Partially completed: Measure in 22-23 to determine Clients will demonstrate an increase in the use of skills for academic success/independent living by a minimum of 30%. 	
Administrative Office Comments: The intended results are partially achieved. This augmentation will continue to be reported on in the FY 2024-25 budget.	

FUND CENTER 110 – CLERK RECORDER

<p>Title: Add 1.00 FTE Administrative Assistant I/II/III position and delete 0.50 FTE Administrative Assistant III to support the elections division.</p>	
<p>Expenses: \$42,854</p>	<p>Funding Source(s): \$42,854 General Fund</p>
<p>Approved via Board action on August 10, 2021, item #19</p>	
<p>Intended Results:</p> <ol style="list-style-type: none"> 1. Allow the department to develop the expertise required to recruit and train precinct staff, assign volunteers to polling locations, ensure all polling locations are appropriately staffed with trained precinct workers, and complete the poll worker payroll in a timely fashion after election day; 2. Complete the mapping of precincts after supervisorial redistricting maps are approved in the current fiscal year, which will assist the department in completing its work before the nominations of the next Primary Election; and 3. Maintain compliance with all the accessibility requirements. 	
<p>Actual Results for FY 2021-22:</p> <ol style="list-style-type: none"> 1. Partially achieved. The hiring for this position was delayed until late February 2022 due to the conduct of the September 2021 Special California Gubernatorial Recall Election. The department is currently beginning to reorganize the elections division in order to achieve process specialization for each member of the team. 2. Achieved. The 2021 redistricting and associated mapping updates were completed within mandated deadlines with the help of the entire elections team. 3. Achieved. Staff have attended the accessibility training conducted by the California Secretary of State Office and accessibility surveys were conducted for the 2022 polling locations. 	
<p>Administrative Office Comments: The intended results have been partially achieved; this augmentation will continue to be reported on in the FY 2024-25 budget.</p>	

FUND CENTER 266 – Countywide Automation Replacement

Title: Funds in the amount of \$85,000 for project planning and oversight to update audio-visual technology used to conduct meetings in the Board Chambers.	
Expenses: \$85,000	Funding Source(s): \$85,000 Countywide Automation Fund Replacement Designation Approved via Board action on April 5, 2022, item #21
Intended Results: 1. Identify the technical capabilities needed to reliably conduct public meetings in the County Board Chambers and identify an implementation partner through a competitive RFP process to inform the second phase of the project, which will result in the implementation of new technology in the Board Chambers that meets state and local compliance requirements and provides the technical tools to conduct reliable and effective public meetings.	
Actual Results for FY 2021-22: 1. Partially achieved. Consulting resources have been retained and are helping the County identify business and technical needs.	
Administrative Office Comments: The intended results have been partially achieved; this augmentation will continue to be reported on in the FY 2024-25 budget.	

FUND CENTER 132 – DISTRICT ATTORNEY

Title: Funding to purchase a Cellebrite Premium Unlimited software license agreement for the Cyber Forensic Lab.	
Expenses: \$108,591	Funding Source(s): \$108,591 General Fund Approved via Board action on 10/19/2021, item #13
Intended Results:	
<ol style="list-style-type: none"> 1. The purchase of Cellebrite Premium Unlimited will enable the District Attorney’s Cyber Forensic Lab to keep pace with evolving access security technologies, creating the best odds for accessing locked electronic devices for the purpose of extracting and analyzing digital forensic evidence to be used in court. 2. It will make our community safer by greatly enhancing our ability to gather vital evidence to solve crimes and to exonerate potential suspects. 	
Actual Results for FY 2021-22:	
<ol style="list-style-type: none"> 1. Cellebrite has been a necessary asset for the District Attorney’s Cyber Forensics Lab. This software has resulted in 68% increase in access to Android and IOS (Apple) devices. Devices which were previously impervious to extractions are now accessible. This has greatly enhanced the efficiency and effectiveness of county wide criminal investigations. Investigators are now able to uncover crimes that previously would have gone undetected, or unsolved. 2. Nearly all crimes leave a digital forensic footprint, forcing Investigators to wade through countless amounts of digital analysis. Cellebrite Premium has allowed Investigators to streamline their forensic searches, quickly exonerating those not involved, and holding those responsible accountable for their crimes. 	
Administrative Office Comments:	
The intended results have been achieved.	

FUND CENTER 114 – Information Technology

Title: Delete 1.00 FTE Departmental Automation Specialist I/II/III, 1.00 FTE Limited Term Network Engineer I/II/III (previously ending 02/25/2025), and 2.00 FTE Software Engineer I/II/III; and add 1.00 FTE Information Technology Specialist I/II, 1.00 FTE Network Engineer I/II/III, 1.00 FTE Senior Software Engineer, and 1.00 FTE Systems Administrator I/II/III to better align existing job specifications with work assignments and market conditions.	
Expenses: (\$33,108) savings	Funding Source(s): (\$33,108) General Fund, Countywide Automation Fund, Fees Approved via Board action on December 7, 2021, item #25
Intended Results: <ol style="list-style-type: none"> Deleting 1.00 FTE Department Automation Specialist and adding 1.00 FTE Information Technology Specialist will further the County's plan to retire outdated job specifications and compete for talent using job specification recognized by the competitive IT industry. Deleting 1.00 FTE Limited Term Network Engineer and adding 1.00 FTE Network Engineer will provide the necessary long-term resource level to reduce the time to complete maintenance and required upgrades to the public safety radio system, thereby improving system uptime and availability to public safety customers. Deleting 1.00 FTE Software Engineer and adding 1.00 FTE Senior Software Engineer will allow the Information Technology Department to allocate a key leadership position to a specialized engineering team with the goal of optimizing team output, providing appropriate support, mentoring for team members, and ensuring on-going alignment with key stakeholders across the County. Deleting 1.00 FTE Software Engineer and adding 1.00 FTE Systems Administrator will provide specialized system support to the enterprise GIS technical environment, while right sizing the SAP software development team. This change will allow the GIS team to be more responsive to departmental requests, as well as reduce the risk of unplanned outages and shorten the duration of required upgrades. The right-sized SAP developer team will continue to be able to meet the requirements of the County as presented to them through the SAP governance process. Realign IT resources to better achieve existing strategic and operational goals. 	
Actual Results for FY 2021-22: <ol style="list-style-type: none"> Achieved. One Department Automation Specialist position was eliminated, and one Information Technology Specialist position was created in its place. Achieved. The new public safety radio communications system will have enduring, long-term support and dedicated staff resources committed to timely resolution of problems and necessary system upgrades into the future. Partially Achieved. Adding a 1.0 FTE Senior Software Engineer has provided needed leadership for the team and increased mentoring and training of new members. Additionally, this has provided departments with a liaison to navigate technical issues. Achieved. GIS issues requiring specialized system administrator attention are more quickly addressed and proactive preventative planning and maintenance are routinely performed. Partially Achieved. ITD continues to strive to implement its strategic plan and align goals with departmental needs. A new three year strategic plan will be developed in CY 2023 and these personnel changes will help aid in its development and implementation. 	
Administrative Office Comments: The intended results have been partially achieved; this augmentation will continue to be reported on in the FY 2024-25 budget.	

Title: Add 1.00 FTE Systems Administrator I/II/III position as an Information Security Analyst to respond to an increased volume and sophistication of threats, address vulnerabilities, and enhance incident response capabilities.	
Expenses: \$181,880	Funding Source(s): \$181,880 General Fund (Fees with non-General Fund sources offsetting a portion of cost in the future) Approved via Board action on December 14, 2021, item #9
Intended Results: <ol style="list-style-type: none"> Ensure 100% of systems identified as running an unsupported operating system have had appropriate compensating controls applied, risk has been documented, and risk has been formally accepted by the owning Department Head within 12 months of filling the position. Ensure 100% of privileged accounts in the County are using multifactor or smartcard-based authentication or have had risk documented and formally accepted by within 6 months of filling the position. Ensure 100% of systems capable of running the County's standard Endpoint Detection and Response platform are doing so unless risk has been documented and formally accepted within 6 months of filling the position. 	
Actual Results for FY 2021-22: <ol style="list-style-type: none"> Partially Achieved. Since the Information Security Analyst position was filled on 7/25/2022, ITD has focused its efforts on reducing the number of unsupported operating systems present on the County network. By July 2023, any remaining device will have appropriate compensating controls applied, risk documented, and risk formally accepted by the owning Department Head. Achieved. The Information Security Analyst position was filled on 7/25/2022. As of December 2022, 100% of privileged accounts are using multifactor authentication for Cloud workloads. The intended result was achieved and risk to County IT operations were reduced. 	

<p>3. Partially Achieved. The Information Security Analyst position was filled on 7/25/2022. As of December 2022, 95.6% of systems capable of running the County's standard Endpoint Detection and Response platform are doing so. This percentage continues to grow, and new devices are automatically configured to use the standard Endpoint Detection and Response platform.</p>
<p>Administrative Office Comments: The intended results have been partially achieved; this augmentation will continue to be reported on in the FY 2024-25 budget.</p>

Title: Add 3.00 FTE Deputy Director - Information Technology positions and delete 3.00 FTE Information Technology Manager positions to enhance support for the County's needs.

<p>Expenses: \$84,477</p>	<p>Funding Source(s): \$84,477 General Fund</p>
<p>Approved via Board action on July 20, 2021, item #10</p>	

Intended Results:

1. Add necessary capacity to research and develop strategies;
2. Improve operations and speed of delivery; and
3. Approve required technical changes, and better secure critical assets.

Actual Results for FY 2021-22:

1. Achieved - Replacing three Managers positions with three Deputy positions enabled the department to shift its operational focus to longer term strategic thinking including:
 - Creating a 10-year information technology investment portfolio
 - Maximizing the investment in the Microsoft suite of products
 - Empowering end users to build their own dashboards and reports by utilizing business intelligence products
 - Revamping information technology project governance
 - Leading discussions and workshops resulting in recommendations on how to properly staff technology resources in the Sheriff's Office, Health Agency, and Planning and Building Departments – all three departments ended up hiring qualified IT managers to drive their IT initiatives.
2. Achieved – In their new positions, every Deputy (Infrastructure, Applications, and Project Management Office) was able to improve operations and speed of delivery. Illustrating progress:
 - Building a 10-year investment roadmap taking into consideration technologies no longer supported, thirst for new functionality
 - Facilitating remote access to County resources and reducing the number of vendors and tools needed for security purposes by leveraging the investment in the Microsoft suite of products
 - Building a successful, repeatable script/footprint to prepare the County to effectively support election efforts in all their forms
 - Streamlining IT governance by revisiting project ranking schema and reducing the need for administrative guidance to two factors: funding and staffing conflicts
 - Pursuing American Rescue Plan Act (ARPA), Coronavirus Aid, Relief, and Economic Security Act (CARES), and Community funding to retrofit and/or build new microwave towers, creating a new radio safety channel, and investing heavily in remote computing
3. Achieved
 - Building the 10-year investment roadmap prompted timely discussions about replacement cycles as technologies, applications, and platforms were no longer supported, or as departments' appetite for technology surged – early detection meant better planning and a reduction in risk both in reputation and financially
 - Leveraging the investment in the Microsoft suite of products resulted in a streamlined and safe teleworking experience and the replacement of multiple layers of security related software
 - Implementing a successful, repeatable template to prepare the County to effectively secure election efforts

Administrative Office Comments:
The intended results have been achieved.

FUND CENTER 377 - LIBRARY

Title: Delete 0.50 FTE Senior Library Associate and add 1.00 FTE Library Associate.	
Expenses: \$38,640	Funding Source(s): \$38,640 Library Funds Approved via Board action on 7/13/2021, item #23
Intended Results: 1. Deleting the Senior Library Associate position at the Nipomo Library and replacing it with a full-time Library Associate brings the Nipomo Library in-line with the other community-sized library staffing model and provides a more efficient, centralized, and interconnected library system.	
Actual Results for FY 2021-22: 1. Achieved. The replacement of a 0.50 FTE Senior Library Associate with a 1.0 FTE Library Associate brought the Nipomo Library in line with other community-sized library staffing models and provided a more efficient, centralized, and interconnected library system.	
Administrative Office Comments: The intended results have been achieved.	

Title: Funds in the amount of \$125,000 from the Library's Facilities Designation to fund the Library's Homeless Outreach Program for FY 2021-22.	
Expenses: \$125,000	Funding Source(s): \$125,000 Library's Facilities Reserve Approved via Board action on 7/13/2021, item #21
Intended Results: 1. Increase outreach services to the Library's homeless adult population who may have mental health issues. 2. Expanding mental health services throughout the community will contribute to a more healthy and livable community.	
Actual Results for FY 2021-22: 1. Achieved. Adult populations experiencing homelessness have been successfully referred to services that would have been otherwise missed without having a resident social and case worker. 2. Achieved. The expansion of mental health services through training, referrals, and intervention has resulted in a more healthy and livable community.	
Administrative Office Comments: The intended results have been achieved.	

FUND CENTER 142 – PLANNING AND BUILDING

<p>Title: Add 2.00 FTE Deputy Director – Planning and Building, 1.00 FTE Administrative Services Manager, 2.00 FTE Program Manager I/II, 1.0 FTE Program Manager I/II - Limited Term, 2.00 FTE Land Use Technician, 1.0 FTE Building Plans Examiner I/II/III, 1.00 FTE Supervising Administrative Clerk II, 1.00 FTE IT Specialist I/II, 1.00 FTE Secretary II and delete 1.00 FTE Assistant Director – Planning, 1.00 FTE Division Manager – Planning, 1.00 FTE Senior Planner, 4.50 FTE Planner I/II/III, and 1.00 FTE Administrative Assistant III to manage the departmental administration and operations more effectively</p>	
<p>Expenses: \$494,012</p>	<p>Funding Source(s): \$494,012 3C-Ren Grant; Hud Grants; General Building and Land Use Fees; (producing a net \$98,325 General Fund savings) . Approved via Board action on 8/10/2021, item #29</p>
<p>Intended Results: The reorganization will make it possible for the department to manage departmental administration and operations more effectively. A more organized and efficient department will be better prepared to serve our customers and the community. The following results are intended to be achieved:</p> <ol style="list-style-type: none"> 1. Executive Leadership will focus specifically on Building and Land Use programs 2. Housing Grant Management will be accomplished more effectively 3. Planning Permit Center operations through additional flexibility will be more effective in serving the public 4. Building Division will provide capacity for increased customer appointments and electronic submittals 5. Tri-County Regional Energy Network will provide additional programming offerings to the public 6. Department as a whole will be provided additional internal support services via administrative and IT support 	
<p>Actual Results for FY 2021-22:</p> <ol style="list-style-type: none"> 1. Achieved. Two Deputy Directors were successfully hired in FY 2021-22 and have been providing Executive oversight and support for Building and Land Use Programs. 2. Achieved. This reorganization allowed the Department to hire, onboard, and train staff with the right experience and skillset to manage the County’s housing and homelessness grants more effectively. The County’s CARES Act ESG program was monitored by HUD on October 28, 2022, with zero findings. 3. Achieved. The Planning Permit Center increased counter hours by now being open 40 hours a week for appointments. In addition, the Permit Center is available for walk-ins 4 hours each day on Monday and Friday. 4. Achieved. The department hired 1.0 FTE Land Use Technician and 1.0 FTE Plans Examiner. The Land Use Tech position helped improve customer service with electronic permit submittals and walk-in services for the department. The Plans Examiner is available to guide customers through the electronic permit resubmittal process. 5. Achieved. This Program Manager position was filled on January 24, 2022 and has been providing additional staff resources to 3C-REN and its programs administered to the public. 6. Achieved. With the additional administrative and IT support, customer service is now better focused on subject area for specific land use and building needs by questions being directed to the appropriate staff more quickly. 	
<p>Administrative Office Comments: The intended results have been achieved.</p>	

<p>Title: Add 1.00 FTE Program Manager I/II and delete 1.00 FTE Planner I/II/III to support the Housing Section.</p>	
<p>Expenses: \$15,445</p>	<p>Funding Source(s): \$15,445 (CARES Act, ARPA and PLHA) . Approved via Board action on 12/7/2021, item #35</p>
<p>Intended Results:</p> <ol style="list-style-type: none"> 1. Recruit and hire a Program Manager I/II in the Housing Section 2. Increase the availability of affordable rental housing units for low- and extremely low-income households 3. Make improvements to public facilities in low-income neighborhoods 4. Reduce and prevent homelessness 	
<p>Actual Results for FY 2021-22:</p> <ol style="list-style-type: none"> 1. Achieved. The Department recruited and hired a Program Manager I/II in the Housing Section. 2. Achieved. The Department successfully administered CARES Act, ARPA, and PLHA funding to non-profits to construct 165 affordable rental housing units for low and extremely low-income households. 3. Achieved. The Department successfully administered \$1,400,490 in CARES Act, ARPA, and PLHA funding to non-profits to make improvements to public facilities in low-income neighborhoods. 4. Achieved. The Department successfully administered \$19,495,120 in CARES Act, ARPA, and PLHA funding to non-profits for services to reduce and prevent homelessness. The County’s CARES Act ESG program was monitored by HUD on October 28, 2022, with zero findings. 	
<p>Administrative Office Comments: The intended results have been achieved.</p>	

Title: Add 1.00 FTE Department IT Manager, 1.00 FTE IT Supervisor, 3.00 FTE Business Systems Analyst I-III, 2.00 FTE Software Engineer I-III and delete 1.00 FTE Supervising Planner, 1.00 FTE Department Automation Specialist II, 1.00 FTE Administrative Services Manager, 1.00 FTE Planner II, 1.00 FTE Supervising Admin Clerk II to to manage EnerGov, the County's permit tracking software system.	
Expenses: \$570,206	Funding Source(s): \$570,206 Department User Fees) . Approved via Board action on 12/14/2021, item #24
Intended Results: <ol style="list-style-type: none"> 1. EnerGov will have correct and accurate data by December 2023 2. EnerGov will be updated on an ongoing basis in accordance with system needs 3. An increase in the end user experience 4. A reduction in complaints because of access to self-service options for the public 	
Actual Results for FY 2021-22: <ol style="list-style-type: none"> 1. Partially Achieved. The EnerGov team re-configured the software to remove customization and allow future data entry to be accurate to allow for data cleanup to take place. 2. Achieved. EnerGov is now supportable by the software vendor, Tyler Technologies. 3. Achieved. EnerGov is faster and provides customers with permit types that match the projects that are applied for. 4. Achieved. We have seen a reduction in complaints with more information available to the public about the status of their permits. Scheduling software and other enhancements have been put in place to improve public access to data. 	
Administrative Office Comments: The intended results have been partially achieved; this augmentation will continue to be reported on in the FY 2024-25 budget.	

Title: Add a 1.00 FTE Planner I/II/III, and a 0.50 FTE Planner I/II/III for processing General Plan Amendments	
Expenses: \$234,780	Funding Source(s): \$234,780 General Plan Amendment Revenue via real time billing . Approved via Board action on 4/19/2022, item #18
Intended Results: <ol style="list-style-type: none"> 1. Increased revenue to offset the costs 2. Improved productivity 3. More timely processing of the existing and future projected caseload of applicant-submitted General Plan Amendments 4. More efficient business processes and systems 5. Reduced staffing issues 6. An increase in morale through a more even disbursement of workload and by creating promotional opportunities. 	
Actual Results for FY 2021-22: <ol style="list-style-type: none"> 1. Achieved. Department staff time spent processing applicant-submitted General Plan Amendments was reimbursed by \$134,269 for real-time billing in FY 2021-22. 2. Achieved. The Department successfully hired 1.50 FTE Long Range planners. With increased staff levels, senior department staff and management have been able to spend more time on training new staff and developing resources to increase productivity. 3. Achieved. The hiring of additional Long Range Planners enabled the Department to absorb increased workload levels while maintaining the same application processing times, service levels, and average caseloads in the Long Range Planning Division. 4. Achieved. The hiring of additional Long Range planners increased the Department's capacity to focus on creating efficient business processes and systems. 5. Achieved. Increased staffing capacity and corresponding improvements in efficiency and productivity have reduced staffing issues. 6. Achieved. The hiring of additional Long Range planners enabled the Department to absorb increased caseload activity while maintaining existing application processing times, service levels, and average caseload distribution in the Long Range Planning Division. This has had the effect of increasing morale and creating promotional opportunities. 	
Administrative Office Comments: The intended results have been achieved.	

FUND CENTER 139 – PROBATION

Title: Add 1.00 FTE Deputy Probation Officer III position and delete 1.00 FTE Limited Term Deputy Probation Officer I/II position to support the County’s effort to reduce homelessness and the incarceration of individuals with mental illness.	
Expenses: \$42,623	Funding Source(s): \$ 42,623 Community Corrections Performance Incentive Funds SB 678 Approved via Board action on August 10, 2021, item #32
Intended Results: <ol style="list-style-type: none"> 1. Increase the rate of referrals of adults with serious mental illness or co-occurring disorders to community-based services prior to arrest and booking by 20%; 2. Reduce the number of bookings of justice-involved persons who screen positive on the Brief Jail Mental Health Screen at booking by 2%; and 3. Increase outreach with individuals frequently or routinely encountered by law enforcement by 50% prior to the next law enforcement encounter, to offer services and support. 	
Actual Results for FY 2021-22: <ol style="list-style-type: none"> 1. Achieved. The Senior Deputy Probation Officer assisted the Sheriff’s Community Action team in increasing the Referrals by 41% to the serious mentally ill or co-occurring disorders. 2. Achieved. The County Jail reported that the justice-involved persons who screen positive on the Brief Jail Mental Health Screen bookings went down by 8%. 3. Achieved. The Senior Deputy Probation Officer increased outreach with individuals frequently or routinely encountered by law enforcement by 84%. 	
Administrative Office Comments: The intended results have been achieved.	

Title: Add funding and 2.00 FTE Deputy Probation Officer I/II position to implement the Pretrial Services Program.	
Expenses: \$522,554	Funding Source(s): \$522,554 Senate Bill 129 Pretrial Services Funding Approved via Board action on April 5, 2022, item #22
Intended Results: <ol style="list-style-type: none"> 1. Complete a pretrial risk assessment for 90% of defendants referred to the Pretrial Services Program. 2. At least 60% of defendants monitored by the Probation Department through the Pretrial Services Program will not have a bench warrant issued for failure to appear at mandatory court appearances related to their pretrial case. 	
Actual Results for FY 2021-22: <ol style="list-style-type: none"> 1. Achieved. Out of the cases the Court granted for Pretrial Services, the Probation Department completed pretrial risk assessments on 90.25% of the cases. 2. Achieved. Of the defendants that were provided Pretrial Services, 74.4%, did not have a bench warrant issued for failure to appear at mandatory court appearances. 	
Administrative Office Comments: The intended results have been achieved.	

FUND CENTER 160 – PUBLIC HEALTH

Title: Delete Fund Center 114-Information Technology Department 1.00 FTE Information Technology Supervisor and Add Fund Center 160-Public Health 1.00 FTE Department Information Technology Manager to provide supervisory and programmatic support in the Health Agency Information Technology Division.	
Expenses: \$223,631	Funding Source(s): \$223,631 General Fund, Fund Center 160 – Public Health (\$205,028) General Fund, Fund Center 114 – Information Technology Approved via Board action on July 20, 2021, item #8
Intended Results: <ol style="list-style-type: none"> 1. Ensure consistency and create efficiencies in the Health Agency’s Information Technology Division. 2. Conduct general management of the Health Agency Information Technology Department. 3. Ensure responsibility for network security and Health Insurance Portability and Accountability Act (HIPAA) security. 4. Manage user and systems requirements and analysis, applications development and maintenance, computer systems operations and support, network design and maintenance, database administration, desktop support and policy development. 5. Perform long and short-range planning for the Health Agency Information Technology Department. 6. Coordinate problem solving, conflict resolution, severity escalations, task priority and outcome and result measurement. 7. Meet and consult with customers and vendors regarding service delivery needs. 8. Prepare and administer the division budget. 	
Actual Results for FY 2021-22: <ol style="list-style-type: none"> 1. Consistencies and efficiencies have been achieved and are recognized by general customer satisfaction surveys. 2. Health Agency Information Technology Dept is functioning with strong general management. Achieved. 3. The Information Technology Manager has ensured network security and HIPAA security. Achieved. 4. Both positions are actively managing user and systems requirements and analysis, applications development and maintenance, computer systems operations and support, network design and maintenance, database administration, desktop support and policy development. Achieved. 5. Both long and short-range plans have been developed for the Health Agency Information Technology Department. Achieved. 6. Systems have been developed to coordinate incoming issues to problem solve and resolve, escalate if required, prioritize and measure the outcome once resolved. Customer satisfaction was recently measured at 100%. 7. Internal and external customers and vendors have been consulted regarding service delivery needs. Service delivery is greatly improved. Achieved. 8. Health Agency Information Technology divisions budget has been prepared and administered. The division’s expenditures are kept within budget. Achieved. 	
Administrative Office Comments: The intended results have been achieved.	

Title: Add Fund Center 160-Public Health 1.00 FTE Administrative Services Officer I/II and 1.00 FTE Limited Term Administrative Services Officer I/II through November 17, 2022 and delete 1.00 FTE Limited Term Administrative Services Officer I/II and 1.00 FTE Limited Term Accountant I/II. Add Fund Center 166-Behavioral Health 1.00 FTE limited term Administrative Services Officer I/II and delete 1.00 FTE Administrative Services Officer I/II to help the Health Agency align positions with the appropriate supervisor and assure that costs are aligned with proper funding sources.	
Expenses: \$17,973	Funding Source(s): \$ 17,973 State ELC grant net increased cost to FC 160 - Public Health Approved via Board action on August 24, 2021, item #17
Intended Results: These changes will help the Health Agency by aligning positions with the appropriate supervisor and assure that costs are aligned with proper funding sources.	
Actual Results for FY 2021-22: Positions are now aligned with appropriate supervisor and funding sources to ensure accurate reporting.	
Administrative Office Comments: The intended results have been achieved.	

Title: Add 1.00 FTE Environmental Health Specialist I/II/III to provide services for the Environmental Health Services Division.	
Expenses: \$153,255	Funding Source(s): \$ 153,255 General Fund in FY 2021-22, Fees FY 22-23 and ongoing Approved via Board action on August 24, 2021, item #19
Intended Results: <ol style="list-style-type: none"> 1. Perform timely permitting functions and inspections with the objectives of preventing exposure to toxic substances, disease causing agents, and unsanitary conditions. 2. Planning department project referrals will be responded to within 30 days. 3. Well construction inspections and permit applications will be reviewed in accordance with division procedures. 	
Actual Results for FY 2021-22: The Environmental Health Services Division filled this position and training of the incumbent is ongoing in the Well and Land Use programs that coordinate with the Planning and Building Department. The position is also assisting with inspections in the Consumer Protection Division where needed. Achieved	
Administrative Office Comments: The intended results have been achieved.	

Title: Add 1.00 FTE Limited Term Health Education Specialist I/II through May 31, 2023; 1.00 FTE Limited Term Administrative Services Officers I/II through May 31, 2023; 3.00 FTE Limited Term Administrative Assistants I/II/III through June 30, 2023; and 1.00 FTE Limited Term Accountant I/II/III through June 30, 2024 to address COVID-19 and communicable disease efforts and/or reporting requirements.	
Expenses: \$881,413	Funding Source(s): \$881,413 CDC Health Disparities grant funds, Public Health Workforce Development grant funds, COVID grants indirect reimbursement Approved via Board action on December 7, 2021, item #22
Intended Results: <p>The Limited Term Health Education Specialist I to the Public Health Department will:</p> <ol style="list-style-type: none"> 1. Support the Equity Team to build infrastructure: gather data, conduct the organizational equity assessment, monitor health disparities, prioritize equity activities, develop the equity agenda. 2. Lead equity initiatives. 3. Coordinate with community partners: share consistent and relevant COVID-19 prevention and vaccination information, understand needs and propose solutions. 4. Engage organizations that have emerging equity positions to create a learning community to share best practices around equity. 5. Act as the liaison between Cal Poly and Cuesta for students' equity project implementation. <p>The Limited Term Administrative Services Officer I/II position to the Public Health Department will:</p> <ol style="list-style-type: none"> 6. Coordinate with incident Logistics and Operations personnel regarding management of necessary resources for COVID-19 response and recovery. 7. Work with accreditation coordinator and leadership to align Community Health Assessment (CHA), Community Health Improvement Plan (CHIP) and American Rescue Plan Act (ARPA) with the Statewide Health Equity Plan framework. 8. Develop a funding mechanism to support equity initiatives and improve cross sector coordination. 9. Partner with internal and external stakeholders to drive organizational assessments and use findings to develop equity goals. 10. Participate in interdepartmental and community coalitions to present effective equitable concepts. <p>The three Limited Term Administrative Assistant I/II/III positions to the Public Health Department will:</p> <ol style="list-style-type: none"> 11. Provide community members access to accurate and language appropriate COVID-19 information on prevention, testing, vaccines and other resources through phone assistance. 12. Collect, process and report on information from the public. 13. Support the development of easy-to-understand educational materials. 14. Support activities that are directly aligned with COVID-19 prevention, preparedness, response and recovery outreach initiatives at community locations. <p>The Limited Term Accountant I/II position to the Public Health Department will:</p> <ol style="list-style-type: none"> 15. Perform professional accounting and budgetary work involved in establishing, analyzing, monitoring and maintaining financial records and reports in support of Public Health programs. 16. Under direction, monitor the budgets at the level needed by the department; monitors, evaluate and reconcile accounts related to assigned funds and budgets. 17. Calculate, post and adjust journal entries; update accounts to reflect revenue and expenditures; audits accounts for errors and makes appropriate adjustments; reconciles various fiscal statements to assure accurate fund accounting; may utilize both manual and computerized recordkeeping systems. 	

<p>Actual Results for FY 2021-22:</p> <p><u>Limited Term Health Education Specialist I to the Public Health Department</u></p> <ol style="list-style-type: none"> 1. Conducted a literature review of equity survey tools, designed the equity survey and administered it to Public Health Department staff with a 92% response rate. 2. The COVID-19 Street Teams initiative was a 5-month long project where the HES recruited multilingual volunteers, trained volunteers on effective vaccine messaging, used data visualization platforms to identify neighborhoods with lowest vaccination rates and highest likelihood of poor health outcomes and coordinated a culturally and linguistically appropriate door-knocking campaign. More than 8,000 homes were contacted to notify individuals of COVID-19 vaccines available nearby. 3. In conjunction with the COVID-19 Street Teams initiative, the HES worked with Community Based Organizations (CBOs) and Medical Reserve Corp (MRC) volunteers to keep them up to date on the latest COVID-19 information. 4. Established the Regional Equity Roundtable with more than 35 organizations and individuals in attendance. The group has met 3 times and communicates updates and emerging best practices via email between meetings. 5. Four Cal Poly students interned to conduct an outreach campaign to the Vietnamese community, nail salon workers, in particular. Their project results were highlighted at the State level. Two Cuesta students interned to support communities disproportionately affected by COVID-19 by volunteering at mobile vaccine clinics, door-knocking and providing COVID-19 information in Spanish. Finally, the HES co-authored a case study of the COVID-19 Street Teams initiative which has been recommended for publication. The HES presented this work at the American Public Health Association in November 2022. <p><u>Limited Term Administrative Services Officer I/II position</u></p> <ol style="list-style-type: none"> 6. Resource management duties were assigned to a different LT ASO position 7. Coordinated with leadership to align CHA, CHIP and ARPA Funding with the Health Equity Plan framework. Provided equity criteria language for ARPA Request for Applications. Made recommendations about relevant community-based organizations to participate in the CHA focus groups and stakeholder interviews. 8. Researched funding opportunities to support equity initiatives. Connected community organization to regional funding opportunity to increase capacity and coordination in addressing health disparities. 9. Facilitates Public Health Department Health Equity Committee and Regional Equity Roundtable to drive organizational assessments and develop equity goals. 10. Participates in community coalitions, including the Healthy Communities Work Group, the Farm Worker Outreach Task Force, the Homeless Services Oversight Council, and shares health equity best practices and concepts. <p><u>Three Limited Term Administrative Assistant I/II/III positions</u></p> <ol style="list-style-type: none"> 11. Admin Assistant provided community members COVID-19 information in 3 languages: English, Spanish and Mixteco through door to door canvassing, community education sessions and meetings with community partners that serve Spanish and Mixteco speaking individuals. 12. Admin Assistant recorded key themes, common questions and myths during canvassing events, community educational sessions and meetings with community partners. 13. Admin Assistant worked with PIO team and community partners to develop educational materials that were culturally and linguistically appropriate for audience. 14. Admin Assistant provided language and administrative support during canvassing events and mobile vaccine clinics. AA participated in COVID educational events at schools, community centers, low-income housing, libraries, partner organization service sites and community celebrations. <p><u>The Limited Term Accountant I/II position</u></p> <p>15 - 17: This position was filled in January 2022. Initially, the Accountant spent some time becoming oriented with the Public Health Department and doing special one-time projects for the Health Agency as a whole. Since then, the Accountant participates in all the activities listed in #16-18 above. This position was converted to a permanent position supported by ongoing Future of Public Health grant funding in September 2022 and will continue to do work as described above.</p> <p>Administrative Office Comments: The intended results have been achieved.</p>	
---	--

<p>Title: Add 1.00 FTE Public Information Specialist I/II/III for the Health Agency's Communication Coordinator, add 1.00 FTE Health Information Technician I/II for the Vital Records Program, and add 1.00 FTE Division Manager - Public Health Nursing Services to yield a more pro-active, effective, and coherent Public Health Department. Delete 1.00 FTE Administrative Services Officer I/II and delete 1.00 FTE Administrative Assistant Aide/I/II/III.</p>	
<p>Expenses: \$268,803</p>	<p>Funding Source(s): \$268,803 California Department of Public Health Immunization Local Assistance Grant (IZ LAG), Vital Records trust funds, Public Health American Recovery Plan Act (ARPA)</p> <p>Approved via Board action on December 7, 2021, item #23</p>

Intended Results:

The Public Information Specialist I/II/III position to the Public Health Department will:

1. Advise executive team and managers in the formulation, development, implementation, and evaluation of communication programs and media engagement activities.
2. Develop policies and procedures for Health Agency/Public Health Department related to public and media relations, communications, and publications.
3. Study departmental mandates, objectives, and policies in order to promote the department's services, missions, and goals.
4. Respond to a wide variety of questions from the public regarding technical topics or general inquiries on behalf of an assigned department.
5. Develop and conduct community outreach campaigns.

The Health Information Technician I/II/III position to the Public Health Department will:

6. Coordinate work assignments of other staff for backup relief.
7. Compose letters, memoranda, statistical reports, audits; completes required State forms and documents.
8. Identify, resolve and correct errors in records; notifies appropriate staff members of discrepancies.
9. Respond to questions or concerns about the coding of records from authorized County staff and outside agencies.
10. Verify and process requests for access to records; processes subpoenas.
11. Maintain and update the electronic birth and death records system.
12. Create and review audit reports; assist in compiling statistical data.
13. Assist in collecting and reviewing reports submitted to the Office of Statewide Health Planning Department (OSHPD).
14. Maintain a working knowledge of current Federal/State regulations and guidelines through continuing education and professional journals.

The Nursing Division Manager position to the Public Health Department will:

15. Plan, organize and directs the operations, activities and nursing services of the Maternal and Child Health division.
16. Coordinate and direct personnel, resources and communications to meet identified County and public health nursing needs.
17. Collaborate with other administrators, departments, personnel and outside agencies in the development and implementation of division programs, services, projects, strategies, policies, procedures, goals and objectives.
18. Supervise and evaluate the performance of assigned personnel.
19. Direct organizational compliance audits; assures proper and timely resolution of issues and problems related to assigned activities.
20. Serve on various committees, commissions and task forces as required; prepares and delivers oral presentations concerning assigned functions as directed.
21. Monitor and evaluate assigned services for progress, financial effectiveness, operational efficiency and capacity to meet needs of community health program

Actual Results for FY 2021-22:**Public Information Specialist I/II/III**

#1 - #5

The PIS assumed this new position in December 2021 and has achieved all the intended results. The incumbent works daily with the executive team and managers to ensure timely messages are shared with the community on a myriad of topics such as COVID, MPX (formerly known as monkeypox), Ebola, Avian influenza and other communicable diseases, tobacco control, infant formula shortages, traffic safety, polyfluoroalkyl substances (PFAS), sewage spills and other environmental hazards and many more. All news releases are reviewed by upper management per policy and procedure. The incumbent oversees a phone assistance center (known as the PAC) which handles 50-100 public inquiries on a daily basis related to all manner of public health topics. Community outreach campaigns take the form of media, PSAs, hosted community meetings, strategic outreach with targeted communities, and tailored community messaging.

Health Information Technician I/II/III

#6 - #14

The HIT attends to the full list of work assignments as delineated in the BAR; i.e., handles all aspects of the Vital Records (VR) Program plus provides backup relief for the Morbidity and Mortality Clerk. In the VR program, the incumbent composes letters, reports, forms etc. as indicated; makes corrections as necessary and notifies appropriate staff; responds to questions/concerns about coding; verifies processes, handles subpoenas, maintains the VR electronic system; creates audit reports and compiles statistical data; all while maintaining working knowledge of current Federal and State regulations and guidelines.

Nursing Division Manager

#15 - #21

The Nursing Division Manager for Maternal and Child Health has taken on an updated organization structure and directs subordinate staff in the newly formed division. The incumbent has succeeded in all the listed roles for this position (e.g., staff supervision, audits, evaluation, fiscal monitoring, operational efficiency). The programs managed under this Division include Home Visiting (for high-risk pregnant, parenting adults and their young children), Perinatal Mood and Anxiety Disorder, perinatal substance abuse screening and referral, child death review team, California Children's Services (enrollment, diagnosis and treatment, and case management for children with special/severe health care needs), Health Care for Children in Foster Care, Childhood Lead Poisoning Prevention and more. The incumbent collaborates with many partners inside and outside the County, including DSS, the DA, First 5 SLO, CAPSLO, Center for Family Strengthening, Cal Poly and many more.

Administrative Office Comments:

The intended results have been achieved.

<p>Title: Add Fund Center 160 – Public Health 1.00 FTE Limited Term Administrative Assistant I/II/III, 3.00 FTE Limited Term Administrative Services Officers I/II, 1.00 FTE Limited Term Information Technology (IT) Supervisor, and 1.00 FTE Limited Term Information Technology Business Systems Analyst I/II/III through December 31, 2024 to address COVID-19 and communicable disease efforts and/or reporting and/or technology support. Add Fund Center 112 – Human Resources 1.00 FTE Limited Term Administrative Assistant I/II/III, 1.00 FTE Limited Term Administrative Services Officer I/II, 1.00 FTE Limited Term Human Resources Analyst I/II/III through December 31, 2024 for recruitment of and clerical duties related to staff performing Public Health and/or COVID-19 related duties.</p>	
<p>Expenses: \$2,917,292</p>	<p>Funding Source(s): \$2,917,292 Public Health American Recovery Plan Act (ARPA); COVID grants indirect cost reimbursement</p> <p>Approved via Board action on December 14, 2021, item #7</p>
<p>Intended Results:</p> <p>The two Limited Term Administrative Assistant I/II/III positions to the Public Health Department will:</p> <ol style="list-style-type: none"> 1. Public Health – Support activities related to Health Agency facilities management to accurately track work orders and employee assets. 2. Human Resources - Address HR phone and email triage, maintaining departmental records of Health Agency staff to ensure compliance with state and federal requirements, and managing timecard/payroll responsibilities for all Health Agency staff. <p>The four Limited Term Administrative Services Officer I/II positions to the Public Health Department will:</p> <ol style="list-style-type: none"> 3. Lead phone assistance center (PAC) personnel in tracking calls and responses for media and the public on COVID-19 inquiries. 4. Assure appropriate distribution of office supplies and equipment for overall operations of the COVID staff operations. 5. Coordinate grant information, budgets, and processes related to application and awarding of grants and related Staff Reports. 6. Place print material orders for vaccine distribution sites, mobile vaccine team, and community outreach partners. 7. Oversee and manage vaccine campaign timelines internally and externally with vendors, ensuring projects are on track and in budget. 8. Coordinate with County finance on all Public Information Officer (PIO) team invoices and payments to vendors once materials, goods, and media buys are received. 9. Update messaging on existing flyers, graphics, web, and other marketing materials to reflect new COVID19 and vaccine communication goals. 10. Develop new content to increase vaccination knowledge and appointments among new SLO County audiences such as vaccine hesitant and vulnerable groups. 11. Create and order new marketing materials, media buys, and info exhibits as the Public Information Team sees fit to relay messaging to the community. 12. Gather estimates and purchase material and media buy orders as needed. 13. Work with contractor to update COVID-19 video PSAs as needed, in English and Spanish. 14. Coordinate with television and radio stations to run audio and video PSAs on budget and on schedule. 15. Work with contractor/the state to update COVID-19 video PSAs as needed, in English and Spanish. 16. Provide graphics and copy to social media lead to post rent relief content on the county's social channels. 17. Human Resources - Ensure Human Resources continues to meet the demands of the Health Agency in order to achieve our desired service level which is aligned with centralization efforts between the Health Agency and Human Resources. <p>The Limited Term Human Resources Analyst position to the Public Health Department will perform the following duties for Human Resources:</p> <ol style="list-style-type: none"> 18. Work closely with department, HR leadership, and the broader HR team to identify, design, implement, and oversee HR initiatives that support, align, and integrate with organizational objectives, processes and requirements; provides both strategic and tactical support and problem solving. 19. Develop and present HR related reports and analysis; analyze trends and metrics in partnership with leaders to develop solutions, programs and policies that strengthen the quality of HR operations and ensure compliance. 20. Develop, apply, and interpret HR policies, practices and procedures that comply with memoranda of understandings, county code, and other appropriate laws, rules and regulations. 21. Present reports, recommendations and resolutions to various committees and commissions. 22. Advise department leadership and their staff on employee related policies, issues and needs; work with them to increase engagement, productivity and retention by recommending, planning and implementing action plans, and managing and resolving performance issues. 23. Provide appropriate personnel staffing to support continuous and ongoing needs related to COVID efforts. <p>The Information Technology Supervisor position will perform the following duties for Public Health:</p> <ol style="list-style-type: none"> 24. Oversee and assist employees tasked with maintaining systems associated with the COVID-10 response. 25. Implement appropriate security measures. 26. Maintain network operations. <p>The Business Systems Analyst position will perform the following duties for Public Health:</p> <ol style="list-style-type: none"> 27. Manage implementation of new projects. 28. Manage maintenance of ongoing projects. 29. Contribute to and implement business process improvements. 	

Actual Results for FY 2021-22:

Two Limited Term Administrative Assistant I/II/III positions

#1: Public Health – The incumbent was hired May 2022. A process for identifying and training appropriate staff how to submit work orders has been successfully implemented. Other intended results will be implemented in FY 2022-23.

#2: Human Resources – Incumbent was hired in January 2022. Collected COVID-19 vaccination/exemption records for all Health Agency staff, maintained records in Clear-to-Go, Neogov and tracking spreadsheets; Screened incoming calls and emails to Health Agency HR, responding to general questions and routing to other HR staff where appropriate; Maintained hard copy department personnel files and transitioned new employees to electronic personnel files; Verified credentials for all contract and volunteer staff including valid licensure, background and medical exams, and departmental policies where applicable; Managed timecards for the Health Agency to ensure timecards were accurate and approved by supervisors, making past pay period adjustments when necessary; Assisting with set up of Health Agency human resource events such as New Employee Welcome Sessions (NEWS).

Four Limited Term Administrative Services Officer I/II positions

#3 - #4. The incumbent for the Lead position in the PAC assumed the position in December 2021. This employee tracks the number of daily calls for COVID-19 information as well as general Public Health information by theme and includes in a weekly report. This person also serves as the Office Manager for the COVID-19 response team, assuring all operational needs are met.

#5. This position was filled in March 2022 and assumed responsibility for composing, executing and monitoring all contracts associated with COVID-19 response and the Public Health ARPA allocation, which involves 15 grants to community-based organizations.

#6-16. This position was filled in December 2021 by a media expert who took over varying aspects of the Public Information team's functioning.

6. ASO I/II places print material orders multiple times per week. ASO I/II works with Public Information team members, in coordination with the Health Equity team, to confirm material needs and place orders. This has been especially critical in promoting vaccine mobile clinics.
7. ASO I/II manages vaccine campaign timelines internally and externally with vendors, ensuring projects are on track and in budget. The ASO I/II coordinates with multiple vendors (radio, television, cinema, digital, billboards, bus ads, etc.) serving English-speaking and Spanish-speaking communities to provide relevant, appealing, and current vaccine campaign content. The ASO I/II also coordinates with contractors and other team members to develop, refine, and finalize content on time and within budget. This often involves adjusting content mid-campaign as the situation evolves and vaccine information changes.
8. ASO I/II reviews and approves or follows up on invoices for materials, goods, and media buys received. He works closely with the HA finance team to track the PIO budget, adjust as needed, and track results to ensure funds are directed for maximum impact.
9. ASO I/II works in close collaboration with colleagues on the PIO team to ensure campaign materials are relevant, meaningful, appealing, and up to date. This includes adjusting messaging, tone, and visual elements as new vaccine information is available; it also includes tailoring messaging and visual impact to reach different audiences.
10. ASO I/II works in collaboration with others on the PIO and Health Equity teams, as well as with community partners, to understand the needs and interests of audiences that have not been vaccinated against COVID-19. The ASO I/II uses this insight to shape messages and identify appropriate tactics to reach audiences with vaccine information and a call to action to schedule appointments or walk in to mobile clinics.
11. ASO I/II develops and orders materials and media buys to provide vaccine information most effectively to priority audiences.
12. ASO I/II works with vendors (television stations, radio stations, digital media providers, billboard, and signage companies) to gather quotes, negotiate appropriate packages and prices, and complete orders. He works closely with the HA finance team to ensure this is all done in accordance with relevant County rules and processes.
13. ASO I/II works with contractors (videographers and producers) to create and update COVID-19 video PSAs and place these PSAs in appropriate and relevant channels. For example, he worked with a contractor to develop evergreen PSAs focused on vaccination for kids, vaccination for those who have not yet received a first dose, and testing.
14. ASO I/II is in regular communication with television and radio stations to ensure we make the most of our budget by running PSAs at appropriate times (for example, airing a radio PSA about kids' vaccines on stations popular with families, during the time that parents typically drive children to and from school). This includes continually adjusting the message for radio PSAs to ensure they are precisely targeted to the latest vaccine information. In addition, he coordinates video PSAs at local indoor cinemas (before the movie) in areas with lower COVID-19 vaccination rates.
15. ASO I/II is in continual communication with English and Spanish television stations ensure television PSAs are fresh and relevant, such as working to quickly develop and place PSAs featuring local ER and ICU doctors encouraging vaccination in the context of reporting on a COVID-19 surge.
16. For the duration of the rent relief campaign, ASO I/II worked with the PIO team's social media lead to place graphics and copy promoting rent relief. He also placed rent relief PSAs in relevant digital spaces and coordinated rent relief PSAs with radio stations. This included staying current on an evolving program and ensuring budget and PSAs reflected the changing application deadline for the rent relief program.

#17 Administrative Services Officer for the Health Agency Human Resources group

17. Incumbent was hired in May 2022. Oversaw COVID-19 compliance efforts related to vaccination/testing mandates from the CDPH; Oversaw daily HR operational functions in support of Public Health, Administration, Animal Services and Public Guardian; Managed recruitments for Public Health, HA Administration, Animal Services and Public Guardian vacancies, including recruitments for all COVID-19 staffing demands.

Limited Term Human Resources Analyst position to the Public Health Department

<p>#18- #23 The Limited Term Human Resources Analyst was not hired until September 19, 2022. Intended results will be achieved in FY 22-23</p> <p><u>Information Technology Supervisor</u> #24-26 Position oversees the newly configured operational division which consists of the Service Desk and Systems Administrator team. The new workload balance better complies with industry best practices. Result has been more effective support of COVID-19 related systems, resulting in a declining average age of open Service Desk tickets. Position has allowed for focus on deployment of two factor authentication across the agency, as well as other security issues, such as Active Directory account auditing, and the elimination of legacy servers. Additional network related workload impacts began with COVID-19 response and continue over time. The movement of staff, both in and out of locations related to the response required a high level of coordination with the central IT department (ITD) to facilitate the completion of required network changes. This coordination with ITD, the Health Agency IT Service Desk, and staff associated with the COVID-19 response was facilitated by this position.</p> <p><u>Business Systems Analyst, Public Health</u> #27-29 The Business Systems Analyst was not hired until August 22, 2022. Intended results will be achieved in FY 22-23.</p>
<p>Administrative Office Comments: The intended results have been partially achieved; this augmentation will continue to be reported on in the FY 2024-25 budget.</p>

<p>Title: Add 1.00 FTE Administrative Services Officer I/II and the following Limited Term positions: 1.00 FTE Limited Term Administrative Services Officer I/II through December 31, 2024, 1.00 FTE Limited Term Program Manager I/II through December 31, 2024, and 1.00 FTE Limited Term Administrative Assistants I/II/III through July 31, 2023, 1.00 FTE Limited Term Administrative Assistants I/II/III through June 30, 2024, 1.00 FTE Limited Term Administrative Assistants I/II/III through December 31, 2024 to address COVID-19 and communicable disease efforts.</p>	
<p>Expenses: \$1,545,868 \$109,539</p>	<p>Funding Source(s): \$1,545,868 ELC Enhanced Detection Expansion Grant, Immunization Local Assistance Grant, California SARS-CoV-2 and Respiratory, Virus Sentinel Surveillance Grant, American Rescue Plan Act, and Public Health Emergency Preparedness Funding \$109,539 Ongoing Public Health Emergency Preparedness Funding</p> <p>Approved via Board action on January 11, 2022, item #14</p>
<p>Intended Results: The permanent Administrative Services Officer I/II position to the Public Health Department will:</p> <ol style="list-style-type: none"> Maintain all Public Health Emergency Preparedness (PHEP) databases including the California Health Alert Network (CAHAN), ReddiNet for hospital bed polling, redundant communications systems (satellite phones, radios, etc), EverBridge, and Public Health Alerting. Conduct monthly and quarterly redundant communication drills with Health Agency employees and healthcare coalition partners in accordance with the PHEP and Hospital Preparedness Program (HPP) work plan requirements. <p>The Limited Term Administrative Services Officer I/II position to the Public Health Department will:</p> <ol style="list-style-type: none"> Cover a variety of duties including, but not limited to, maintenance of daily COVID-19 case counts, hospitalizations and deaths, transmission of the data to the public information team for display on Public Health COVID-19 webpages, and quality control checks against State CalREDIE database to assure data accuracy and inclusion. <p>The Limited Term Program Manager position to the Public Health Department will:</p> <ol style="list-style-type: none"> Assure timelines for Public Health ARPA funding are met. Oversee quarterly Executive Committee and monthly Steering Committee meetings with setting agendas, dates and times. Maintain effective communication with committee members, write staff reports for the Board of Supervisors, and monitor implementation and outcomes of approved projects. <p>The three Limited Term Administrative Assistant I/II/III positions to the Public Health Department will:</p> <ol style="list-style-type: none"> Cover a variety of duties with results including number of activities related to Public Health's COVID-19 testing activities at fixed and mobile sites as well as in association with response to outbreaks at congregate care facilities. Cover a variety of duties with results including number and type of supported COVID-19 and influenza vaccination efforts at mobile community locations including community-based organizations and schools. Cover a variety of duties with results including number of respiratory panel tests of Cal Poly students obtained and entered into State database in coordination with the CALSRVSS grant. 	
<p>Actual Results for FY 2021-22:</p> <p><u>Permanent Administrative Services Officer I/II</u> 1-2. This position replaced a contract PHEP Communications Specialist Position at the end of 21-22 FY. This position will provide communications support to PHEP programs and equipment, serves as California Health Alert Network (CAHAN) administrator and manages emergency communications inventory including radios, satellite phones, cell phones, etc.</p> <p><u>Limited Term Administrative Services Officer I/II</u></p>	

<p>3. This position was filled in January 2022 with a data analyst who tracks daily COVID-19 case counts, hospitalizations and deaths. This information is put into the State database for disease reporting known as CalREDIE and is displayed on the Public Health COVID-19 webpage. The incumbent monitors all data for quality control on a routine basis.</p> <p>Limited Term Program Manager 4-6: The Limited Term Program Manager was not hired until June 27, 2022. Intended results will be achieved in FY 22-23.</p> <p>Three Limited Term Administrative Assistant I/II/III 7-9. These three Administrative Assistant (AA) positions were each filled in January 2022, with different but related responsibilities with regard to the County's COVID-19 response. 7. This AA works with the State contractor, Optum Serve, at fixed testing sites to ensure effective communication between the County and the vendor so that constituents have their COVID-19 testing needs met. The position also arranges for and brings materiel for testing to congregate care facilities that are experiencing outbreaks and also brings the testing kits back to the Public Health Laboratory for processing and result reporting. 8. This AA provides the clerical support at mobile COVID-19 and influenza vaccination clinics, which includes patient registration, form review and collection, routing patients to vaccination stations and overseeing their safe exit process. Dozens of such clinics have been held over the past year. 9. This AA works with Cal Poly Campus Health and Wellbeing Student Health Center to obtain specimens for full respiratory panel testing for COVID-19, influenza and other respiratory pathogens. The work includes logging, transporting to Public Health Laboratory, tracking and transmission of results to the California Department of Public Health, as part of the CALSRVSS grant, as well as back to the Student Health Center.</p> <p>Administrative Office Comments: The intended results have been partially achieved; this augmentation will continue to be reported on in the FY 2024-25 budget.</p>

<p>Title: Delete 1.00 FTE Health Education Specialist and add 1.00 FTE Administrative Services Officer I/II to better meet operational needs for the Tobacco Control Program and add a 1.00 FTE Limited Term Supervising Public Health Nurse through December 31, 2024 to handle the ongoing COVID-19 response needs.</p>	
<p>Expenses: \$530,692 \$101,687</p>	<p>Funding Source(s): \$530,692 COVID Grants, American Rescue Plan Act (ARPA) State Tobacco Funding (savings) with \$101,687 annual ongoing expense Approved via Board action on March 15, 2022, item #17</p>
<p>Intended Results: The 1.00 FTE Administrative Services Officer I/II position to the Public Health Department will: 1. Conduct at least four compliance checks each year, covering tobacco retailers in the unincorporated areas of the county. 2. Coordinate a pool of minor-age volunteers to conduct compliance activities and support local city's compliance activities. 3. Complete Tobacco Control Program state reports and accurately track and report program activities and achievements. The 1.00 FTE Limited Term Supervising Public Health Nurse position to the Public Health Department will: 4. Ensure timely response for outbreak investigations at healthcare and congregate care settings. 5. Oversee response testing at facilities where the Public Health Department performs the testing within 48 hours of outbreak notification. 6. Maintain oversight of standing vaccination clinics in Paso Robles, San Luis Obispo and Grover Beach as well as 2-3 mobile community clinics per week.</p>	
<p>Actual Results for FY 2021-22: Administrative Services Officer I/II 1-3: ASO was not hired in FY 21-22. Intended results will be achieved in FY 22-23 Limited Term Supervising Public Health Nurse 4-6: The person who filled this position was hired in April 2022 and performed all the duties listed, to include timely responses for outbreaks at healthcare and congregate care settings (within 1-2 days with an average of about 3 per week); oversight of response testing at congregate care facilities, homeless shelters and the County's correctional facilities (I.e., Jail and Juvenile Services Center); supervision of staff and reporting on standing and mobile vaccination clinics for COVID-19.</p> <p>Administrative Office Comments: The intended results have been partially achieved; this augmentation will continue to be reported on in the FY 2024-25 budget.</p>	

Title: Delete Fund Center 114-Information Technology Department (ITD) 1.00 FTE Senior Software Engineer, 1.00 FTE Software Engineer, and 1.00 FTE Systems Administrator. Add Fund Center 160-Public Health 1.00 FTE Senior Software Engineer, 1.00 FTE Software Engineer, and 1.00 FTE Systems Administrator to provide programmatic support in the Health Agency Information Technology Division.	
Expenses: \$589,483	Funding Source(s): \$589,483 General Fund, Fund Center 160 – Public Health (\$589,483) General Fund, Fund Center 114 – Information Technology Approved via Board action on April 5, 2022, item #15
Intended Results: <ol style="list-style-type: none"> 1. Create operational efficiencies in the Health Agency's Information Technology Division. 2. The Health Agency Information Technology Manager will ensure that these positions continue to provide value to the Health Agency in alignment with ITD's established vision, goals, and initiatives. 3. Provide internal services to staff which allow Health Agency staff to serve the local community appropriately. 	
Actual Results for FY 2021-22: <ol style="list-style-type: none"> 1. Operational efficiencies in the Health Agency's Information Technology Division have been realized. 2. Having these positions under the Health Agency continue to provide value to the Health Agency in alignment with ITD's established vision, goals, and initiatives. 3. The transfer of these positions has provided internal services to staff which allow Health Agency staff to serve the local community appropriately. 	
Administrative Office Comments: The intended results have been achieved.	

Title: Add 1.00 Limited Term FTE Program Manager I/II and 1.00 Limited Term FTE Social Worker Aide I/II/III through June 30, 2024 to support the development of a centralized system of care for families that need intensive coordinated services.	
Expenses: \$395,317	Funding Source(s): \$395,317 First 5 Thrive grant Approved via Board action on April 5, 2022, item #19
Intended Results: <ol style="list-style-type: none"> 1. Provide culturally responsive services by contracting services for a Mixtec speaking home visitor/interpreter within the first year of the grant. 2. Identify a provider to create a database for use by all agencies that offer home visiting services to ensure that referred families receive home visiting services and that families know who they are working with as a team. This will be completed within the first year of the grant. 3. Complete assessments to determine risk and ongoing service needs on fifty percent (50%) of the children born in SLO County, increasing to a minimum of eighty percent (80%) within five years of establishing the universal referral system. 	
Actual Results for FY 2021-22: <ol style="list-style-type: none"> 1. Achieved. Language interpretation services for use by all home visiting program staff for identified indigenous populations has been implemented in coordination with PH Health Promotion Division. 2. Achieved. Home visiting coordination and referral database has been identified for use by SLO County home visiting programs and providers. 3. Partially achieved. Standardized assessments for social determinants of health, child development milestones, and depression/anxiety have been implemented in public health home visiting programs. This goal has been impacted by the ongoing COVID-19 pandemic response and currently being re-evaluated. 	
Administrative Office Comments: The intended results have been partially achieved; this augmentation will continue to be reported on in the FY 2024-25 budget.	

FUND CENTER 405 – PUBLIC WORKS INTERNAL SERVICE FUND

Title: Delete 2.00 FTE Engineer IV positions and add 2.00 FTE Capital Planning/Facilities Manager positions to better align job descriptions and to provide career advancement opportunities.	
Expenses: (\$10,308) savings	Funding Source(s): (\$10,308) Public Works Internal Service Fund (mix of charges to General Fund and non-General Fund departments, external agencies, and special districts ratepayers)
Approved via Board action on August 10, 2021, item #35	
Intended Results:	
1. Assign a more appropriate classification for the scope of work to allow a range of industry leaders, including engineers, architects, project managers, construction managers and others with similar facilities management or construction experience to be considered for these supervisory roles, allowing the Department of Public Works to continue providing the high level of service that is expected of the Department in the most efficient manner.	
Actual Results for FY 2021-22:	
1. Achieved. Public Works recruited and filled the two Capital Planning/Facilities Manager positions with well-qualified managers to lead our two teams that manage and inspect facilities capital projects. The managers hired had applicable supervisory experience in delivering facilities capital projects. These positions have increased the available candidate pool for future recruitments, as a range of professionals with facilities project experience, including current employees in the Project Manager series, would meet the minimum qualifications for the position.	
Administrative Office Comments:	
The intended results have been achieved.	

Title: Delete 1.00 FTE Engineer I/II/III position and add 1.00 FTE Program Manager I/II position to align staffing with the needs of water resources division.	
Expenses: (\$23,416) savings	Funding Source(s): (\$23,416) Flood Control District via Public Works Internal Service Fund
Approved via Board action on November 2, 2021, item #26	
Intended Results:	
1. Assign a more appropriate classification for the scope of work, allowing the Department of Public Works to continue providing the high level of service that is expected of the Department in the most efficient manner.	
Actual Results for FY 2021-22:	
1. Achieved. The Water Resources Division was able to execute tasks that aligned with the Program Manager classification by facilitating 19 online and hybrid-format stakeholder engagement/advisory committee meetings, administering 6 grant agreements, and developing a grant tracking tool. These accomplishments were achieved due to the re-alignment of job classifications allowing for the Department of Public Works to operate in the most efficient manner.	
Administrative Office Comments:	
The intended results have been achieved.	

Title: Add 1.00 FTE Division Manager-Public Works, 1.00 FTE Solid Waste Coordinator I/II/III, and 1.00 FTE Public Information Specialist I/II, for solid waste efforts being undertaken by the County due to the County's withdrawal from the Integrated Waste Management Authority.	
Expenses: \$566,905	Funding Source(s): \$566,905 General Fund
Approved via Board action on November 2, 2021, item #27	
Intended Results:	
1. Implement the management of solid waste resources as a result of the Board's action to formally withdraw from the IWMA.	
Actual Results for FY 2021-22:	
1. Achieved: <ul style="list-style-type: none"> a. Recruited and filled all three positions with high performing candidates. b. Created a new Solid Waste Division to implement the County's new responsibilities under various State laws related to solid waste, including integrated waste management planning and program implementation (AB 939), mandatory commercial recycling (AB 341, AB 1826), and organic waste reduction and edible food recovery (SB 1383). c. Progressed substantially toward the requirements of SB 1383, including adopting ordinances as enforceable mechanisms for mandatory recycling, retail takeback, organics waste collection services, construction waste 	

<p>diversion, and increasing use of mulch and compost in landscaping; developing a commercial edible food recovery program for Tier 1 commercial food generators; developing outreach and education materials including a webpage for County solid waste programs; submitted a waiver for SB 1383 under the low population criteria for certain areas of the County; applied for grant funding resulting in approximately \$192k to offset solid waste program cost; and submitted a notice of intent to comply (under SB 619) to secure relief from potential penalties in situations of noncompliance in 2022.</p> <p>d. Developed and administered a transitional agreement with the San Luis Obispo County Integrated Waste Management Authority (IWMA) for continuing certain services though the entire county, including the household hazardous waste program for acceptance and disposal at six facilities for all County residents, retail take back program for acceptance of universal wastes such as paint and batteries at retail stores for all County residents, used motor oil and filter curbside collection program for all County residents, and continuation of the school education program in unincorporated areas.</p> <p>e. Prepared the FY 2022-23 budget that included labor, overhead, and expenditures to adequately maintain the County's compliance under State laws and regulations for solid waste.</p> <p>f. Remained engaged with the California Department of Resources Recycling and Recovery (CalRecycle) on updates and clarifications with SB 1383, including preparation of capacity planning, procurement, and the initial (submitted by the due date of April 1, 2022) and annual jurisdictional reports (due date: October 3, 2022).</p>
<p>Administrative Office Comments: The intended results have been achieved.</p>

<p>Title: Delete 1.00 FTE Administrative Assistant I/II/III position and add 1.00 FTE Legal Clerk position to support legal claim processing for the department.</p> <p>(Adopted, with the Intended Results amended to the following, as part of the Supplemental Budget)</p>	
<p>Expenses: \$7,929</p>	<p>Funding Source(s): \$793 Charges to General Fund fund centers and projects \$7,136 Public Works Internal Service Fund (mix of charges to non-General Fund departments, external agencies, and special districts ratepayers)</p> <p>Approved via Board action on March 15, 2022, item #23</p>
<p>Intended Results:</p> <ol style="list-style-type: none"> 1. Assign a more appropriate classification for the scope of work; 2. Lead on the Department's Public Record Requests (many of which are related to legal matters), contract and agreement processing, ordinance, and resolution processing, and assist with some confidential human resource matters; 3. Provide more detailed tracking of the legal claims; and 4. Provide the Support Services Department Administrator the capacity for larger strategic IT initiatives and Department efforts. 	
<p>Actual Results for FY 2021-22:</p> <ol style="list-style-type: none"> 1. Achieved. 2. Achieved. Since being hired, the Legal Clerk has taken the lead and processed 48 public records requests. 3. Achieved. The Legal Clerk has created a Channel in Teams with a list for all new claims, capturing all of the claim details for easy tracking and reference. The Legal Clerk has processed more than 19 new claims, new lawsuits, and assisted with fact gathering and legal coordination on the 20 outstanding claims/lawsuits the department has. 4. Achieved. With the Legal Clerk taking on the new claims, the Department Administrator has had the capacity to work on larger projects, such as the role of Accreditation Manager for the departments APWA reaccreditation, that was an 11 month process and completed in November 2022. 	
<p>Administrative Office Comments: The intended results have been achieved.</p>	

<p>Title: Delete 1.00 FTE Program Manager I/II - Limited Term (previously ending 06/30/2023) position and add 1.00 FTE Program Manager I/II position to implement the management of solid waste resources.</p> <p>(Adopted, with the Intended Results amended to the following, as part of the Supplemental Budget)</p>	
<p>Expenses: \$153,411</p>	<p>Funding Source(s): Charges to FC 335 – Public Works - Solid Waste Management: \$110,456 General Fund \$42,955 Solid Waste Management Fees and Tipping Fee Surcharges</p> <p>Approved via Board action on April 19, 2022, item #19</p>
<p>Intended Results:</p> <ol style="list-style-type: none"> 1. Residents and businesses in the County unincorporated area will be in compliance with SB 1383 and AB 1826 for organic waste (e.g., yard waste, food scraps) recycling, including a statewide goal of 75% organic waste reduction by 2025; and 2. Edible food generators in the County unincorporated area will be in compliance with SB 1383 for recovery of edible food that would otherwise end up in the landfill, including a statewide goal of 20% edible food recovery by 2025. 	

Actual Results for FY 2021-22:

1. Partially Achieved
 - a. Achieved full compliance under AB 1826 for mandatory commercial organic recycling for business meeting certain thresholds and multifamily dwellings (with 5 or more units) pursuant to CalRecycle implementation plan approval, including that the County meet full (i.e., 100%) compliance by August 31, 2022.
 - b. Reached out to AB 1826 businesses and multifamily dwellings for signing up for organic waste service as applicable or issuing de minimis waivers and other exemptions to comply with the State mandates
2. Partially Achieved
 - a. Contacted businesses and residential customers and provided outreach and education for SB 1383 compliance
 - b. Developed the mapping and agreements for the edible food program, including an inventory for Tier 1 and Tier 2 commercial generators and food recovery organizations/services.
 - c. Prepared the capacity planning reports for organic waste reduction and edible food recovery (submittal due date by August 1, 2022).

Administrative Office Comments:

The intended results have been partially achieved; this augmentation will continue to be reported on in the FY 2024-25 budget.

FUND CENTER 136 – SHERIFF-CORONER

Title: Fund Center (FC) 136 -Sheriff-Coroner delete 1.00 FTE Information Technology Supervisor and add 1.00 FTE Departmental Information Technology Manager, 1.00 FTE Senior Software Engineer, and 1.00 FTE Software Engineer I/II/III. FC 114- Information Technology delete 1.00 FTE Senior Software Engineer and 1.00 FTE Software Engineer I/II/III to ensure consistency and create efficiencies in the Sheriff's Office Information Technology Division.	
Expenses: \$ 19,396	Funding Source(s): \$ 19,396 General Fund net increase in expense Approved via Board action on July 13, 2021, item #35
Intended Results: 1. Ensure consistency and create efficiencies in the Sheriff's Office Information Technology Division.	
Actual Results for FY 2021-22: The Sheriff's Office can properly scope and gauge projects and push them forward with the IT manager position. As a result, greater efficiencies were achieved on significant projects for the Sheriff's Office on projects such as the Jail Management System, In-vehicle and Body Worn Cameras, and overall support. In addition, by moving software engineers closer to the customer, we provided faster service with less overhead, thus spending more time-solving issues for the Sheriff's Office. This was especially crucial during the Covid-19 pandemic when our software engineers were asked to create custom solutions for state reporting.	
Administrative Office Comments: The intended results have been achieved.	

Title: Add 1.00 FTE Sheriff's Sergeant to supervise the County's cannabis program and purchase a vehicle for use by the new position.	
Expenses: \$ 230,754	Funding Source(s): \$ 230,754 General Fund Approved via Board action on August 10, 2021, item #42
Intended Results: 1. Provide field supervision for Sheriff's Deputies, Code Enforcement, and other County personnel assigned to the Cannabis Program. 2. Work cooperatively with leadership from other county departments to establish and/or revise procedures related to cannabis regulation. 3. Participate in dialogue with stakeholders as policies and procedures are implemented. 4. Provide investigative direction for cases involving illegal cannabis production and potential criminal action.	
Actual Results for FY 2021-22: 1. Provides direct supervision for Sheriff's Deputies and Code Enforcement. The Sheriff's Sergeant supervises in the field during compliance inspections, during illegal abatement operations, and in the office directing decision making on complex issues. The Sheriff's Sergeant also works with planning supervisors, planners, Auditor's Office personnel, and other department supervision to work through cannabis related issues. 2. Works closely with managers and supervisors from Planning and Building, County Counsel Attorneys, and Auditor's Office management to ensure that appropriate actions are taken when violations or questions about violations are identified in the compliance program. The Sheriff's Sergeant also works with all those same departments to ensure policy is developed, communicated with licensees, and enforced when problems are identified. The Sheriff's Sergeant also works with the San Luis Obispo County DA's Office to ensure illegal cases are reviewed and filed appropriately. 3. Maintains communications with licensees to resolve conflicts within the Cannabis Monitoring Program. The Sheriff's Sergeant also presents to the San Luis Obispo County BOS, updates the Planning and Building Director, Sheriff's Office Administration, and Auditor's Office of major issues or changes to the Cannabis Monitoring Program's policy, procedures, or implementation of the policies and procedures. 4. Provides direct supervision in the investigation, abatement, filing of cases, and organization of resources in illegal or criminal cannabis investigations. The Sheriff's Sergeant provides both in-field and office supervision and support for criminal cases.	
Administrative Office Comments: The intended results have been achieved.	

Title: Add 1.00 FTE Business Systems Analyst I/II/III to manage Stepping Up Initiative Program activities.	
Expenses: \$ 181,558	Funding Source(s): \$ 181,558 General Fund Approved via Board action on September 28, 2021, item #22
Intended Results:	
<ol style="list-style-type: none"> 1. Provide continued data collection, support, and management of the Stepping Up Dashboard and Set, Measure, Achieve data reporting/tracking. 2. Work collaboratively with leadership from other County departments to document, establish and/or revise procedures/programs related to the Stepping Up Strategic Plan. 3. Participate in dialogue with stakeholders and provide documentation as policies and procedures are implemented for the re-entry of Severely Mentally Ill (SMI)/Co-Occurring SMI Substance Abuse (CSMISA) inmate-patient population. 4. Provide administrative and technical support for the implementation of an 8-hour CIT advanced course. 5. Provide program administration including development, implementation, and expansion of 40-hour CIT course for patrol and in-custody based functions. 6. Participate in the submission, management, and execution of grants pertinent to the needs of the Sheriff's Office. 7. Present to stakeholders, boards, commissions, and other oversight committees on the advancement of efforts of Stepping Up and related activities. 	
Actual Results for FY 2021-22:	
<p>The Business System Analyst (BSA) managed and assisted in submitting and executing two Covid related grants for the Sheriff's Office (SO) and a Providing Access and Transforming Health (PATH) grant to assist with the implementation of Cal-AIM in the County's justice system. The BSA continued to collect data and expanded the dashboard to include data on re-entry connections to care at release to the Stepping Up dashboard data base. The BSA collaborated with probation, behavioral health, IT, public health, community non-profits, and the jail's medical provider to continue to revise procedures and programs related to Stepping Up including contractual changes for extended mental health coverage in the jail. The BSA gave presentations to the community, Behavioral Health Board, Stepping Up Counties, BJA, CJPA, SAMSHA, and the Council of State Governments Justice Center regarding the Stepping Up Initiative activities and advancements. The BSA administered six 40-hour courses with students from the SO patrol and custody divisions, probation, community mobile crisis teams, Chaplain program, and local law enforcement partner agencies.</p>	
Administrative Office Comments:	
The intended results have been achieved.	

Summary Schedules

The County Budget Act, Government Code Section 29000-29144, outlines the process and format by which counties submit their annual financial documents to the State Controller's Office. The Budget Act was most recently amended in 2009 and subsequently, the State Controller's Office worked with county Auditor-Controllers and Administrative Officers to update the State's County Budget Guide to reflect amendments to the Budget Act.

The updated schedules resulting from the 2009 amendments to the County Budget Act were included in the Fiscal Year 2010-11 Final budget document for the first time. The schedules meet the content and formatting requirements set forth in the "Accounting Standards and Procedures for Counties" guidelines which are promulgated by the State Controller, and present the appropriations adopted by the Board of Supervisors for each departmental fund center.

Also included in this section are three revenue reports used by the County which summarize revenue by department, account and source. Revenue reports are a detailed listing of funding source(s) used by the County to fund its appropriations (expenditures) at the fund, fund center and account level. The three reports following the financial schedules are not required by the Budget Act referred to above, but are included in the budget document to provide readers with additional information about revenues included in the budget.

Schedule 1

All Funds Summary

This schedule is a summary of financing sources and financing uses for all funds, including governmental-type funds (general, special revenue, capital projects, and debt service) as well as enterprise, internal service, special districts and other agencies governed by the Board of Supervisors. Enterprise, internal service, special district and other agency funds are included in Schedule 1 as a result of recent changes to the State Controller's required schedules.

State Controller Schedules		County of San Luis Obispo				Schedule 1	
County Budget Act		All Funds Summary				Fiscal Year 2023-24	
Fund Name	Total Financing Sources				Total Financing Uses		
	Fund Balance Available June 30, 2023	Decreases to Obligated Fund Balances	Additional Financing Sources	Total Financing Sources	Financing Uses	Increases to Obligated Fund Balances	Total Financing Uses
1	2	3	4	5	6	7	8
Governmental Funds							
General Fund	\$ 50,786,248	\$ 13,801,521	\$ 649,130,612	\$ 713,718,381	\$ 703,100,798	\$ 10,617,583	\$ 713,718,381
Special Revenue Fund	4,769,003	5,464,334	85,178,974	95,412,311	79,753,464	15,658,847	95,412,311
Debt Service Fund	1,342,368	---	23,339,245	24,681,613	19,161,445	5,520,168	24,681,613
Capital Projects	190,715	---	11,020,403	11,211,118	11,211,118	---	11,211,118
Total Governmental Funds	\$ 57,088,334	\$ 19,265,855	\$ 768,669,234	\$ 845,023,423	\$ 813,226,824	\$ 31,796,598	\$ 845,023,422
Other Funds							
Enterprise Fund	\$ ---	\$ 1,968,877	\$ 30,638,135	\$ 32,607,012	\$ 31,870,789	\$ 736,223	\$ 32,607,012
Internal Service Fund	---	3,478,466	76,890,892	80,369,358	79,511,337	858,021	80,369,358
Non-Enterprise Special Districts	4,760,044	1,399,802	9,493,420	15,653,266	12,919,846	2,733,420	15,653,266
Total Other Funds	\$ 4,760,044	\$ 6,847,145	\$ 117,022,447	\$ 128,629,636	\$ 124,301,972	\$ 4,327,664	\$ 128,629,636
Total All Funds	\$ 61,848,378	\$ 26,113,000	\$ 885,691,681	\$ 973,653,059	\$ 937,528,796	\$ 36,124,262	\$ 973,653,058

Schedule 2

Governmental Funds Summary

This schedule is a summary of financing sources and financing uses of only County governmental funds consisting of general, special revenue, capital projects, and debt service funds. Fiduciary, enterprise, internal service funds, special districts and other agencies are excluded from Schedule 2.

State Controller Schedules		County of San Luis Obispo						Schedule 2	
County Budget Act		Governmental Funds Summary							
		Fiscal Year 2023-24							
Fund Name	Total Financing Sources				Total Financing Uses				
	Fund Balance Available June 30, 2023	Decreases to Obligated Fund Balances	Additional Financing Sources	Total Financing Sources	Financing Uses	Increases to Obligated Fund Balances	Total Financing Uses		
1	2	3	4	5	6	7	8		
General Fund									
General Fund	\$ 50,786,248	\$ 13,801,521	\$ 649,130,612	\$ 713,718,381	\$ 703,100,798	\$ 10,617,583	\$ 713,718,381		
Total General Fund	\$ 50,786,248	\$ 13,801,521	\$ 649,130,612	\$ 713,718,381	\$ 703,100,798	\$ 10,617,583	\$ 713,718,381		
Special Revenue Fund									
Road Fund	\$ 825,356	\$ 1,030,000	\$ 33,304,417	\$ 35,159,773	\$ 34,334,417	\$ 825,356	\$ 35,159,773		
Community Developmen	(522,600)	---	14,456,852	13,934,252	13,934,252	---	13,934,252		
Public Fac Fees Svcs	---	1,913,201	1,880,063	3,793,264	1,913,201	1,880,063	3,793,264		
Parks Fund	---	---	6,814,704	6,814,704	6,814,704	---	6,814,704		
Co-Wd Automatrnl Repl	630,635	---	6,788,954	7,419,589	2,692,500	4,727,089	7,419,589		
Gen Govt Bldg Repl	54,703	1,738,659	3,255,772	5,049,134	1,738,659	3,310,475	5,049,134		
Tax Reduction Rsv	1,613,075	---	1,514,975	3,128,050	---	3,128,050	3,128,050		
Roads - Impact Fees	1,221,116	758,900	---	1,980,016	758,900	1,221,116	1,980,016		
Wildlife and Grazing	4,806	2,408	4,348	11,562	6,756	4,806	11,562		
Drivng Undr Influen	---	---	1,443,541	1,443,541	1,443,541	---	1,443,541		
Library	958,978	---	13,907,217	14,866,195	14,311,000	555,195	14,866,195		
Fish and Game	(17,066)	21,166	36,569	40,669	33,972	6,697	40,669		
Solid Waste Management	---	---	1,196,562	1,196,562	1,196,562	---	1,196,562		
Emergency Med Svcs	---	---	575,000	575,000	575,000	---	575,000		
Total Special Revenue Fund	\$ 4,769,003	\$ 5,464,334	\$ 85,178,974	\$ 95,412,311	\$ 79,753,464	\$ 15,658,847	\$ 95,412,311		
Debt Service Fund									
COP Loan DSF	\$ ---	\$ ---	\$ 8,279,245	\$ 8,279,245	\$ 8,279,245	\$ ---	\$ 8,279,245		
Psn Oblig Bond DSF	1,342,368	---	15,060,000	16,402,368	10,882,200	5,520,168	16,402,368		
Total Debt Service Fund	\$ 1,342,368	\$ ---	\$ 23,339,245	\$ 24,681,613	\$ 19,161,445	\$ 5,520,168	\$ 24,681,613		
Capital Projects									
Capital Projects	\$ 190,715	\$ ---	\$ 11,020,403	\$ 11,211,118	\$ 11,211,118	\$ ---	\$ 11,211,118		

State Controller Schedules		County of San Luis Obispo						Schedule 2	
County Budget Act		Governmental Funds Summary							
		Fiscal Year 2023-24							
Fund Name	Total Financing Sources				Total Financing Uses				
	Fund Balance Available June 30, 2023	Decreases to Obligated Fund Balances	Additional Financing Sources	Total Financing Sources	Financing Uses	Increases to Obligated Fund Balances	Total Financing Uses		
1	2	3	4	5	6	7	8		
Capital Projects									
Total Capital Projects	\$ 190,715	\$ ---	\$ 11,020,403	\$ 11,211,118	\$ 11,211,118	\$ ---	\$ 11,211,118		
Total Governmental Funds	\$ 57,088,334	\$ 19,265,855	\$ 768,669,234	\$ 845,023,423	\$ 813,226,824	\$ 31,796,598	\$ 845,023,422		

Schedule 3

Fund Balance- Governmental Funds

This schedule presents the various components of actual or estimated fund balance. Encumbrances and Obligated Fund Balance (reserves and designations) are subtracted from actual or estimated total fund balance to determine the amount of fund balance that is unreserved and undesignated as of June 30th of the preceding budget year, and therefore available for budgetary requirements.

State Controller Schedules		County of San Luis Obispo				Schedule 3	
County Budget Act		Fund Balance - Governmental Funds					
		Fiscal Year 2023-24					
Fund Name	Total Fund Balance June 30, 2023	Less: Obligated Fund Balances			Fund Balance Available June 30, 2023		
		Encumbrances	Nonspendable, Restricted and Committed	Assigned			
1	2	3	4	5	6		
General Fund							
General Fund	\$ 122,514,273	\$ ---	\$ 71,728,025	\$ ---	\$ 50,786,248		
Total General Fund	\$ 122,514,273	\$ ---	\$ 71,728,025	\$ ---	\$ 50,786,248		
Special Revenue Fund							
Road Fund	\$ 6,280,278	\$ ---	\$ 5,454,922	\$ ---	\$ 825,356		
Community Developmen	(522,600)	---	---	---	(522,600)		
Public Fac Fees Svcs	3,641,858	---	3,641,858	---	---		
Parks Fund	1,904,484	---	1,904,484	---	---		
Co-Wd Automatn Repl	12,139,630	---	11,508,995	---	630,635		
Gen Govt Bldg Repl	50,677,481	---	50,622,778	---	54,703		
Tax Reduction Rsv	21,874,403	---	20,261,328	---	1,613,075		
Roads - Impact Fees	6,754,935	---	5,533,819	---	1,221,116		
Wildlife and Grazing	51,497	---	46,691	---	4,806		
Drivng Undr Influenc	365,384	---	365,384	---	---		
Library	3,786,645	---	2,827,667	---	958,978		
Fish and Game	202,422	---	219,488	---	(17,066)		
Total Special Revenue Fund	\$ 107,156,417	\$ ---	\$ 102,387,414	\$ ---	\$ 4,769,003		
Debt Service Fund							
Psn Oblig Bond DSF	23,949,971	---	22,607,603	---	1,342,368		
Total Debt Service Fund	\$ 23,949,971	\$ ---	\$ 22,607,603	\$ ---	\$ 1,342,368		
Capital Projects							
Capital Projects	\$ 16,413,521	\$ ---	\$ 16,222,806	\$ ---	\$ 190,715		
Total Capital Projects	\$ 16,413,521	\$ ---	\$ 16,222,806	\$ ---	\$ 190,715		
Total Governmental Funds	\$ 270,034,182	\$ ---	\$ 212,945,848	\$ ---	\$ 57,088,334		

Schedule 4

Reserves/Designations by Governmental Funds

This schedule lists Obligated Fund Balance (reserves and designations) sorted by fund. The schedule also presents new Obligated Fund Balance (reserves and designations) and recommended amounts, as well as Obligated Fund Balance (reserves and designations) recommended to increase, decrease or be canceled. Use of general reserves is limited to emergency situations. The use of designations is allowed throughout the fiscal year. Mid-year adjustments are subject to a 4/5th's vote by the Board of Supervisors, and a simple majority is required if the use of additional designations is approved by the Board during budget hearings.

State Controller Schedules		County of San Luis Obispo				Schedule 4	
County Budget Act		Obligated Fund Balances - By Governmental Funds					
		Fiscal Year 2023-24					
Fund Name and Fund Balance Descriptions	Obligated Fund Balances June 30, 2023	Decreases or Cancellations		Increases or New Obligated Fund Balances		Total Obligated Fund Balances for the Budget Year	
		Recommended	Adopted by Board of Supervisors	Recommended	Adopted by Board of Supervisors		
1	2	3	4	5	6	7	
General Fund							
<i>General Fund</i>							
Designated FB-Fire Equip Replace	\$ 5,568,032	\$ ---	\$ ---	\$ 5,212,398	\$ 5,212,398	\$ 10,780,430	
Designated FB-Internal Financng	5,793,550	---	---	---	---	5,793,550	
Designated FB-Prado Rd Overpass	1,435,260	---	---	---	---	1,435,260	
Designated FB-Prop 172 Solar	843,065	---	---	---	---	843,065	
Designated FB-COVID-19	11,026,290	10,368,446	8,433,901	---	2,936,936	5,529,325	
Designated FB - Rainy Day Funds	7,907,584	4,381,793	4,166,338	---	2,468,249	6,209,495	
Designated FB-Solar Plant Mitigation	15,640,187	---	---	---	---	15,640,187	
Designated FB-Talent Development	1,822,394	---	---	---	---	1,822,394	
Des FB-Project Homekey	2,600,000	---	---	---	---	2,600,000	
Des FB-SB1090EconDev	875,929	215,349	215,349	---	---	660,580	
Des FB-SB1090 Safety	2,808,402	185,933	185,933	---	---	2,622,469	
Des FB-SB1090Afford	2,031,284	---	---	---	---	2,031,284	
Des FB-SB1090Infrast	3,985,672	---	---	---	---	3,985,672	
Des FB-SB1090 Roads	881,278	---	---	---	---	881,278	
Des FB-SB1090Library	1,509,098	800,000	800,000	---	---	709,098	
General Reserves	7,000,000	---	---	---	---	7,000,000	
Total General Fund	\$ 71,728,025	\$ 15,951,521	\$ 13,801,521	\$ 5,212,398	\$ 10,617,583	\$ 68,544,087	
Special Revenue Fund							
<i>Road Fund</i>							
Designated FB-Future Roads Prjcts	\$ 3,100,351	\$ 1,030,000	\$ 1,030,000	\$ ---	\$ 825,356	\$ 2,895,707	
Designated FB-Future Roads SB1	931,579	---	---	---	---	931,579	
Designated FB-Maria Vista Estates	261,224	---	---	---	---	261,224	
Designated FB-Mine Reclamation N River Rd	105,000	---	---	---	---	105,000	
Designated FB- Road Def Maint	1,056,768	---	---	---	---	1,056,768	

State Controller Schedules		County of San Luis Obispo				Schedule 4	
County Budget Act		Obligated Fund Balances - By Governmental Funds					
		Fiscal Year 2023-24					
Fund Name and Fund Balance Descriptions	Obligated Fund Balances June 30, 2023	Decreases or Cancellations		Increases or New Obligated Fund Balances		Total Obligated Fund Balances for the Budget Year	
		Recommended	Adopted by Board of Supervisors	Recommended	Adopted by Board of Supervisors		
1	2	3	4	5	6	7	
Special Revenue Fund							
Public Fac Fees Svcs							
Designated FB-County Fire	\$ 1,399,212	\$ 500,000	\$ 500,000	\$ 645,760	\$ 645,760	\$ 1,544,972	
Designated FB-Gen. Government	269,678	400,000	400,000	393,308	393,308	262,986	
Designated FB-Law Enforcement	429,856	200,000	200,000	239,134	239,134	468,990	
Designated FB-Library	818,972	595,405	595,405	171,532	171,532	395,099	
Designated FB-Parks	724,140	217,796	217,796	430,329	430,329	936,673	
Parks Fund							
Designated FB-Lopez Parks Projects	\$ 300,000	\$ ---	\$ ---	\$ ---	\$ ---	\$ 300,000	
Designated FB-Parks Projects	1,604,484	---	---	435,713	---	1,604,484	
Co-Wd Automatn Repl							
Designated FB-Automation Replcmnt	\$ 11,508,995	\$ ---	\$ ---	\$ 6,496,454	\$ 4,727,089	\$ 16,236,084	
Gen Govt Bldg Repl							
Designated FB-Gen Gov Buildng Rpl	\$ 48,924,226	\$ 1,738,659	\$ 1,738,659	\$ 3,255,772	\$ 3,310,475	\$ 50,496,042	
Designated FB-Library-Cambria	1,698,552	---	---	---	---	1,698,552	
Tax Reduction Rsv							
Designated FB-Tax Reduction Resrv	15,576,066	---	---	2,539,941	3,128,050	18,704,116	
Des FB-SB1090 TRRF	4,685,262	---	---	---	---	4,685,262	
Roads - Impact Fees							
Designated FB-Road Improvement	\$ 5,533,819	\$ 758,900	\$ 758,900	\$ ---	\$ 1,221,116	\$ 5,996,035	
Wildlife and Grazing							
Designated FB-General Purpose	\$ 10,436	\$ ---	\$ ---	\$ ---	\$ 806	\$ 11,242	
Designated FB-Wildlife Projects	36,255	2,408	2,408	---	4,000	37,847	

State Controller Schedules		County of San Luis Obispo				Schedule 4	
County Budget Act		Obligated Fund Balances - By Governmental Funds				Fiscal Year 2023-24	
Fund Name and Fund Balance Descriptions	Obligated Fund Balances June 30, 2023	Decreases or Cancellations		Increases or New Obligated Fund Balances		Total Obligated Fund Balances for the Budget Year	
		Recommended	Adopted by Board of Supervisors	Recommended	Adopted by Board of Supervisors		
1	2	3	4	5	6	7	
Special Revenue Fund							
<i>Drivng Undr Influenc</i>							
Designated FB-DUI Atascadero Facility	\$ 96,116	\$ ---	\$ ---	\$ ---	\$ ---	\$ 96,116	
Designated FB-General Purpose	182,289	---	---	---	---	182,289	
Designated FB-Systems Development	86,979	---	---	---	---	86,979	
Library							
Designated FB-Atas Lib Expansion	\$ 29,755	\$ ---	\$ ---	\$ ---	\$ ---	\$ 29,755	
Designated FB-General Purpose	851,653	---	---	---	---	851,653	
Designated FB-Lib Facilities Plng	1,946,259	---	---	---	555,195	2,501,454	
Fish and Game							
Designated FB-Fish/Game Project	\$ 135,201	\$ ---	\$ ---	\$ ---	\$ 4,100	\$ 139,301	
Designated FB-Fish/Game Environmental Settlements	889	---	---	---	---	889	
Designated FB-General Purpose	83,398	---	21,166	2,597	2,597	64,829	
Total Special Revenue Fund	\$ 102,387,414	\$ 5,443,168	\$ 5,464,334	\$ 14,610,540	\$ 15,658,847	\$ 112,581,927	
Debt Service Fund							
<i>Psn Oblig Bond DSF</i>							
Designated FB-POB Debt Service	\$ 22,607,603	\$ ---	\$ ---	\$ 5,092,800	\$ 5,520,168	\$ 28,127,771	
Total Debt Service Fund	\$ 22,607,603	\$ ---	\$ ---	\$ 5,092,800	\$ 5,520,168	\$ 28,127,771	
Capital Projects							
<i>Capital Projects</i>							
Designated FB-Facilities Planning	\$ 14,236,406	\$ ---	\$ ---	\$ ---	\$ ---	\$ 14,236,406	
Designated FB-New Govt Ctr Repairs	1,986,400	---	---	---	---	1,986,400	
Total Capital Projects	\$ 16,222,806	\$ ---	\$ ---	\$ ---	\$ ---	\$ 16,222,806	
Total Governmental Funds	\$ 212,945,848	\$ 21,394,689	\$ 19,265,855	\$ 24,915,738	\$ 31,796,598	\$ 225,476,591	

Schedule 5

Summary of Additional Financing Sources by Source and Fund

This schedule provides information about the County’s financing sources other than fund balance and cancelled Obligated Fund Balance (reserves and designations). Schedule 5 consists of two sections. The first section summarizes the additional financing sources by revenue category (sorted by revenue type) for the governmental funds and the second section summarizes the additional financing sources (sorted by fund) within the governmental funds.

State Controller Schedules		County of San Luis Obispo			Schedule 5
County Budget Act		Summary of Additional Financing Sources by Source and Fund			
		Governmental Funds			
		Fiscal Year 2023-24			
Description	2021-22 Actual	2022-23 Actual	2023-24 Recommended	2023-24 Adopted by the Board of Supervisors	
1	2	3	4	5	
Summarization by Source					
Taxes	\$ 246,503,420	\$ 259,485,120	\$ 268,681,743	\$ 268,681,743	
Licenses, Permits, and Franchises	12,561,188	14,923,826	16,241,426	16,393,245	
Fines, Forfeitures, and Penalties	3,821,371	3,902,820	4,369,539	4,369,539	
Revenue from Use of Money & Property	4,183,530	9,137,417	8,197,099	8,197,099	
Intergovernmental Revenue	323,675,921	362,558,813	355,197,366	355,025,786	
Charges for Current Services	31,791,694	34,080,965	34,590,758	34,590,758	
Other Revenues	21,167,907	22,282,147	23,714,558	23,714,558	
Interfund	13,461,871	15,988,898	16,915,902	16,915,902	
Other Financing Sources	57,264,973	48,597,998	42,591,649	40,780,605	
Total Summarization by Source	\$ 714,431,874	\$ 770,958,004	\$ 770,500,039	\$ 768,669,234	
Summarization by Fund					
General Fund	\$ 582,979,469	\$ 637,934,110	\$ 649,150,373	\$ 649,130,612	
Capital Projects	17,358,423	14,135,283	10,975,405	11,020,403	
Road Fund	39,984,676	48,508,909	33,304,417	33,304,417	
Community Developmen	7,459,902	7,038,274	13,912,894	14,456,852	
Public Fac Fees Svcs	1,275,419	1,790,384	1,880,063	1,880,063	
Parks Fund	9,506,561	10,381,352	6,814,704	6,814,704	
Co-Wd Automatn Repl	10,222,384	6,134,872	9,188,954	6,788,954	
Gen Govt Bldg Repl	8,970,060	5,817,246	3,255,772	3,255,772	
Tax Reduction Rsv	4,341,880	2,070,523	1,514,975	1,514,975	
Roads - Impact Fees	1,335,170	1,221,116	---	---	
Wildlife and Grazing	7,519	3,766	4,348	4,348	
Drivng Undr Influenc	1,130,598	1,147,876	1,443,541	1,443,541	
Library	11,956,343	13,053,038	13,907,217	13,907,217	

State Controller Schedules		County of San Luis Obispo			Schedule 5
County Budget Act		Summary of Additional Financing Sources by Source and Fund			
		Governmental Funds			
		Fiscal Year 2023-24			
Description	2021-22 Actual	2022-23 Actual	2023-24 Recommended	2023-24 Adopted by the Board of Supervisors	
1	2	3	4	5	
Summarization by Fund					
Fish and Game	44,997	28,692	36,569	36,569	
Solid Waste Management	---	864,553	1,196,562	1,196,562	
Emergency Med Svcs	557,231	555,348	575,000	575,000	
COP Loan DSF	3,625,473	5,300,394	8,279,245	8,279,245	
Psn Oblig Bond DSF	13,675,769	14,972,267	15,060,000	15,060,000	
Total Summarization by Fund	\$ 714,431,874	\$ 770,958,004	\$ 770,500,039	\$ 768,669,234	

Schedule 6

Detail of Additional Financing Sources by Fund and Account

This schedule provides information about the County's financing sources other than fund balance and cancelled Obligated Fund Balance (reserves and designations). Schedule 6 presents the additional financing sources for each governmental fund (sorted by fund and account) in accordance with the Chart of Accounts.

State Controller Schedules		County of San Luis Obispo				Schedule 6
County Budget Act		Detail of Additional Financing Sources by Fund and Account				
		Governmental Funds				
		Fiscal Year 2023-24				
Fund Name	Financing Source Category	Financing Source Account	2021-22 Actual	2022-23 Actual	2023-24 Recommended	2023-24 Adopted by the Board of Supervisors
1	2	3	2	3	4	5
Governmental Fund						
General Fund						
Current Property Taxes						
		Prop Tax-Curr Sec	\$ 137,463,005	\$ 147,139,887	\$ 153,906,156	\$ 153,906,156
		Prop Tax-Unitary	4,920,304	4,523,249	4,425,948	4,425,948
		Supp-Curr Secured	3,298,724	4,809,193	2,345,990	2,345,990
		RDA Tax	(4,264,719)	(4,412,051)	(4,588,533)	(4,588,533)
		Return RDA Passthru-	2,274,743	2,394,870	2,386,480	2,386,480
		RPTTF Residual Bal	1,885,541	2,058,533	1,497,600	1,497,600
		Prop Tax-Curr Unsec	4,668,614	5,022,873	4,927,626	4,927,626
		Supp-Curr Unsec	15,061	7,826	10,000	10,000
Total Current Property Taxes			\$ 150,261,273	\$ 161,544,380	\$ 164,911,267	\$ 164,911,267
Other Taxes						
		Prop Tax-PY Secured	\$ (348,673)	\$ (347,721)	\$ (350,000)	\$ (350,000)
		Prop Tax-PY Supp Sec	(1,455)	(1,868)	(3,000)	(3,000)
		Prop Tax-PY-Unsec	77,274	50,594	75,000	75,000
		Prop Tax-PY-Sup-Unsc	10,211	14,486	10,000	10,000
		Redemption Fees	18,720	21,960	18,000	18,000
		Delinq-Cost Reimb	191,772	215,352	160,300	160,300
		Penalties/Int-Delinq	220,887	239,455	133,692	133,692
		Pen-Chg of Ownshp	---	---	22,777	22,777
		TLRF Proceeds	1,315,000	1,036,250	1,465,000	1,465,000
		Sales And Use Taxes	16,148,516	15,408,856	16,500,000	16,500,000

State Controller Schedules		County of San Luis Obispo				Schedule 6	
County Budget Act		Detail of Additional Financing Sources by Fund and Account					
		Governmental Funds					
		Fiscal Year 2023-24					
Fund Name	Financing Source Category	Financing Source Account	2021-22 Actual	2022-23 Actual	2023-24 Recommended	2023-24 Adopted by the Board of Supervisors	
1	2	3	2	3	4	5	
Governmental Fund							
General Fund							
Other Taxes							
		Cannabis Related Business Tax	348,840	597,745	645,000	645,000	
		Aircraft Tax	659,973	1,175,044	750,000	750,000	
		Property Trsf Tax	4,456,223	3,164,022	4,080,000	4,080,000	
		Racehorse Tax	7,166	7,135	7,000	7,000	
		Trans Occ Tax	17,151,646	16,547,954	18,375,000	18,375,000	
		Sale-Tax Deeded Prop	72,644	41,437	65,108	65,108	
		Prop Tax in Lieu-VLF	42,715,055	45,635,993	47,461,433	47,461,433	
Total Other Taxes			\$ 83,043,799	\$ 83,806,694	\$ 89,415,310	\$ 89,415,310	
Licenses, Permits, and Franchises							
		Franchise Fees-Cable	\$ 981,209	\$ 1,008,528	\$ 1,024,269	\$ 1,024,269	
		Franch Fees-Gas/Elec	1,521,031	1,907,389	1,392,156	1,392,156	
		Franchise Fees-Garbg	1,317,444	1,341,809	1,597,113	1,597,113	
		Franch Fees-Petrol	22,820	24,148	23,920	23,920	
		Animal Licenses	886,038	879,039	962,598	962,598	
		Business Licenses	164,133	280,851	356,925	356,925	
		Building Permits	1,856,945	1,496,080	1,578,955	1,578,955	
		Grading Permits	---	238	41,400	41,400	
		Plan Check Fees	2,390,697	2,276,474	2,447,854	2,447,854	
		Sub Permits-Mech EI	425,890	1,976,113	1,935,481	1,935,481	
		Bldg Standards Admin	706	1,326	---	---	

State Controller Schedules		County of San Luis Obispo				Schedule 6
County Budget Act		Detail of Additional Financing Sources by Fund and Account				
		Governmental Funds				
		Fiscal Year 2023-24				
Fund Name	Financing Source Category	Financing Source Account	2021-22 Actual	2022-23 Actual	2023-24 Recommended	2023-24 Adopted by the Board of Supervisors
1	2	3	2	3	4	5
Governmental Fund						
General Fund						
Licenses, Permits, and Franchises						
		Minor Use Permit App	40,734	26,271	54,908	54,908
		Land Use Permits	1,761,245	1,557,817	1,501,583	1,653,402
		Plot Plans	314,621	681,096	570,403	570,403
		Gen Plan Amends	133,256	255,044	471,338	471,338
		Ag Preservation Fees	8,173	48,773	72,748	72,748
		Ag B&P 12241 Fee	2,500	2,500	2,200	2,200
		Subdivision Permits	109,330	168,041	151,322	151,322
		Finger Printing Fees	13,062	9,492	12,700	12,700
		Explosive Permits	1,625	1,625	1,700	1,700
		Oth Lic and Permits	411,788	693,440	1,159,678	1,159,678
		Gun Permits	13,650	20,032	13,500	13,500
		Domestic Violence	47,075	53,163	48,108	48,108
		Burial Permits	14,243	13,874	13,581	13,581
		Misc Permits	80,975	161,852	762,402	762,402
		Subpoena DT GC 1563	1,799	2,371	2,250	2,250
		Tobacco Retailer Lic	39,329	35,378	41,234	41,234
		Notary Fee GC 8211	330	405	500	500
		Repo-Vehicl GC 26751	540	660	600	600
Total Licenses, Permits, and Franchises			\$ 12,561,188	\$ 14,923,826	\$ 16,241,426	\$ 16,393,245
Fines, Forfeitures, and Penalties						

State Controller Schedules		County of San Luis Obispo				Schedule 6	
County Budget Act		Detail of Additional Financing Sources by Fund and Account					
		Governmental Funds					
		Fiscal Year 2023-24					
Fund Name	Financing Source Category	Financing Source Account	2021-22 Actual	2022-23 Actual	2023-24 Recommended	2023-24 Adopted by the Board of Supervisors	
1	2	3	2	3	4	5	
Governmental Fund							
General Fund							
Fines, Forfeitures, and Penalties							
		Fine/Forf/Pnlty-Misc	\$ 20	\$ 4,608	\$ ---	\$ ---	
		Land Use Fines	13,577	17,254	4,400	4,400	
		Red Light-VC21453, 5	3,924	2,534	3,065	3,065	
		Proba Drug Fee-PC120	1,433	902	159	159	
		Child Restr-CO	2,172	3,936	2,000	2,000	
		Child Restr-City	997	1,415	1,000	1,000	
		Traffc Sch-VC42007.1	170,001	173,807	159,628	159,628	
		Co Fix It-VC 40611	12,777	12,996	11,734	11,734	
		Co Mtr Veh/Crime	516,666	477,195	495,865	495,865	
		Domestic Violc-PC120	665	258	51	51	
		City Fix It-VC40611	4,402	5,741	6,402	6,402	
		Small Claims Advisor	2,163	2,812	4,100	4,100	
		Superior Court Fines	59,444	46,376	40,000	40,000	
		Judgment-Damages-Set	9,000	45,500	212,235	212,235	
		Bldg Code Invest Fee	72,479	47,640	39,134	39,134	
		Traffic School Fees	950,545	979,166	905,658	905,658	
		Asset Forfeitures	1,274	8,498	26,500	26,500	
		Blood Alcohol Fines	151,998	150,165	163,755	163,755	
		Aids Educ-PC1463.23	576	258	450	450	
		Pen Assmt-Finger ID	243,331	364,085	588,996	588,996	
		Off-Hway Motor Fines	123,482	8,500	100,867	100,867	
		Agriculture Fines	8,351	6,350	---	---	

State Controller Schedules		County of San Luis Obispo				Schedule 6
County Budget Act		Detail of Additional Financing Sources by Fund and Account				
		Governmental Funds				
		Fiscal Year 2023-24				
Fund Name	Financing Source Category	Financing Source Account	2021-22 Actual	2022-23 Actual	2023-24 Recommended	2023-24 Adopted by the Board of Supervisors
1	2	3	2	3	4	5
Governmental Fund						
General Fund						
Fines, Forfeitures, and Penalties						
		Drug Lab-HS11372.5	(698)	(1,421)	(2,462)	(2,462)
		Health-Safety Fines	96	24	266	266
		Cities-Misdemeanors	1,912	1,352	1,912	1,912
		Fees -Alcohol Abuse	31,326	31,914	33,000	33,000
		Parking Fines/Cites	18,715	22,298	22,000	22,000
		City Motor Vehicle F	51,753	60,301	57,100	57,100
		State Penalty PC1464	309,743	303,995	335,694	335,694
		Co Portion GC 76000	136,613	154,838	125,000	125,000
		Adm Pen-HS 25187	---	---	100,000	100,000
		DNA Database	14,387	17,445	12,000	12,000
Total Fines, Forfeitures, and Penalties			\$ 2,913,124	\$ 2,950,742	\$ 3,450,509	\$ 3,450,509
Revenue from Use of Money & Property						
		Interest Revenue	\$ 1,458,931	\$ 4,761,790	\$ 7,400,000	\$ 7,400,000
		Interest Rev-Pension	1,423,050	987,680	---	---
		Interest-PTax Refund	(17,772)	(18,984)	(50,000)	(50,000)
		Communication Lease	14,125	22,379	18,765	18,765
		Rent-Land/Bldg-ST	71,040	81,723	60,553	60,553
		Rent-Land/Bldg-LT	296,016	313,251	303,339	303,339
		Farm-Land Rent	10,104	9,476	10,000	10,000
		Rental of Vets Bldg	31,604	48,826	50,000	50,000

State Controller Schedules		County of San Luis Obispo				Schedule 6	
County Budget Act		Detail of Additional Financing Sources by Fund and Account					
		Governmental Funds					
		Fiscal Year 2023-24					
Fund Name	Financing Source Category	Financing Source Account	2021-22 Actual	2022-23 Actual	2023-24 Recommended	2023-24 Adopted by the Board of Supervisors	
1	2	3	2	3	4	5	
Governmental Fund							
General Fund							
Revenue from Use of Money & Property							
Total Revenue from Use of Money & Property \$ 3,287,098 \$ 6,206,140 \$ 7,792,657 \$ 7,792,657							
Intergovernmental Revenue							
State Aid							
		St Aid-Rln-SI Tx-DSS	\$ 12,960,984	\$ 13,975,132	\$ 15,884,184	\$ 15,884,184	
		St Aid-Rln-S Tx-MH	5,628,773	5,628,773	5,628,773	5,628,773	
		St Aid-Rln-S Tx-Hlth	92,489	639,891	1,807,329	1,807,329	
		St Aid-Realign-VLF	4,225,250	4,518,670	4,699,044	4,376,538	
		St Aid-Rlgn-VLF-Gr	134,007	---	---	---	
		St Aid-Rlgn-SS-Grwth	500,000	3,999,207	3,015,218	3,015,218	
		St Aid-Rlgn-VLF Coll	99,273	99,273	99,723	99,723	
		St Aid-Rlgn-MH-Grwth	---	1,492,263	---	---	
		St Aid-Rlgn-H-Grwth	---	821	---	---	
		St Aid-SB90	404,889	477,508	468,610	468,610	
		St Aid-Extradition	21,028	20,202	25,000	25,000	
		St Aid-Agriculture	1,027,761	1,070,585	1,017,178	1,017,178	
		St Aid-Nuclear Plng	1,709,876	2,349,266	2,265,429	2,265,429	
		St Aid-Veteran Affrs	113,706	209,938	220,939	220,939	
		St Aid-HO Prp Tx Rif	779,003	781,835	795,243	795,243	
		St Aid-CMC/ASH Cases	2,055,699	1,740,993	1,724,977	1,724,977	
		St Aid-Ins Fraud Inv	39,467	24,834	---	---	
		St Aid-DMV-Veh Crime	292,582	293,914	300,675	300,675	

State Controller Schedules		County of San Luis Obispo				Schedule 6
County Budget Act		Detail of Additional Financing Sources by Fund and Account				
		Governmental Funds				
		Fiscal Year 2023-24				
Fund Name	Financing Source Category	Financing Source Account	2021-22 Actual	2022-23 Actual	2023-24 Recommended	2023-24 Adopted by the Board of Supervisors
1	2	3	2	3	4	5
Governmental Fund						
General Fund						
Intergovernmental Revenue						
State Aid						
		St Aid-Award Grants	2,982,701	2,649,634	1,846,140	1,846,140
		State Aid-Asset Forfeitures	5,582	125,824	84,302	84,302
		St Aid-DNA Testing	84,500	86,088	45,992	45,992
		St Aid-Child Sup Adm	1,353,069	1,486,396	1,425,853	1,425,853
		St Aid-AB 1869-Bkfil	580,803	580,803	580,803	580,803
		St Aid-AB 177-Backfl	---	670,263	466,366	466,366
		St Aid-Other	5,242,341	6,047,818	6,625,364	6,746,589
		St Aid-Current Year	33,512,873	35,065,909	39,050,197	39,133,517
		St Aid-Prior Year	466,813	635,104	---	---
		St Aid-Recoveries	19,623	63,229	21,922	21,922
		St Aid-Medi-Cal	26,108,532	27,665,219	31,751,007	31,751,007
		St Aid-CA Child Svcs	1,217,966	1,307,372	1,351,762	1,351,762
		St Aid-CENCAL	649,028	1,073,156	850,000	1,083,493
		St Aid-Medicare	164,365	120,063	150,000	150,000
		St Aid-Health Pgms	2,556,397	2,099,131	3,309,960	3,309,960
		St Aid-Gas Tax-Uclmd	1,621,816	1,543,400	1,649,878	1,649,878
		St Aid-Region St Hwy	40,000	---	---	---
		St Aid-Public Safety	33,228,736	35,694,238	35,062,794	35,062,794
		St Aid-St-Motor Veh	267,960	253,927	197,384	197,384
		St Aid-SOFP	606,377	558,323	615,000	615,000
		St Aid-Other In-Lieu	186	186	1,503	1,503

State Controller Schedules		County of San Luis Obispo				Schedule 6
County Budget Act		Detail of Additional Financing Sources by Fund and Account				
		Governmental Funds				
		Fiscal Year 2023-24				
Fund Name	Financing Source Category	Financing Source Account	2021-22 Actual	2022-23 Actual	2023-24 Recommended	2023-24 Adopted by the Board of Supervisors
1	2	3	2	3	4	5
Governmental Fund						
General Fund						
Intergovernmental Revenue						
State Aid						
		St Aid-10% SBOC Voc	8,431	5,155	7,800	7,800
		St Aid-SLESF	687,940	839,371	1,042,492	1,042,492
		St Aid-Grants to Agc	70,724	1,696	---	---
		St Aid-Incentives	1,549,565	1,504,427	2,501,806	2,501,806
		State Aid-Disaster	42,653	(42,653)	---	---
		State Aid-MHSA	18,838,646	18,642,928	22,615,654	22,918,713
		St Aid-RImt-Trial Ct	4,379,008	5,480,155	5,914,092	5,914,092
		St Aid-RImt-Local Cm	9,025,803	9,837,537	12,954,865	12,954,865
		St Aid-RImt-DA P Def	238,953	232,673	199,960	199,960
		St Aid-RImt-H&H Svcs	29,571,424	29,318,215	33,809,216	33,809,216
		St Aid-RImt-Supp Law	1,747,764	1,730,284	1,658,020	1,658,020
		St Aid-RImt-CalWORKS	8,476,731	10,396,357	10,660,991	10,660,991
		Total State Aid \$	\$ 215,432,095	\$ 232,995,329	\$ 254,403,445	\$ 254,822,036
Federal Aid						
		Fed Aid-In Lieu-BLM	1,276,867	1,365,336	1,200,000	1,200,000
		Fed Aid-FEMA	---	2,936,936	---	---
		Fed Aid-Health Pgms	10,591,601	6,723,047	2,767,193	2,767,193
		Federal Aid-TCM	12,975	(12,841)	16,656	16,656
		Federal Aid-MAA Pass	509,141	540,603	34,000	34,000
		Federal Aid-MCH	1,640,073	2,323,642	2,284,459	1,694,288
		Fed Aid-Recoveries	34,616	66,773	22,768	22,768

State Controller Schedules		County of San Luis Obispo					Schedule 6
County Budget Act		Detail of Additional Financing Sources by Fund and Account					
		Governmental Funds					
		Fiscal Year 2023-24					
Fund Name	Financing Source Category	Financing Source Account	2021-22 Actual	2022-23 Actual	2023-24 Recommended	2023-24 Adopted by the Board of Supervisors	
1	2	3	2	3	4	5	
Governmental Fund							
General Fund							
Intergovernmental Revenue							
Federal Aid							
		Federal Aid- CDBG Covid Funds	---	43,337	---	---	
		Fed Aid-HOME Funds	---	26,779	---	---	
		Federal Aid-ESG Covid Funds	1,546,041	2,782,561	---	---	
		Fed Aid-ESG Funds	186,128	134,610	---	---	
		Fed Aid-SNAP Funds	279,495	336,817	384,287	384,287	
		Fed Aid-Security	241,235	162,205	5,000	5,000	
		Fed Aid-SCAAP	156,642	115,764	140,000	140,000	
		SLOCO Federal Aid- Local and Tribal	---	14,167	---	---	
		Fed Aid-Drug & amp; Alc	1,703,153	1,816,235	1,948,466	1,948,466	
		Fed Aid-Pass-thru Gr	2,964,025	3,305,627	2,780,930	2,780,930	
		Fed Aid-Other	2,696,433	2,656,028	4,333,902	4,333,902	
		Fed Aid-AssetForfeit	46,988	22,637	---	---	
		Fed Aid-Welfare Admn	33,804,432	38,928,359	39,290,555	39,290,555	
		Fed Aid-Abatement	10,867	22,976	27,974	27,974	
		Fed Aid-Prior Year	(55,396)	(908,397)	---	---	
		Fed Aid-Perinatal	62,704	69,036	72,569	72,569	
		Fed Aid-HUD Grants	1,061,065	1,073,329	---	---	
		Fed Aid-Pub Hlth Sec	698,751	896,358	712,005	712,005	
		Fed Aid-Child Sup Ad	2,626,546	2,885,356	2,767,832	2,767,832	
		Fed Aid-WIA	1,247,129	1,898,366	2,892,906	2,892,906	
		Fed Aid-USDA	1,271,501	1,450,035	1,568,086	1,568,086	

State Controller Schedules		County of San Luis Obispo				Schedule 6	
County Budget Act		Detail of Additional Financing Sources by Fund and Account					
		Governmental Funds					
		Fiscal Year 2023-24					
Fund Name	Financing Source Category	Financing Source Account	2021-22 Actual	2022-23 Actual	2023-24 Recommended	2023-24 Adopted by the Board of Supervisors	
1	2	3	2	3	4	5	
Governmental Fund							
General Fund							
Intergovernmental Revenue							
Federal Aid							
		Federal Aid-SmWtrSys	---	---	60,000	60,000	
		Federal Aid-CCS	631,283	447,660	282,441	282,441	
		Federal Aid-CHDP	360,392	238,746	448,273	448,273	
		Fed Aid - ARPA	6,676,566	17,048,787	3,064,512	3,064,512	
		Total Federal Aid	\$ 72,281,253	\$ 89,410,877	\$ 67,104,814	\$ 66,514,643	
Other Governmental Aid							
		Other Govt Aid	1,676,448	1,856,019	1,958,600	1,958,600	
		Other Govt Aid-CaWks	131,703	171,912	333,007	333,007	
		Total Other Governmental Aid	\$ 1,808,151	\$ 2,027,931	\$ 2,291,607	\$ 2,291,607	
		Total Intergovernmental Revenue	\$ 289,521,499	\$ 324,434,137	\$ 323,799,866	\$ 323,628,286	
Charges for Current Services							
		Affordable Housng In	\$ 38,657	\$ (9,410)	\$ ---	\$ ---	
		Appeal Fee	15,281	12,684	15,800	15,800	
		Affordable Hsg Impac	8,038	(164)	---	---	
		Rev Trfr from Trusts	15,750	---	74,411	74,411	
		Blngs OH-Out Agcy	39,719	17,959	---	---	
		Oth Billgs to Cts	558,411	425,165	439,826	439,826	
		Blngs To Outside Age	1,503,990	1,300,233	1,295,716	1,295,716	
		Preapplication Confe	110,608	96,515	78,700	78,700	
		Flood Haz Prop Repts	1,017	688	558	558	

State Controller Schedules		County of San Luis Obispo				Schedule 6
County Budget Act		Detail of Additional Financing Sources by Fund and Account				
Governmental Funds						
Fiscal Year 2023-24						
Fund Name	Financing Source Category	Financing Source Account	2021-22 Actual	2022-23 Actual	2023-24 Recommended	2023-24 Adopted by the Board of Supervisors
1	2	3	2	3	4	5
Governmental Fund						
General Fund						
Charges for Current Services						
		Fire Suppr-Cost Rmb	120,379	4,396	175,000	175,000
		Fire Sup-Eq Cost Rmb	117,413	17,205	250,000	250,000
		Ambulance Reimb	112,589	172,849	194,361	194,361
		Pub Ed & Govt Access	94,500	97,800	---	---
		Monitoring Fee-PC120	3,330	---	---	---
		Transfer Fee-PC1203.9(d)	341	---	---	---
		Juv Inf Sup WIC654L	58,000	58,000	58,000	58,000
		Air Qual Mitigation	540	210	---	---
		Prob Mgt Fee- Adult	203	---	---	---
		Sentencing Report	1,146	---	---	---
		Rest Coll-PC1203.1	17,391	2	---	---
		Red Installment Plan	1,197	1,926	1,095	1,095
		Redemption Monthly Plans Setup Fees	5,082	4,648	5,265	5,265
		Red Plan Direct Mail Fees	1,134	1,407	1,250	1,250
		Red Plan Email Fees	4,228	4,273	4,840	4,840
		Administrative Svcs	1,946,905	2,158,699	2,124,272	2,124,272
		Admin Fee-SLOCTBID	72,187	62,236	75,500	75,500
		Admin Fee-GC 29142	67,139	69,714	72,503	72,503
		Special Asssmt Fees	165,066	167,366	167,366	167,366
		Admin Fee-RDA Dissol	26,349	24,751	29,500	29,500
		Prop Redempt Search	31,205	39,210	31,500	31,500
		Election Services	89,069	951,958	40,000	40,000

State Controller Schedules		County of San Luis Obispo				Schedule 6	
County Budget Act		Detail of Additional Financing Sources by Fund and Account					
		Governmental Funds					
		Fiscal Year 2023-24					
Fund Name	Financing Source Category	Financing Source Account	2021-22 Actual	2022-23 Actual	2023-24 Recommended	2023-24 Adopted by the Board of Supervisors	
1	2	3	2	3	4	5	
Governmental Fund							
General Fund							
Charges for Current Services							
		Def Entry of Judgmt	2,800	2,250	6,000	6,000	
		Segregations Fee	---	45	45	45	
		DMV Delinquent Vesse	1,139	1,175	1,110	1,110	
		Unsec Delinq Collctn	23,450	20,565	35,525	35,525	
		Other Court-Ord Rmb	3,287	1,053	---	---	
		Public Def Reim Fee	5,345	---	---	---	
		Legal Services	47,500	101,575	73,100	73,100	
		Invol Lien Notice	7,029	9,636	10,000	10,000	
		Proc-Install Fee	1,788	8	---	---	
		Environ Assmt	609,540	1,191,445	1,042,851	1,042,851	
		LAFCO Processing Fee	---	---	1,279	1,279	
		Publication Fees	---	17,280	14,850	14,850	
		Filing Fees-Corner R	3,961	3,808	3,196	3,196	
		Allocation Admin Fee	17,484	4,466	9,600	9,600	
		Data Proc-Info Svcs	49,829	45,796	49,398	49,398	
		Comm Service Rev	3,383	8,993	---	---	
		Fire Protection Svcs	3,356,184	3,291,527	3,446,985	3,446,985	
		Agricultural Svcs	189,179	155,712	200,250	200,250	
		Home Detention Pgm	240	---	---	---	
		Standardization Insp	7,100	41,295	11,790	11,790	
		Alternative Work Pgm	666	---	---	---	
		Alt Sentencing Prog	150	---	---	---	

State Controller Schedules		County of San Luis Obispo				Schedule 6
County Budget Act		Detail of Additional Financing Sources by Fund and Account				
Governmental Funds						
Fiscal Year 2023-24						
Fund Name	Financing Source Category	Financing Source Account	2021-22 Actual	2022-23 Actual	2023-24 Recommended	2023-24 Adopted by the Board of Supervisors
1	2	3	2	3	4	5
Governmental Fund						
General Fund						
Charges for Current Services						
		Civil Process Svcs	64,198	65,597	72,000	72,000
		Estate Fees	19,091	9,935	69,297	69,297
		Conservatorship Fees	172,741	136,742	79,526	79,526
		Public Rep Payee Fee	40,882	37,052	42,432	42,432
		Humane Services	4,731	4,638	8,987	8,987
		Impound Fees	29,255	30,498	47,670	47,670
		Boarding Fees	55,289	53,276	72,096	72,096
		Animal Placement	56,794	66,274	70,881	70,881
		Law Enf Svcs	289,667	206,938	237,263	237,263
		Booking Fees-Cities	456,312	456,312	456,312	456,312
		Recorder's Spec Proj	242,588	268,190	357,586	357,586
		Recording Fees - Electronic	83,498	56,301	44,917	44,917
		SB2 Affordable Housing Fee - Admin	177,169	71,276	100,000	100,000
		Rec Fee-Micrographcs	50,824	38,869	52,573	52,573
		Rec Fee-Real Estate	260,761	254,321	258,000	258,000
		Rec Fee-SSN Redact	6,294	4,721	6,294	6,294
		Recording Fees	1,379,959	787,439	905,000	905,000
		Recording Fee-VHS	5,245	15,989	5,362	5,362
		Civil Fee GC26746	61,431	63,997	74,721	74,721
		Development Fee	24,665	32,355	33,022	33,022
		Sep Tax Bill Costs	54,707	48,993	65,000	65,000
		Reimb of Proj Costs	6,600	32,779	9,000	9,000

State Controller Schedules		County of San Luis Obispo				Schedule 6
County Budget Act		Detail of Additional Financing Sources by Fund and Account				
		Governmental Funds				
		Fiscal Year 2023-24				
Fund Name	Financing Source Category	Financing Source Account	2021-22 Actual	2022-23 Actual	2023-24 Recommended	2023-24 Adopted by the Board of Supervisors
1	2	3	2	3	4	5
Governmental Fund						
General Fund						
Charges for Current Services						
		Road Abandonment	43,926	75,573	87,759	87,759
		Curb & Gutter Waiver	533	291	1,164	1,164
		Medical Records Fee	1,938	1,204	1,000	1,000
		Nursing Fees	140,469	182,963	111,000	111,000
		Public Hlth VHS Fees	237,683	246,920	260,140	260,140
		EMSA Fees	14,096	14,499	27,943	27,943
		Laboratory Services	225,331	317,609	388,591	388,591
		Supplemental Roll-5%	892,215	1,320,330	795,000	795,000
		MH Svcs-Medicare	18,060	14,057	22,500	22,500
		Alcoholism Services	18,674	14,827	27,000	27,000
		Sanitation Services	3,453,120	3,569,412	3,745,718	3,745,718
		Inst Care/Sv-SB855	56,145	79,262	35,753	35,753
		Cuts & Comb Req	4,380	3,980	6,000	6,000
		Adoption Fees	9,600	11,700	14,000	14,000
		Rec Fee-Info System	---	110	---	---
		Calif Children Svcs	4,607	6,459	3,000	3,000
		Insurance Payments	358,868	208,296	292,692	292,692
		AB939-Waste Tipping	20,932	25,922	21,000	21,000
		Copying Fees	5,682	5,749	5,985	5,985
		Group Entr/Day Use	147,679	140,802	100,000	100,000
		Concession Income	5,593	12,046	21,000	21,000
		Swimming Pool Fees	1,919	9,671	15,000	15,000

State Controller Schedules		County of San Luis Obispo				Schedule 6
County Budget Act		Detail of Additional Financing Sources by Fund and Account				
		Governmental Funds				
		Fiscal Year 2023-24				
Fund Name	Financing Source Category	Financing Source Account	2021-22 Actual	2022-23 Actual	2023-24 Recommended	2023-24 Adopted by the Board of Supervisors
1	2	3	2	3	4	5
Governmental Fund						
General Fund						
Charges for Current Services						
		Mobl Home Dup Tx Clr	184	225	250	250
		Other Clerk Fees	553,373	579,355	541,660	541,660
		Miscellaneous Fees	235,449	219,045	239,551	239,551
		Com Acknowledg Fee	162	---	495	495
		Monumentation Fees	7,622	---	29,042	29,042
		Bldg Perm Rev-Drain	71,097	62,100	---	---
		Bldg Perm Rev-Flood	8,945	6,765	2,435	2,435
		Stormwater Compliance	3,024	1,741	23,630	23,630
		Recreational Program	24,346	20,219	30,000	30,000
		Special Events	7,440	5,166	1,000	1,000
		Dev Plan Insp	114,110	175,152	154,201	154,201
		Parc Map Ck thru T/A	10,978	11,716	---	---
		Trct Map Ck thru T/A	1,996	5,400	---	---
		Records of Survey	80,466	86,280	80,780	80,780
		Other Service Charge	44,970	47,224	72,935	72,935
		Deferred Comp Admin	---	54,655	68,000	68,000
		MH Svcs-Self Pay	23,468	5,350	11,400	11,400
		Pgm Rev-Child & Fam	133,518	587,227	218,784	218,784
		Book-Pamph-Brochures	330	113,747	35,300	35,300
		Map Sales	803	55	200	200
		Public Info Sale	20,606	22,661	23,144	23,144
		PM Inspect-Imp Plans	110,288	102,775	145,615	145,615

State Controller Schedules		County of San Luis Obispo				Schedule 6	
County Budget Act		Detail of Additional Financing Sources by Fund and Account					
		Governmental Funds					
		Fiscal Year 2023-24					
Fund Name	Financing Source Category	Financing Source Account	2021-22 Actual	2022-23 Actual	2023-24 Recommended	2023-24 Adopted by the Board of Supervisors	
1	2	3	2	3	4	5	
Governmental Fund							
General Fund							
Charges for Current Services							
		TM Inspect-Imp Plans	307,678	241,359	783,947	783,947	
		Lot Line Adjust Appl	5,548	4,798	6,520	6,520	
		Cond Use Pmt/Dev Pla	20,543	25,933	58,410	58,410	
		Cert Compliance Unco	2,466	2,192	279	279	
		Map Amendments	---	16	---	---	
		Lot Line Adjust Chk	9,998	11,894	4,301	4,301	
		Annexation Map Rev	3,444	1,441	39,878	39,878	
		SB2557 Admin Fee	1,437,474	1,452,402	1,753,647	1,753,647	
		Bulk Transfer Fee	1,480	1,225	1,400	1,400	
		Subd/Prcl Tr Map Fee	2,297	2,602	3,555	3,555	
		CA Cannabis Authority Fee	7,840	1,684	---	---	
		Cannabis Compliance	---	63,568	144,966	144,966	
		Water Sales-Resale	64,485	50,314	60,000	60,000	
Total Charges for Current Services			\$ 22,077,500	\$ 23,547,403	\$ 23,626,951	\$ 23,626,951	
Other Revenues							
		Other Revenue	\$ 303,379	\$ 259,210	\$ 419,384	\$ 419,384	
		Sem-Conf-Wkshop Fee	19,075	38,650	74,000	74,000	
		Settlemnts-Environ	10,880	43,500	212,235	212,235	
		Prior Year Rev Adj	1,896	---	---	---	
		Prior Year Ref-Adj	24,408	2,591	---	---	

State Controller Schedules		County of San Luis Obispo				Schedule 6
County Budget Act		Detail of Additional Financing Sources by Fund and Account				
		Governmental Funds				
		Fiscal Year 2023-24				
Fund Name	Financing Source Category	Financing Source Account	2021-22 Actual	2022-23 Actual	2023-24 Recommended	2023-24 Adopted by the Board of Supervisors
1	2	3	2	3	4	5
Governmental Fund						
General Fund						
Other Revenues						
		Reimbursements-Co Sh	380,544	361,019	355,458	355,458
		Refunds-Rebates	126	10,544	---	---
		Tax Dept-Rtd Ck Fee	9,564	8,560	8,400	8,400
		Sale-Fixed Assets	107,286	14,932	---	---
		Adv Costs Tx Dd Prop	350	384	2,800	2,800
		Other Reimbursements	866,892	769,788	643,013	643,013
		Employee Reimburseme	---	190	250	250
		Employee Meals	1,566	653	1,000	1,000
		Other Sales	25,073	3,352	10,380	10,380
		Nuisance Abatement	97,822	95,354	62,668	62,668
		Svc Chg-Rtd Cks	5,065	4,869	4,253	4,253
		1915 Collection Fee	26,395	26,375	26,350	26,350
		Weed-Fire Abatement	6,105	5,440	10,000	10,000
		Contrib-Non-Govtl	95,440	237,925	387,695	387,695
		Contributed Capital	55,441	---	---	---
		Grants-Non-Govtl	428,354	627,850	1,265,989	1,265,989
		Cash Overages	4,493	2,796	1,500	1,500
		Sett-Damages-Ins	124,080	7,672	---	---
		Invoice Variances	2,450	2,373	905	905
		Tobacco Settlement	2,500,000	2,600,000	2,700,000	2,700,000
		LOCSD - Loan Payment	20,000	120,000	60,000	60,000

State Controller Schedules		County of San Luis Obispo					Schedule 6
County Budget Act		Detail of Additional Financing Sources by Fund and Account					
		Governmental Funds					
		Fiscal Year 2023-24					
Fund Name	Financing Source Category	Financing Source Account	2021-22 Actual	2022-23 Actual	2023-24 Recommended	2023-24 Adopted by the Board of Supervisors	
1	2	3	2	3	4	5	
Governmental Fund							
General Fund							
Other Revenues							
Total Other Revenues			\$ 5,116,684	\$ 5,244,027	\$ 6,246,280	\$ 6,246,280	
Interfund							
		IFR-IS-VoIP	\$ 51,982	\$ 42,854	\$ 41,742	\$ 41,742	
		IFR-IS-ITD NW Svcs	391,572	169,395	172,022	172,022	
		IFR-IS-Planning	8,047	---	---	---	
		IFR-IS-GS S/S	291,648	355,883	731,344	731,344	
		IFR-IS-Health Bill	101,730	136,552	168,765	168,765	
		IFR-IS-Maint Prj	2,656	---	---	---	
		IFR-IS-ITD Ent Svcs	1,130,458	826,942	970,508	970,508	
		IFR-IS-Personnel	588	---	---	---	
		IFR-IS-Drug & Alc	26,677	117,013	---	---	
		IFR-IS-ITD Dept Svcs	349,476	479,885	340,067	340,067	
		IFR-IS-ITD Radio	62,630	53,046	50,562	50,562	
		IFR-IS-Sher Sup	837,999	876,523	757,187	757,187	
		IFR-IS-G/S Other	471,635	455,795	488,359	488,359	
		IFR-IS-CDF Chgs	---	---	926,689	926,689	
		IFR-IS-Mental Health	---	32,742	---	---	
		IFR-IS-Parks Blngs	451,080	348,342	400,000	400,000	
		IFR-MCA-ITD Voice	58,513	62,721	59,101	59,101	
		IFR-MCA-Postage	21,978	24,859	21,279	21,279	
		IFR-IAA-Labor-Reg	---	116	---	---	

State Controller Schedules		County of San Luis Obispo				Schedule 6	
County Budget Act		Detail of Additional Financing Sources by Fund and Account					
		Governmental Funds					
		Fiscal Year 2023-24					
Fund Name	Financing Source Category	Financing Source Account	2021-22 Actual	2022-23 Actual	2023-24 Recommended	2023-24 Adopted by the Board of Supervisors	
1	2	3	2	3	4	5	
Governmental Fund							
General Fund							
Interfund							
		IFR-IS-W/O Sett	7,794	14,905	---	---	
		IFR-JE-All Othr Dept	---	41,843	---	---	
		IFR-JE-Admin Office	36,000	61,000	66,000	66,000	
		IFR-JE-Risk Managemt	1,603,218	1,713,165	1,738,930	1,738,930	
		IFR-JE-Aud-Controllr	30,000	30,000	30,000	30,000	
		IFR-JE-Maint Project	698	81,218	---	---	
		IFR-JE-General Svcs	1,001,160	913,348	457,701	457,701	
		IFR-JE-Personnel	244,849	269,110	266,593	266,593	
		IFR-JE-County Counsl	52,300	51,870	112,875	112,875	
		IFR-JE-Public Health	109,346	104,853	328,643	328,643	
		IFR-JE-Mental Health	31,645	---	---	---	
		IFR-JE-Sheriff	542	---	3,150	3,150	
		IFR-JE-CDF	1,112,573	1,596,321	727,827	727,827	
		IFR-JE-Planning	747,037	311,241	---	---	
		IFR-JE-SB 2557	300,316	301,245	299,421	299,421	
		IFR-JE-Co-Wide OH	3,237,716	3,469,932	3,954,565	3,954,565	
		IFR-JE-Soc Svcs	---	376,221	51,587	51,587	
		IFR-JE-Utilit-Op Ctr	64,575	47,184	65,000	65,000	
		IFR-JE-Parks	96,485	95,066	98,781	98,781	
Total Interfund \$			12,934,922 \$	13,461,191 \$	13,328,698 \$	13,328,698	
Other Financing Sources							

State Controller Schedules		County of San Luis Obispo			Schedule 6	
County Budget Act		Detail of Additional Financing Sources by Fund and Account				
Governmental Funds						
Fiscal Year 2023-24						
Fund Name	Financing Source Category	Financing Source Account	2021-22 Actual	2022-23 Actual	2023-24 Recommended	2023-24 Adopted by the Board of Supervisors
1	2	3	2	3	4	5
Governmental Fund						
General Fund						
Other Financing Sources						
		Operating Trans-In	\$ ---	\$ 73,059	\$ ---	\$ ---
		OTI - Intrafund (m)	210,769	1,127,736	---	---
		OTI-Gen Fd	---	236,588	---	---
		Op Transf-In-Fed Fds-ARPA	22,368	24,750	---	---
		Int Loan Prin (m)	824,308	153,864	143,636	143,636
		Int Loan Int Repaid	204,936	199,572	193,774	193,774
Total Other Financing Sources			\$ 1,262,381	\$ 1,815,569	\$ 337,410	\$ 337,410
Total General Fund Financing Sources			\$ 582,979,469	\$ 637,934,110	\$ 649,150,373	\$ 649,130,612
Capital Projects						
Revenue from Use of Money & Property						
		Interest Revenue	\$ 70,195	\$ 235,708	\$ ---	\$ ---
Total Revenue from Use of Money & Property			\$ 70,195	\$ 235,708	\$ ---	\$ ---
Intergovernmental Revenue						
State Aid						
		St Aid-Veteran Affrs	\$ ---	\$ 1,000,000	\$ ---	\$ ---
		St Aid-Award Grants	---	565,006	---	---
		St Aid-Other	---	47,151	---	---
		St Aid-Region St Hwy	205,670	110,604	---	---

State Controller Schedules		County of San Luis Obispo					Schedule 6
County Budget Act		Detail of Additional Financing Sources by Fund and Account					
Governmental Funds							
Fiscal Year 2023-24							
Fund Name	Financing Source Category	Financing Source Account	2021-22 Actual	2022-23 Actual	2023-24 Recommended	2023-24 Adopted by the Board of Supervisors	
1	2	3	2	3	4	5	
Governmental Fund							
Capital Projects							
Intergovernmental Revenue							
State Aid							
		St Aid-Bike Lanes/Tr	390,092	---	---	---	
		Total State Aid	\$ 595,762	\$ 1,722,761	\$ ---	\$ ---	
Federal Aid							
		Fed Aid-Pass-thru Gr	54,000	86,146	---	---	
		Fed Aid-ATP	105,010	483,935	---	---	
		Total Federal Aid	\$ 159,010	\$ 570,082	\$ ---	\$ ---	
		Total Intergovernmental Revenue	\$ 754,772	\$ 2,292,843	\$ ---	\$ ---	
Charges for Current Services							
		Rev Trfr from Trusts	\$ ---	\$ ---	\$ 244,000	\$ 244,000	
		Oth Billgs to Cts	17,708	516,074	494,416	494,416	
		Parkland Fee-Quimby	---	50,000	---	---	
		Total Charges for Current Services	\$ 17,708	\$ 566,074	\$ 738,416	\$ 738,416	
Other Revenues							
		Contrib-Non-Govtl	---	64,863	---	---	
		Grants-Non-Govtl	---	60,000	---	---	
		Total Other Revenues	\$ ---	\$ 124,863	\$ ---	\$ ---	
Interfund							

State Controller Schedules		County of San Luis Obispo				Schedule 6	
County Budget Act		Detail of Additional Financing Sources by Fund and Account					
		Governmental Funds					
		Fiscal Year 2023-24					
Fund Name	Financing Source Category	Financing Source Account	2021-22 Actual	2022-23 Actual	2023-24 Recommended	2023-24 Adopted by the Board of Supervisors	
1	2	3	2	3	4	5	
Governmental Fund							
Capital Projects							
Interfund							
		IFR-JE-CapAsset Fndg	\$ 116,842	\$ 1,564,151	\$ 3,187,204	\$ 3,187,204	
Total Interfund			\$ 116,842	\$ 1,564,151	\$ 3,187,204	\$ 3,187,204	
Other Financing Sources							
		Operating Trans-In	\$ 6,786	\$ ---	\$ ---	\$ ---	
		OTI-Proceeds-Bond- A	9,051,598	1,422,948	---	---	
		OTI-Gen Fd	5,791,308	4,659,490	4,497,925	4,542,923	
		OTI-Gen Gov Bldg Rep	1,160,090	1,696,654	1,738,659	1,738,659	
		OTI-PFF-Library	---	41,796	595,405	595,405	
		OTI-PFF-Fire	---	611,302	---	---	
		OTI-PFF-Parks	30,949	183,398	217,796	217,796	
		OTI-PFF-Law Enf	---	611,302	---	---	
		Op Transf-In-Fed Fds-ARPA	206,107	124,753	---	---	
		OTI-Int Ln Proc (m)	152,067	---	---	---	
Total Other Financing Sources			\$ 16,398,905	\$ 9,351,644	\$ 7,049,785	\$ 7,094,783	
Total Capital Projects Financing Sources			\$ 17,358,423	\$ 14,135,283	\$ 10,975,405	\$ 11,020,403	
Road Fund							
Current Property Taxes							
		Prop Tax-Curr Sec	\$ 1,713,764	\$ 1,836,595	\$ 1,901,912	\$ 1,901,912	

State Controller Schedules		County of San Luis Obispo				Schedule 6
County Budget Act		Detail of Additional Financing Sources by Fund and Account				
		Governmental Funds				
		Fiscal Year 2023-24				
Fund Name	Financing Source Category	Financing Source Account	2021-22 Actual	2022-23 Actual	2023-24 Recommended	2023-24 Adopted by the Board of Supervisors
1	2	3	2	3	4	5
Governmental Fund						
Road Fund						
Current Property Taxes						
		Prop Tax-Unitary	171,658	157,719	141,771	141,771
		Supp-Curr Secured	40,910	59,433	---	---
		Prop Tax-Curr Unsec	57,692	62,071	60,894	60,894
		Supp-Curr Unsec	187	97	---	---
Total Current Property Taxes			\$ 1,984,210	\$ 2,115,914	\$ 2,104,577	\$ 2,104,577
Other Taxes						
		Prop Tax-PY Secured	\$ (4,410)	\$ (4,297)	\$ ---	\$ ---
		Prop Tax-PY Supp Sec	(18)	(23)	---	---
		Prop Tax-PY-Unsec	960	625	---	---
		Prop Tax-PY-Sup-Unsc	126	179	---	---
		Penalties/Int-Delinq	79	170	---	---
Total Other Taxes			\$ (3,263)	\$ (3,346)	\$ ---	\$ ---
Revenue from Use of Money & Property						
		Interest Revenue	\$ 113,511	\$ 385,356	\$ 100,000	\$ 100,000
		Interest-PTax Refund	(221)	(235)	---	---
Total Revenue from Use of Money & Property			\$ 113,290	\$ 385,122	\$ 100,000	\$ 100,000
Intergovernmental Revenue						

State Controller Schedules		County of San Luis Obispo					Schedule 6
County Budget Act		Detail of Additional Financing Sources by Fund and Account					
		Governmental Funds					
		Fiscal Year 2023-24					
Fund Name	Financing Source Category	Financing Source Account	2021-22 Actual	2022-23 Actual	2023-24 Recommended	2023-24 Adopted by the Board of Supervisors	
1	2	3	2	3	4	5	
Governmental Fund							
Road Fund							
Intergovernmental Revenue							
State Aid							
		St Aid-HO Prp Tx Rif	\$ 9,627	\$ 9,662	\$ 9,659	\$ 9,659	
		St Aid-Prior Year	64,776	---	---	---	
		St Aid-Hwy Users Tax	8,844,952	9,108,403	10,700,000	10,700,000	
		State Aid-STIP	372,917	115,699	---	---	
		St Aid-Construction	48,982	25,727	---	---	
		St Aid-Urban St Hwy	22,702	212,177	---	---	
		St Aid-Region St Hwy	1,074,534	15,387	---	---	
		St Aid-Transp-SB325	3,840,678	3,799,838	3,000,000	3,000,000	
		St Aid-SB1 Road Maint Rehab Acct (RM	7,922,355	8,780,747	9,700,000	9,700,000	
		St Aid-ISTEA	578,060	578,060	578,060	578,060	
		Total State Aid	\$ 22,779,584	\$ 22,645,700	\$ 23,987,719	\$ 23,987,719	
Federal Aid							
		Fed Aid-Construction	1,572,113	2,797,650	---	---	
		Fed Aid-Bridge Tolls	66,665	59,152	---	---	
		Fed Aid-Forest Rsv	14,572	14,392	13,523	13,523	
		Fed Aid-Highway Safety Improvement (929,981	1,186,685	---	---	
		Fed Aid-Congestion Mitigation Air Qualit	410,683	1,461	---	---	
		Fed Aid-Prior Year	128,503	217,828	---	---	
		Fed Aid-Pr Yr BridgT	(0)	46	---	---	
		Total Federal Aid	\$ 3,122,517	\$ 4,277,215	\$ 13,523	\$ 13,523	
		Total Intergovernmental Revenue	\$ 25,902,101	\$ 26,922,914	\$ 24,001,242	\$ 24,001,242	

State Controller Schedules		County of San Luis Obispo					Schedule 6
County Budget Act		Detail of Additional Financing Sources by Fund and Account					
		Governmental Funds					
		Fiscal Year 2023-24					
Fund Name	Financing Source Category	Financing Source Account	2021-22 Actual	2022-23 Actual	2023-24 Recommended	2023-24 Adopted by the Board of Supervisors	
1	2	3	2	3	4	5	
Governmental Fund							
Road Fund							
Charges for Current Services							
		Road Permit Fees	\$ 21,356	\$ 25,662	\$ 21,682	\$ 21,682	
		Chking & Inspe Reimb	---	83,787	---	---	
		Encroachment Permit	223,527	249,207	308,260	308,260	
		Road/Street Svc Chg	51,423	33,886	20,000	20,000	
		Curb & amp; Gutter Waiver	239	241	1,040	1,040	
		Curb,Gutter&Sidewalk	65,314	44,051	6,540	6,540	
		Miscellaneous Fees	672	170	500	500	
Total Charges for Current Services			\$ 362,531	\$ 437,004	\$ 358,022	\$ 358,022	
Other Revenues							
		Other Revenue	\$ (5,000)	\$ ---	\$ ---	\$ ---	
		Other Reimbursements	20,972	105,263	---	---	
		Svc Chg-Rtd Cks	16	---	---	---	
		Sett-Damages-Ins	102,199	3,322	---	---	
		Invoice Variances	1,189	206	---	---	
Total Other Revenues			\$ 119,377	\$ 108,791	\$ ---	\$ ---	
Other Financing Sources							
		OTI-Rds Imp	\$ 642,510	\$ 213,453	\$ 412,500	\$ 412,500	
		OTI-Gen Fd	10,863,921	16,329,057	6,328,076	6,328,076	
		Op Transf-In-Fed Fds-ARPA	---	2,000,000	---	---	

State Controller Schedules		County of San Luis Obispo					Schedule 6
County Budget Act		Detail of Additional Financing Sources by Fund and Account					
		Governmental Funds					
		Fiscal Year 2023-24					
Fund Name	Financing Source Category	Financing Source Account	2021-22 Actual	2022-23 Actual	2023-24 Recommended	2023-24 Adopted by the Board of Supervisors	
1	2	3	2	3	4	5	
Governmental Fund							
Road Fund							
Other Financing Sources							
Total Other Financing Sources			\$ 11,506,431	\$ 18,542,510	\$ 6,740,576	\$ 6,740,576	
Total Road Fund Financing Sources			\$ 39,984,676	\$ 48,508,909	\$ 33,304,417	\$ 33,304,417	
Community Development							
Revenue from Use of Money & Property							
Interest Revenue			\$ 1,267	\$ 3,531	\$ ---	\$ ---	
Total Revenue from Use of Money & Property			\$ 1,267	\$ 3,531	\$ ---	\$ ---	
Intergovernmental Revenue							
State Aid							
St Aid-Other			\$ 100,504	\$ 1,248,882	\$ 1,821,992	\$ 1,821,992	
Total State Aid			\$ 100,504	\$ 1,248,882	\$ 1,821,992	\$ 1,821,992	
Federal Aid							
Federal Aid- CDBG Covid Funds			253,440	1,806,173	---	---	
Federal Aid-CDBG Funds			2,284,307	1,126,741	2,155,290	2,155,290	
Federal Aid-HOME Funds			996,518	123,288	1,697,245	1,697,245	
Federal Aid-ESG Covid Funds			3,289,193	2,408,127	5,154	5,154	
Federal Aid-ESG Funds			189,104	274,916	302,809	302,809	
Federal Aid-HUD Grants			---	---	1,108,896	1,108,896	
Total Federal Aid			\$ 7,012,562	\$ 5,739,246	\$ 5,269,394	\$ 5,269,394	

State Controller Schedules		County of San Luis Obispo				Schedule 6
County Budget Act		Detail of Additional Financing Sources by Fund and Account				
		Governmental Funds				
		Fiscal Year 2023-24				
Fund Name	Financing Source Category	Financing Source Account	2021-22 Actual	2022-23 Actual	2023-24 Recommended	2023-24 Adopted by the Board of Supervisors
1	2	3	2	3	4	5
Governmental Fund						
Community Developmen						
Intergovernmental Revenue						
Total Intergovernmental Revenue			\$ 7,113,066	\$ 6,988,127	\$ 7,091,386	\$ 7,091,386
Other Revenues						
Prog Income-HUD			\$ 11,072	\$ ---	\$ ---	\$ ---
Prog Income-Title 29			295,942	6,855	723,273	723,273
Total Other Revenues			\$ 307,014	\$ 6,855	\$ 723,273	\$ 723,273
Other Financing Sources						
OTI-Gen Fd			\$ 38,555	\$ 38,555	\$ 6,098,235	\$ 6,642,193
Op Transf-In-Fed Fds-ARPA			---	1,206	---	---
Total Other Financing Sources			\$ 38,555	\$ 39,761	\$ 6,098,235	\$ 6,642,193
Total Community Developmen Financing Sources			\$ 7,459,902	\$ 7,038,274	\$ 13,912,894	\$ 14,456,852
Public Fac Fees Svcs						
Revenue from Use of Money & Property						
Interest Revenue			\$ 91,176	\$ 270,129	\$ ---	\$ ---
Total Revenue from Use of Money & Property			\$ 91,176	\$ 270,129	\$ ---	\$ ---
Charges for Current Services						

State Controller Schedules		County of San Luis Obispo					Schedule 6
County Budget Act		Detail of Additional Financing Sources by Fund and Account					
		Governmental Funds					
		Fiscal Year 2023-24					
Fund Name	Financing Source Category	Financing Source Account	2021-22 Actual	2022-23 Actual	2023-24 Recommended	2023-24 Adopted by the Board of Supervisors	
1	2	3	2	3	4	5	
Governmental Fund							
Public Fac Fees Svcs							
Charges for Current Services							
		Afford Housng Fee Tr	\$ ---	\$ (3,671)	\$ ---	\$ ---	
		Affordable Housng In	---	3,671	---	---	
		Pub Fac Fee-Library	123,406	142,544	171,532	171,532	
		Pub Fac Fee-Fire	397,200	492,255	645,760	645,760	
		Pub Fac Fee-Parks	343,746	403,159	430,329	430,329	
		Pub Fac Fee-Gen Govt	217,954	296,466	393,308	393,308	
		Pub Fac Fee-Law Enfo	101,936	185,832	239,134	239,134	
Total Charges for Current Services			\$ 1,184,243	\$ 1,520,255	\$ 1,880,063	\$ 1,880,063	
Total Public Fac Fees Svcs Financing Sources			\$ 1,275,419	\$ 1,790,384	\$ 1,880,063	\$ 1,880,063	
Parks Fund							
Fines, Forfeitures, and Penalties							
		Off-Hwy Motor Fines	\$ ---	\$ 60,936	\$ ---	\$ ---	
		Litter Cleanup	500	500	500	500	
Total Fines, Forfeitures, and Penalties			\$ 500	\$ 61,436	\$ 500	\$ 500	
Revenue from Use of Money & Property							
		Interest Revenue	\$ 13,695	\$ 26,363	\$ 20,000	\$ 20,000	
		Rent-Land/Bldg-ST	12,426	13,371	14,000	14,000	
		Rent-Land/Bldg-LT	11,368	9,079	20,000	20,000	

State Controller Schedules		County of San Luis Obispo				Schedule 6	
County Budget Act		Detail of Additional Financing Sources by Fund and Account					
Governmental Funds							
Fiscal Year 2023-24							
Fund Name	Financing Source Category	Financing Source Account	2021-22 Actual	2022-23 Actual	2023-24 Recommended	2023-24 Adopted by the Board of Supervisors	
1	2	3	2	3	4	5	
Governmental Fund							
Parks Fund							
Revenue from Use of Money & Property							
Total Revenue from Use of Money & Property			\$ 37,489	\$ 48,813	\$ 54,000	\$ 54,000	
Intergovernmental Revenue							
State Aid							
		St Aid-Nuclear Plng	\$ 1,200	\$ ---	\$ 3,000	\$ 3,000	
		St Aid-Award Grants	10,902	1,587,714	20,000	20,000	
Total State Aid			\$ 12,102	\$ 1,587,714	\$ 23,000	\$ 23,000	
Total Intergovernmental Revenue			\$ 12,102	\$ 1,587,714	\$ 23,000	\$ 23,000	
Charges for Current Services							
		Blngs To Outside Age	\$ 50,268	\$ ---	\$ 55,000	\$ 55,000	
		Administrative Svcs	258,036	256,033	270,000	270,000	
		Development Fee	990	220	2,000	2,000	
		Camping Fees	3,892,731	3,909,926	4,000,000	4,000,000	
		Daily Passes	584,110	599,353	685,000	685,000	
		Group Entr/Day Use	250,980	240,188	260,000	260,000	
		Vehicle Pass	105,484	152,892	150,000	150,000	
		Season Boat Licenses	27,490	43,315	55,000	55,000	
		Daily Boat Passes	77,726	72,696	125,000	125,000	
		Concession Income	165,433	117,540	175,000	175,000	
		Animal Day Use	84,319	84,358	88,000	88,000	
		Showers-Lockers	46,235	43,081	53,900	53,900	

State Controller Schedules		County of San Luis Obispo				Schedule 6	
County Budget Act		Detail of Additional Financing Sources by Fund and Account					
		Governmental Funds					
		Fiscal Year 2023-24					
Fund Name	Financing Source Category	Financing Source Account	2021-22 Actual	2022-23 Actual	2023-24 Recommended	2023-24 Adopted by the Board of Supervisors	
1	2	3	2	3	4	5	
Governmental Fund							
Parks Fund							
Charges for Current Services							
		Parkland Fee-Quimby	9,796	---	---	---	
		Recreational Program	1,085	---	---	---	
		Special Events	15,340	9,562	12,000	12,000	
		Other Rec Fees	30,885	31,053	35,000	35,000	
Total Charges for Current Services			\$ 5,600,907	\$ 5,560,216	\$ 5,965,900	\$ 5,965,900	
Other Revenues							
		Other Revenue	\$ 53,408	\$ 4,896	\$ 2,000	\$ 2,000	
		Other Reimbursements	3,437	2,767	5,000	5,000	
		Other Sales	41,500	101	---	---	
		Svc Chg-Rtd Cks	---	16	---	---	
		Contrib-Non-Govtl	---	1,500	2,000	2,000	
		Cash Overages	223	312	100	100	
		Invoice Variances	---	11	---	---	
Total Other Revenues			\$ 98,568	\$ 9,602	\$ 9,100	\$ 9,100	
Interfund							
		IFR-IS-Parks Blngs	397,670	405,550	400,000	400,000	
		IFR-JE-All Othr Dept	---	1,507	---	---	
Total Interfund			\$ 397,670	\$ 407,057	\$ 400,000	\$ 400,000	

State Controller Schedules		County of San Luis Obispo				Schedule 6	
County Budget Act		Detail of Additional Financing Sources by Fund and Account					
		Governmental Funds					
		Fiscal Year 2023-24					
Fund Name	Financing Source Category	Financing Source Account	2021-22 Actual	2022-23 Actual	2023-24 Recommended	2023-24 Adopted by the Board of Supervisors	
1	2	3	2	3	4	5	
Governmental Fund							
Parks Fund							
Other Financing Sources							
		OTI-Gen Fd	\$ 2,300,000	\$ 1,034,855	\$ ---	\$ ---	
		OTI-PFF-Parks	559,324	1,359,045	---	---	
		Op Transf-In-Fed Fds-ARPA	500,000	---	---	---	
		OTI-Int Ln Proc (m)	---	312,613	362,204	362,204	
		Total Other Financing Sources	\$ 3,359,324	\$ 2,706,513	\$ 362,204	\$ 362,204	
		Total Parks Fund Financing Sources	\$ 9,506,561	\$ 10,381,352	\$ 6,814,704	\$ 6,814,704	
Co-Wd Automatn Repl							
Revenue from Use of Money & Property							
		Interest Revenue	\$ 123,995	\$ 435,989	\$ ---	\$ ---	
		Total Revenue from Use of Money & Property	\$ 123,995	\$ 435,989	\$ ---	\$ ---	
Other Revenues							
		Prior Year Ref-Adj	\$ ---	\$ 95,473	\$ ---	\$ ---	
		Total Other Revenues	\$ ---	\$ 95,473	\$ ---	\$ ---	
Interfund							
		IFR-JE-Major Sys Dev	\$ ---	\$ 420,000	\$ ---	\$ ---	

State Controller Schedules		County of San Luis Obispo				Schedule 6	
County Budget Act		Detail of Additional Financing Sources by Fund and Account					
		Governmental Funds					
		Fiscal Year 2023-24					
Fund Name	Financing Source Category	Financing Source Account	2021-22 Actual	2022-23 Actual	2023-24 Recommended	2023-24 Adopted by the Board of Supervisors	
1	2	3	2	3	4	5	
Governmental Fund							
Co-Wd Automatr Repl							
Interfund							
Total Interfund			\$ ---	\$ 420,000	\$ ---	\$ ---	
Other Financing Sources							
OTI-Gen Fd			\$ 10,098,389	\$ 5,183,410	\$ 9,188,954	\$ 6,788,954	
Total Other Financing Sources			\$ 10,098,389	\$ 5,183,410	\$ 9,188,954	\$ 6,788,954	
Total Co-Wd Automatr Repl Financing Sources			\$ 10,222,384	\$ 6,134,872	\$ 9,188,954	\$ 6,788,954	
Gen Govt Bldg Repl							
Revenue from Use of Money & Property							
Interest Revenue			\$ 169,110	\$ 577,504	\$ ---	\$ ---	
Total Revenue from Use of Money & Property			\$ 169,110	\$ 577,504	\$ ---	\$ ---	
Other Financing Sources							
OTI-Gen Fd			\$ 8,800,950	\$ 5,239,742	\$ 3,255,772	\$ 3,255,772	
Total Other Financing Sources			\$ 8,800,950	\$ 5,239,742	\$ 3,255,772	\$ 3,255,772	
Total Gen Govt Bldg Repl Financing Sources			\$ 8,970,060	\$ 5,817,246	\$ 3,255,772	\$ 3,255,772	
Tax Reduction Rsv							
Revenue from Use of Money & Property							

State Controller Schedules		County of San Luis Obispo				Schedule 6	
County Budget Act		Detail of Additional Financing Sources by Fund and Account					
		Governmental Funds					
		Fiscal Year 2023-24					
Fund Name	Financing Source Category	Financing Source Account	2021-22 Actual	2022-23 Actual	2023-24 Recommended	2023-24 Adopted by the Board of Supervisors	
1	2	3	2	3	4	5	
Governmental Fund							
Tax Reduction Rsv							
Revenue from Use of Money & Property							
		Interest Revenue	\$ 113,393	\$ 351,723	\$ ---	\$ ---	
Total Revenue from Use of Money & Property			\$ 113,393	\$ 351,723	\$ ---	\$ ---	
Other Revenues							
		SB1090 Proceeds	\$ 1,514,975	\$ 1,514,975	\$ 1,514,975	\$ 1,514,975	
Total Other Revenues			\$ 1,514,975	\$ 1,514,975	\$ 1,514,975	\$ 1,514,975	
Other Financing Sources							
		Int Loan Prin (m)	\$ 2,691,476	\$ 200,168	\$ ---	\$ ---	
		Int Loan Int Repaid	22,036	3,657	---	---	
Total Other Financing Sources			\$ 2,713,512	\$ 203,825	\$ ---	\$ ---	
Total Tax Reduction Rsv Financing Sources			\$ 4,341,880	\$ 2,070,523	\$ 1,514,975	\$ 1,514,975	
Roads - Impact Fees							
Revenue from Use of Money & Property							
		Interest Revenue	\$ 67,351	\$ 207,810	\$ ---	\$ ---	
Total Revenue from Use of Money & Property			\$ 67,351	\$ 207,810	\$ ---	\$ ---	
Charges for Current Services							

State Controller Schedules		County of San Luis Obispo					Schedule 6
County Budget Act		Detail of Additional Financing Sources by Fund and Account					
		Governmental Funds					
		Fiscal Year 2023-24					
Fund Name	Financing Source Category	Financing Source Account	2021-22 Actual	2022-23 Actual	2023-24 Recommended	2023-24 Adopted by the Board of Supervisors	
1	2	3	2	3	4	5	
Governmental Fund							
Roads - Impact Fees							
Charges for Current Services							
		Road Impact Fees	\$ 1,267,820	\$ 1,013,305	\$ ---	\$ ---	
Total Charges for Current Services			\$ 1,267,820	\$ 1,013,305	\$ ---	\$ ---	
Total Roads - Impact Fees Financing Sources			\$ 1,335,170	\$ 1,221,116	\$ ---	\$ ---	
Wildlife and Grazing							
Revenue from Use of Money & Property							
		Interest Revenue	\$ 257	\$ 844	\$ 740	\$ 740	
Total Revenue from Use of Money & Property			\$ 257	\$ 844	\$ 740	\$ 740	
Intergovernmental Revenue							
Federal Aid							
		Fed Aid-Grazing Fees	\$ 7,262	\$ 2,922	\$ 3,608	\$ 3,608	
Total Federal Aid			\$ 7,262	\$ 2,922	\$ 3,608	\$ 3,608	
Total Intergovernmental Revenue			\$ 7,262	\$ 2,922	\$ 3,608	\$ 3,608	
Total Wildlife and Grazing Financing Sources			\$ 7,519	\$ 3,766	\$ 4,348	\$ 4,348	
Drivng Undr Influen							
Revenue from Use of Money & Property							
		Interest Revenue	\$ 2,835	\$ 6,641	\$ 4,093	\$ 4,093	

State Controller Schedules		County of San Luis Obispo					Schedule 6
County Budget Act		Detail of Additional Financing Sources by Fund and Account					
Governmental Funds							
Fiscal Year 2023-24							
Fund Name	Financing Source Category	Financing Source Account	2021-22 Actual	2022-23 Actual	2023-24 Recommended	2023-24 Adopted by the Board of Supervisors	
1	2	3	2	3	4	5	
Governmental Fund							
Driving Undr Influnc							
Revenue from Use of Money & Property							
Total Revenue from Use of Money & Property			\$ 2,835	\$ 6,641	\$ 4,093	\$ 4,093	
Intergovernmental Revenue							
Federal Aid							
	Fed Aid-Other		\$ 48,805	\$ 11,842	\$ ---	\$ ---	
	Fed Aid - ARPA		200,000	---	---	---	
Total Federal Aid			\$ 248,805	\$ 11,842	\$ ---	\$ ---	
Total Intergovernmental Revenue			\$ 248,805	\$ 11,842	\$ ---	\$ ---	
Charges for Current Services							
	Fees-Young Adults Pr		\$ 19,558	\$ 25,855	\$ 15,048	\$ 15,048	
	Extd First Offender		90,445	130,985	205,920	205,920	
	Second Chance Charge		461,862	454,775	718,080	718,080	
	First Offender Fees		226,102	315,530	485,760	485,760	
	Miscellaneous Fees		---	---	1,440	1,440	
	Wet & Recless Rev		12,807	16,468	13,200	13,200	
Total Charges for Current Services			\$ 810,775	\$ 943,612	\$ 1,439,448	\$ 1,439,448	
Other Revenues							
	Other Revenue		\$ 55,746	\$ 49,282	\$ ---	\$ ---	
Total Other Revenues			\$ 55,746	\$ 49,282	\$ ---	\$ ---	

State Controller Schedules		County of San Luis Obispo				Schedule 6	
County Budget Act		Detail of Additional Financing Sources by Fund and Account					
		Governmental Funds					
		Fiscal Year 2023-24					
Fund Name	Financing Source Category	Financing Source Account	2021-22 Actual	2022-23 Actual	2023-24 Recommended	2023-24 Adopted by the Board of Supervisors	
1	2	3	2	3	4	5	
Governmental Fund							
Drivng Undr Influnc							
Interfund							
		IFR-IS-GS S/S	\$ (1,320)	\$ ---	\$ ---	\$ ---	
		IFR-IS-Drug & Alc	5,262	113,759	---	---	
		IFR-IS-Mental Health	973	---	---	---	
		IFR-IS-Other Depts	7,521	22,740	---	---	
		Total Interfund	\$ 12,437	\$ 136,499	\$ ---	\$ ---	
Total Drivng Undr Influnc Financing Sources			\$ 1,130,598	\$ 1,147,876	\$ 1,443,541	\$ 1,443,541	
Library							
Current Property Taxes							
		Prop Tax-Curr Sec	\$ 9,849,447	\$ 10,559,614	\$ 10,935,162	\$ 10,935,162	
		Prop Tax-Unitary	353,456	324,908	292,179	292,179	
		Supp-Curr Secured	234,176	341,573	234,176	234,176	
		RDA Tax	(188,640)	(197,011)	(204,891)	(204,891)	
		Return RDA Passthru-	57,342	62,708	55,000	55,000	
		RPTTF Residual Bal	96,054	100,392	85,877	85,877	
		Prop Tax-Curr Unsec	331,549	356,881	350,114	350,114	
		Supp-Curr Unsec	1,069	556	570	570	
		Total Current Property Taxes	\$ 10,734,452	\$ 11,549,621	\$ 11,748,187	\$ 11,748,187	
Other Taxes							

State Controller Schedules		County of San Luis Obispo				Schedule 6
County Budget Act		Detail of Additional Financing Sources by Fund and Account				
		Governmental Funds				
		Fiscal Year 2023-24				
Fund Name	Financing Source Category	Financing Source Account	2021-22 Actual	2022-23 Actual	2023-24 Recommended	2023-24 Adopted by the Board of Supervisors
1	2	3	2	3	4	5
Governmental Fund						
Library						
Other Taxes						
		Prop Tax-PY Secured	\$ (23,072)	\$ (24,694)	\$ (20,000)	\$ (20,000)
		Prop Tax-PY Supp Sec	(103)	(133)	(127)	(127)
		Prop Tax-PY-Unsec	5,485	3,593	5,500	5,500
		Prop Tax-PY-Sup-Unsc	699	1,022	1,071	1,071
		Penalties/Int-Delinq	449	977	958	958
Total Other Taxes			\$ (16,542)	\$ (19,235)	\$ (12,598)	\$ (12,598)
Revenue from Use of Money & Property						
		Interest Revenue	\$ 26,192	\$ 90,584	\$ 47,576	\$ 47,576
		Interest-PTax Refund	(1,261)	(1,348)	(2,700)	(2,700)
Total Revenue from Use of Money & Property			\$ 24,931	\$ 89,236	\$ 44,876	\$ 44,876
Intergovernmental Revenue						
State Aid						
		St Aid-Nuclear Plng	\$ 1,347	\$ 3,202	\$ ---	\$ ---
		St Aid-HO Prp Tx Rlf	55,322	55,550	55,534	55,534
		St Aid-Award Grants	59,644	166,758	222,730	222,730
Total State Aid			\$ 116,313	\$ 225,509	\$ 278,264	\$ 278,264
Total Intergovernmental Revenue			\$ 116,313	\$ 225,509	\$ 278,264	\$ 278,264
Charges for Current Services						

State Controller Schedules		County of San Luis Obispo					Schedule 6
County Budget Act		Detail of Additional Financing Sources by Fund and Account					
		Governmental Funds					
		Fiscal Year 2023-24					
Fund Name	Financing Source Category	Financing Source Account	2021-22 Actual	2022-23 Actual	2023-24 Recommended	2023-24 Adopted by the Board of Supervisors	
1	2	3	2	3	4	5	
Governmental Fund							
Library							
Charges for Current Services							
		Lost-Damaged Matts	\$ 11,643	\$ 9,713	\$ 13,000	\$ 13,000	
		Library Services	3,377	4,429	5,000	5,000	
		Passport Fees	43,705	65,406	52,000	52,000	
		Copying Fees	9,912	13,379	15,000	15,000	
		Library Request Fees	1,979	139	300	300	
Total Charges for Current Services			\$ 70,617	\$ 93,067	\$ 85,300	\$ 85,300	
Other Revenues							
		Other Revenue	\$ 14,159	\$ 14,319	\$ 15,000	\$ 15,000	
		Svc Chg-Rtd Cks	(70)	(9)	---	---	
		Contrib-Non-Govtl	345,930	452,979	345,930	345,930	
		Cash Overages	1	1	---	---	
Total Other Revenues			\$ 360,020	\$ 467,290	\$ 360,930	\$ 360,930	
Other Financing Sources							
		OTI-Gen Fd	\$ 639,890	\$ 620,885	\$ 1,402,258	\$ 1,402,258	
		Op Transf-In-Fed Fds-ARPA	26,662	26,664	---	---	
Total Other Financing Sources			\$ 666,552	\$ 647,549	\$ 1,402,258	\$ 1,402,258	
Total Library Financing Sources			\$ 11,956,343	\$ 13,053,038	\$ 13,907,217	\$ 13,907,217	

State Controller Schedules		County of San Luis Obispo			Schedule 6	
County Budget Act		Detail of Additional Financing Sources by Fund and Account				
Governmental Funds						
Fiscal Year 2023-24						
Fund Name	Financing Source Category	Financing Source Account	2021-22 Actual	2022-23 Actual	2023-24 Recommended	2023-24 Adopted by the Board of Supervisors
1	2	3	2	3	4	5
Governmental Fund						
Fish and Game						
Fines, Forfeitures, and Penalties						
		Fish And Game Fines	\$ 28,291	\$ 18,004	\$ 22,929	\$ 22,929
		St Pen Fish&Game-PC	16,706	10,688	13,640	13,640
		Total Fines, Forfeitures, and Penalties	\$ 44,997	\$ 28,692	\$ 36,569	\$ 36,569
		Total Fish and Game Financing Sources	\$ 44,997	\$ 28,692	\$ 36,569	\$ 36,569
Solid Waste Management						
Revenue from Use of Money & Property						
		Interest Revenue	\$ ---	\$ 3,739	\$ ---	\$ ---
		Total Revenue from Use of Money & Property	\$ ---	\$ 3,739	\$ ---	\$ ---
Intergovernmental Revenue						
State Aid						
		St Aid-Award Grants	\$ ---	\$ 92,804	\$ ---	\$ ---
		Total State Aid	\$ ---	\$ 92,804	\$ ---	\$ ---
		Total Intergovernmental Revenue	\$ ---	\$ 92,804	\$ ---	\$ ---
Charges for Current Services						
		AB939-Waste Tipping	\$ ---	\$ 322,259	\$ 262,870	\$ 262,870
		Site Waste Tipping	---	77,770	233,788	233,788

State Controller Schedules		County of San Luis Obispo				Schedule 6	
County Budget Act		Detail of Additional Financing Sources by Fund and Account					
		Governmental Funds					
		Fiscal Year 2023-24					
Fund Name	Financing Source Category	Financing Source Account	2021-22 Actual	2022-23 Actual	2023-24 Recommended	2023-24 Adopted by the Board of Supervisors	
1	2	3	2	3	4	5	
Governmental Fund							
Solid Waste Management							
Charges for Current Services							
Total Charges for Current Services			\$ ---	\$ 400,029	\$ 496,658	\$ 496,658	
Other Financing Sources							
OTI-Gen Fd			\$ ---	\$ 367,981	\$ 699,904	\$ 699,904	
Total Other Financing Sources			\$ ---	\$ 367,981	\$ 699,904	\$ 699,904	
Total Solid Waste Management Financing Sources			\$ ---	\$ 864,553	\$ 1,196,562	\$ 1,196,562	
Emergency Med Svcs							
Fines, Forfeitures, and Penalties							
PA-Emerg Med Svcs			\$ 211,046	\$ 207,066	\$ 215,918	\$ 215,918	
PA-SB1773			278,523	275,532	287,528	287,528	
Traffic Sch-Maddy Fd			66,766	69,543	70,821	70,821	
Total Fines, Forfeitures, and Penalties			\$ 556,334	\$ 552,140	\$ 574,267	\$ 574,267	
Revenue from Use of Money & Property							
Interest Revenue			\$ 897	\$ 3,208	\$ 733	\$ 733	
Total Revenue from Use of Money & Property			\$ 897	\$ 3,208	\$ 733	\$ 733	
Total Emergency Med Svcs Financing Sources			\$ 557,231	\$ 555,348	\$ 575,000	\$ 575,000	

State Controller Schedules		County of San Luis Obispo				Schedule 6	
County Budget Act		Detail of Additional Financing Sources by Fund and Account					
		Governmental Funds					
		Fiscal Year 2023-24					
Fund Name	Financing Source Category	Financing Source Account	2021-22 Actual	2022-23 Actual	2023-24 Recommended	2023-24 Adopted by the Board of Supervisors	
1	2	3	2	3	4	5	
Governmental Fund							
COP Loan DSF							
Other Taxes							
		TLRF Proceeds	\$ 499,491	\$ 491,091	\$ 515,000	\$	515,000
		Total Other Taxes	\$ 499,491	\$ 491,091	\$ 515,000	\$	515,000
Fines, Forfeitures, and Penalties							
		Pen Assmt-Court Temp	\$ 306,415	\$ 309,809	\$ 307,694	\$	307,694
		Total Fines, Forfeitures, and Penalties	\$ 306,415	\$ 309,809	\$ 307,694	\$	307,694
Charges for Current Services							
		Rev Trfr from Trusts	\$ 399,593	\$ ---	\$ ---	\$	---
		Total Charges for Current Services	\$ 399,593	\$ ---	\$ ---	\$	---
Other Financing Sources							
		OTI-Debt Svc	\$ 461,312	\$ 453,848	\$ ---	\$	---
		OTI-PFF-Fire	---	697,915	---		---
		OTI-PFF-Law Enf	---	107,372	---		---
		OTI-PFF-Gen Gov	---	392,873	400,000		400,000
		OTI-Prin/Int (m)	1,958,661	2,847,485	7,056,551		7,056,551
		Total Other Financing Sources	\$ 2,419,973	\$ 4,499,494	\$ 7,456,551	\$	7,456,551

State Controller Schedules		County of San Luis Obispo				Schedule 6	
County Budget Act		Detail of Additional Financing Sources by Fund and Account					
		Governmental Funds					
		Fiscal Year 2023-24					
Fund Name	Financing Source Category	Financing Source Account	2021-22 Actual	2022-23 Actual	2023-24 Recommended	2023-24 Adopted by the Board of Supervisors	
1	2	3	2	3	4	5	
Governmental Fund							
COP Loan DSF							
Total COP Loan DSF Financing Sources			\$ 3,625,473	\$ 5,300,394	\$ 8,279,245	\$ 8,279,245	
Psn Oblig Bond DSF							
Revenue from Use of Money & Property							
Interest Revenue			\$ 80,246	\$ 311,279	\$ 200,000	\$ 200,000	
Total Revenue from Use of Money & Property			\$ 80,246	\$ 311,279	\$ 200,000	\$ 200,000	
Other Revenues							
County Contributions			\$ 13,595,524	\$ 14,660,988	\$ 14,860,000	\$ 14,860,000	
Total Other Revenues			\$ 13,595,524	\$ 14,660,988	\$ 14,860,000	\$ 14,860,000	
Total Psn Oblig Bond DSF Financing Sources			\$ 13,675,769	\$ 14,972,267	\$ 15,060,000	\$ 15,060,000	
Total Governmental Fund Financing Sources			\$ 714,431,874	\$ 770,958,004	\$ 770,500,039	\$ 768,669,234	
TOTAL ALL FUNDS			\$ 714,431,874	\$ 770,958,004	\$ 770,500,039	\$ 768,669,234	

Schedule 7

Summary of Financing Uses by Function and Fund

Schedule 7 consists of two sections. The first section summarizes the total financing uses (sorted by function), appropriations for contingencies and provisions for new or increased Obligated Fund Balance (reserves and designations) for the governmental funds. The second section summarizes the financing uses (sorted by fund).

State Controller Schedules		County of San Luis Obispo			Schedule 7	
County Budget Act		Summary of Financing Uses by Function and Fund				
		Governmental Funds				
		Fiscal Year 2023-24				
Description	2021-22 Actual	2022-23 Actual	2023-24 Recommended	2023-24 Adopted by the Board of Supervisors		
1	2	3	4	5		
Summarization by Function						
General Government	\$ 132,451,714	\$ 146,095,700	\$ 137,735,490	\$ 136,431,516		
Public Protection	211,750,277	232,478,507	246,328,947	246,480,766		
Public Ways & Facilities	36,323,474	56,840,391	37,006,518	37,006,518		
Health & Sanitation	126,820,651	134,363,321	148,427,080	149,084,858		
Public Assistance	137,223,431	155,840,798	161,774,803	161,871,687		
Education	13,691,462	14,688,345	15,800,990	15,800,990		
Recreation & Cultural Services	13,082,641	16,708,792	13,272,129	13,272,129		
Debt Services	13,296,358	15,599,445	19,161,445	19,161,445		
Total Financing Uses by Function	\$ 684,640,008	\$ 772,615,298	\$ 779,507,402	\$ 779,109,908		
Appropriation for Contingencies						
General Fund	\$ ---	\$ ---	\$ 33,512,806	\$ 33,499,242		
Parks Fund	---	---	200,000	---		
Drivng Undr Influen	---	---	45,224	45,224		
Library	---	---	572,450	572,450		
Total Appropriation for Contingencies	\$ ---	\$ ---	\$ 34,330,480	\$ 34,116,916		
Subtotal Financing Uses	\$ 684,640,008	\$ 772,615,298	\$ 813,837,882	\$ 813,226,824		
Provisions for Obligated Fund Balance						
General Fund	\$ ---	\$ ---	\$ 5,212,398	\$ 10,617,583		
Road Fund	---	---	---	825,356		
Public Fac Fees Svcs	---	---	1,880,063	1,880,063		
Parks Fund	---	---	435,713	---		
Co-Wd Automatrn Repl	---	---	6,496,454	4,727,089		
Gen Govt Bldg Repl	---	---	3,255,772	3,310,475		
Tax Reduction Rsv	---	---	2,539,941	3,128,050		
Roads - Impact Fees	---	---	---	1,221,116		

State Controller Schedules		County of San Luis Obispo			Schedule 7
County Budget Act		Summary of Financing Uses by Function and Fund			
		Governmental Funds			
		Fiscal Year 2023-24			
Description	2021-22 Actual	2022-23 Actual	2023-24 Recommended	2023-24 Adopted by the Board of Supervisors	
1	2	3	4	5	
Provisions for Obligated Fund Balance					
Wildlife and Grazing	---	---	---	4,806	
Library	---	---	---	555,195	
Fish and Game	---	---	2,597	6,697	
Psn Oblig Bond DSF	---	---	5,092,800	5,520,168	
Total Provisions for Obligated Fund Balance	\$ ---	\$ ---	\$ 24,915,738	\$ 31,796,598	
Total Financing Uses	\$ 684,640,008	\$ 772,615,298	\$ 838,753,620	\$ 845,023,422	
Summarization by Fund					
General Fund	\$ 582,474,207	\$ 643,689,120	\$ 708,981,325	\$ 713,718,381	
Capital Projects	17,300,066	14,089,245	10,975,405	11,211,118	
Road Fund	34,739,076	52,277,919	34,334,417	35,159,773	
Community Developmen	7,458,635	7,073,718	13,912,894	13,934,252	
Public Fac Fees Svcs	590,273	4,005,004	3,793,264	3,793,264	
Parks Fund	7,714,165	10,519,454	7,450,417	6,814,704	
Co-Wd Automatin Repl	4,764,554	6,195,980	9,188,954	7,419,589	
Gen Govt Bldg Repl	1,166,876	1,696,654	4,994,431	5,049,134	
Tax Reduction Rsv	409,679	1,440,350	2,539,941	3,128,050	
Roads - Impact Fees	994,125	557,468	758,900	1,980,016	
Wildlife and Grazing	2,323	1,749	6,756	11,562	
Drivng Undr Influenc	1,404,183	1,222,670	1,443,541	1,443,541	
Library	11,754,711	12,850,441	14,311,000	14,866,195	
Fish and Game	6,994	42,186	36,569	40,669	
Solid Waste Management	---	809,903	1,196,562	1,196,562	
Emergency Med Svcs	563,782	543,992	575,000	575,000	
COP Loan DSF	3,644,259	5,342,346	8,279,245	8,279,245	
Psn Oblig Bond DSF	9,652,099	10,257,099	15,975,000	16,402,368	
Total Financing Uses	\$ 684,640,008	\$ 772,615,298	\$ 838,753,620	\$ 845,023,422	

Schedule 8

Detail of Financing Uses by Function, Activity and Budget Unit (aka Fund Center)

This schedule summarizes the financing uses by function, activity and fund center for the governmental funds. Every fund center with a financing use is listed under the appropriate function and activity.

State Controller Schedules		County of San Luis Obispo				Schedule 8	
County Budget Act		Detail of Financing Uses by Function, Activity, and Budget Unit					
		Governmental Funds					
		Fiscal Year 2023-24					
Function, Activity, Budget Unit	2021-22 Actual	2022-23 Actual	2023-24 Recommended	2023-24 Adopted by the Board of Supervisors			
1	2	3	4	5			
General Government							
Legislative & Administrative							
100 - Board of Supervisors	\$ 1,801,307	\$ 2,030,943	\$ 2,045,765	\$ 2,045,765			
103 - Non-Departmental Other Expenditures	479,263	501,104	603,217	603,217			
104 - Administrative Office	5,639,490	8,206,493	3,320,449	3,570,449			
110 - Clerk-Recorder	4,300,702	4,267,972	4,515,674	4,515,674			
118 - Human Resources - Talent Development	592,822	663,461	705,544	705,544			
119 - Administrative Office - Communications and Outreach	170,599	235,437	236,195	236,195			
290 - Social Services - Homeless and Affordable Housing	7,458,635	7,073,718	13,912,894	13,934,252			
Total Legislative & Administrative	\$ 20,442,817	\$ 22,979,128	\$ 25,339,738	\$ 25,611,096			
Finance							
101 - Non-Departmental Revenue	\$ 3	\$ 4	\$ 5	\$ 5			
109 - Assessor	10,811,474	11,769,851	12,829,468	12,829,468			
117 - Auditor-Controller-Treasurer-Tax Collector-Public Admin	8,941,482	9,407,479	10,470,133	10,470,133			
268 - Tax Reduction Reserve	409,679	1,440,350	0	0			
Total Finance	\$ 20,162,638	\$ 22,617,684	\$ 23,299,606	\$ 23,299,606			
Transfer Out							
102 - Non-Departmental - Other Financing Uses	\$ 24,987,663	\$ 28,988,593	\$ 19,320,494	\$ 17,509,449			
Total Transfer Out	\$ 24,987,663	\$ 28,988,593	\$ 19,320,494	\$ 17,509,449			

State Controller Schedules		County of San Luis Obispo			Schedule 8	
County Budget Act		Detail of Financing Uses by Function, Activity, and Budget Unit				
		Governmental Funds				
		Fiscal Year 2023-24				
Function, Activity, Budget Unit	2021-22 Actual	2022-23 Actual	2023-24 Recommended	2023-24 Adopted by the Board of Supervisors		
1	2	3	4	5		
General Government						
Counsel						
111 - County Counsel	\$ 5,790,923	\$ 5,272,215	\$ 5,580,251	\$	5,580,251	
Total Counsel	\$ 5,790,923	\$ 5,272,215	\$ 5,580,251	\$	5,580,251	
Personnel						
112 - Human Resources	\$ 4,047,363	\$ 4,687,185	\$ 4,991,196	\$	4,991,196	
Total Personnel	\$ 4,047,363	\$ 4,687,185	\$ 4,991,196	\$	4,991,196	
Property Management						
113 - Public Works - Facilities Management	\$ 6,560,810	\$ 7,398,184	\$ 7,970,610	\$	7,970,610	
200 - Maintenance Projects	3,474,309	2,812,336	3,681,000		3,681,000	
Total Property Management	\$ 10,035,119	\$ 10,210,519	\$ 11,651,610	\$	11,651,610	
Plant Acquisition						
230 - Capital Projects	\$ 17,300,066	\$ 14,089,245	\$ 10,975,405	\$	11,211,118	
267 - General Government Building Replacement	1,166,876	1,696,654	1,738,659		1,738,659	
Total Plant Acquisition	\$ 18,466,942	\$ 15,785,899	\$ 12,714,064	\$	12,949,777	

State Controller Schedules		County of San Luis Obispo			Schedule 8	
County Budget Act		Detail of Financing Uses by Function, Activity, and Budget Unit				
		Governmental Funds				
		Fiscal Year 2023-24				
Function, Activity, Budget Unit	2021-22 Actual	2022-23 Actual	2023-24 Recommended	2023-24 Adopted by the Board of Supervisors		
1	2	3	4	5		
General Government						
<i>Other General</i>						
112 - Human Resources	\$ 2,619,145	\$ 2,972,802	\$ 3,529,461	\$ 3,529,461		
114 - Information Technology	13,222,347	17,901,362	18,669,897	18,669,897		
116 - Central Services	4,483,037	5,424,926	5,622,212	5,622,212		
201 - Public Works - Special Services	3,429,165	3,059,406	4,324,461	4,324,461		
266 - Countywide Automation Replacement	4,764,554	6,195,980	2,692,500	2,692,500		
Total Other General	\$ 28,518,249	\$ 35,554,476	\$ 34,838,531	\$ 34,838,531		
Total General Government	\$ 132,451,714	\$ 146,095,700	\$ 137,735,490	\$ 136,431,516		
Public Protection						
<i>Detention & Correction</i>						
139 - Probation	\$ 25,423,614	\$ 27,838,866	\$ 31,046,218	\$ 31,046,218		
Total Detention & Correction	\$ 25,423,614	\$ 27,838,866	\$ 31,046,218	\$ 31,046,218		
<i>Fire Protection</i>						
140 - County Fire	\$ 26,452,132	\$ 30,187,102	\$ 30,023,618	\$ 30,023,618		
Total Fire Protection	\$ 26,452,132	\$ 30,187,102	\$ 30,023,618	\$ 30,023,618		
<i>Flood Control, Spoil & Water Conservation</i>						
330 - Wildlife and Grazing	\$ 2,323	\$ 1,749	\$ 6,756	\$ 6,756		
Total Flood Control, Spoil & Water Conservation	\$ 2,323	\$ 1,749	\$ 6,756	\$ 6,756		

State Controller Schedules		County of San Luis Obispo				Schedule 8	
County Budget Act		Detail of Financing Uses by Function, Activity, and Budget Unit					
		Governmental Funds					
		Fiscal Year 2023-24					
Function, Activity, Budget Unit	2021-22 Actual	2022-23 Actual	2023-24 Recommended	2023-24 Adopted by the Board of Supervisors			
1	2	3	4	5			
Public Protection							
Protective Inspection							
141 - Agricultural Commissioner	\$ 7,153,911	\$ 7,630,407	\$ 8,240,280	\$ 8,240,280			
Total Protective Inspection	\$ 7,153,911	\$ 7,630,407	\$ 8,240,280	\$ 8,240,280			
Other Protection							
130 - Public Works - Waste Management	\$ 1,851,049	\$ 1,964,676	\$ 1,810,251	\$ 1,810,251			
137 - Health Agency - Animal Services	3,944,118	4,490,874	4,931,644	4,931,644			
138 - Administrative Office - Emergency Services	2,479,395	2,938,736	2,527,891	2,527,891			
142 - Planning and Building	16,167,546	18,189,019	20,446,803	20,598,622			
331 - Fish and Game	6,994	42,186	33,972	33,972			
335 - Public Works - Solid Waste Management	0	809,903	1,196,562	1,196,562			
Total Other Protection	\$ 24,449,101	\$ 28,435,394	\$ 30,947,123	\$ 31,098,942			
Other General							
205 - Groundwater Sustainability	\$ 274,873	\$ 1,188,499	\$ 1,654,116	\$ 1,654,116			
Total Other General	\$ 274,873	\$ 1,188,499	\$ 1,654,116	\$ 1,654,116			

State Controller Schedules		County of San Luis Obispo			Schedule 8	
County Budget Act		Detail of Financing Uses by Function, Activity, and Budget Unit				
		Governmental Funds				
		Fiscal Year 2023-24				
Function, Activity, Budget Unit	2021-22 Actual	2022-23 Actual	2023-24 Recommended	2023-24 Adopted by the Board of Supervisors		
1	2	3	4	5		
Public Protection						
Judicial						
131 - Grand Jury	\$ 69,659	\$ 85,903	\$ 124,954	\$ 124,954		
132 - District Attorney	21,692,748	22,999,788	24,321,379	24,321,379		
134 - Child Support Services	4,106,800	4,381,787	5,364,562	5,364,562		
135 - Public Defender	8,204,603	8,117,285	8,665,117	8,665,117		
143 - Court Operations	2,414,249	2,449,023	2,526,520	2,526,520		
Total Judicial	\$ 36,488,059	\$ 38,033,786	\$ 41,002,531	\$ 41,002,531		
Police Protection						
136 - Sheriff-Coroner	\$ 91,506,265	\$ 99,162,704	\$ 103,408,305	\$ 103,408,305		
Total Police Protection	\$ 91,506,265	\$ 99,162,704	\$ 103,408,305	\$ 103,408,305		
Total Public Protection	\$ 211,750,277	\$ 232,478,507	\$ 246,328,947	\$ 246,480,766		
Public Ways & Facilities						
Public Ways						
245 - Public Works - Roads	\$ 34,739,076	\$ 52,277,919	\$ 34,334,417	\$ 34,334,417		
247 - Public Facility Fees	590,273	4,005,004	1,913,201	1,913,201		
248 - Public Works - Road Impact Fees	994,125	557,468	758,900	758,900		
Total Public Ways	\$ 36,323,474	\$ 56,840,391	\$ 37,006,518	\$ 37,006,518		
Total Public Ways & Facilities	\$ 36,323,474	\$ 56,840,391	\$ 37,006,518	\$ 37,006,518		

State Controller Schedules		County of San Luis Obispo			Schedule 8	
County Budget Act		Detail of Financing Uses by Function, Activity, and Budget Unit				
		Governmental Funds				
		Fiscal Year 2023-24				
Function, Activity, Budget Unit	2021-22 Actual	2022-23 Actual	2023-24 Recommended	2023-24 Adopted by the Board of Supervisors		
1	2	3	4	5		
Health & Sanitation						
<i>Health</i>						
160 - Health Agency - Public Health	\$ 38,679,257	\$ 38,653,205	\$ 41,907,882	\$ 42,262,601		
166 - Health Agency - Behavioral Health	88,141,393	95,710,117	106,519,198	106,822,257		
Total Health	\$ 126,820,651	\$ 134,363,321	\$ 148,427,080	\$ 149,084,858		
Total Health & Sanitation	\$ 126,820,651	\$ 134,363,321	\$ 148,427,080	\$ 149,084,858		
Public Assistance						
<i>Other Protection</i>						
184 - Sheriff-Coroner - Law Enforcement Health Care	\$ 8,493,486	\$ 9,901,349	\$ 11,514,526	\$ 11,514,526		
Total Other Protection	\$ 8,493,486	\$ 9,901,349	\$ 11,514,526	\$ 11,514,526		
<i>Administration</i>						
180 - Social Services - Administration	\$ 89,085,338	\$ 102,820,636	\$ 102,231,484	\$ 102,328,367		
Total Administration	\$ 89,085,338	\$ 102,820,636	\$ 102,231,484	\$ 102,328,367		
<i>Aid Programs</i>						
181 - Social Services - Foster Care and Adoptions	\$ 23,338,080	\$ 23,943,637	\$ 28,528,850	\$ 28,528,850		
182 - Social Services - CalWORKs	11,297,854	13,451,214	14,061,786	14,061,786		
Total Aid Programs	\$ 34,635,934	\$ 37,394,852	\$ 42,590,636	\$ 42,590,636		

State Controller Schedules		County of San Luis Obispo			Schedule 8	
County Budget Act		Detail of Financing Uses by Function, Activity, and Budget Unit				
		Governmental Funds				
		Fiscal Year 2023-24				
Function, Activity, Budget Unit	2021-22 Actual	2022-23 Actual	2023-24 Recommended	2023-24 Adopted by the Board of Supervisors		
1	2	3	4	5		
Public Assistance						
<i>Medical Services</i>						
351 - Health Agency - Emergency Medical Services	\$ 563,782	\$ 543,992	\$ 575,000	\$ 575,000		
Total Medical Services	\$ 563,782	\$ 543,992	\$ 575,000	\$ 575,000		
<i>General Relief</i>						
185 - Social Services - General Assistance	\$ 1,686,859	\$ 2,014,970	\$ 2,033,322	\$ 2,033,322		
Total General Relief	\$ 1,686,859	\$ 2,014,970	\$ 2,033,322	\$ 2,033,322		
<i>Veterans Services</i>						
186 - Veterans Services	\$ 908,633	\$ 1,099,465	\$ 1,122,382	\$ 1,122,382		
Total Veterans Services	\$ 908,633	\$ 1,099,465	\$ 1,122,382	\$ 1,122,382		
<i>Other Assistance</i>						
106 - Contributions to Other Agencies	\$ 1,849,399	\$ 2,065,535	\$ 1,707,453	\$ 1,707,453		
Total Other Assistance	\$ 1,849,399	\$ 2,065,535	\$ 1,707,453	\$ 1,707,453		
Total Public Assistance	\$ 137,223,431	\$ 155,840,798	\$ 161,774,803	\$ 161,871,687		
Education						
<i>Library Services</i>						
377 - Library	\$ 11,754,711	\$ 12,850,441	\$ 13,738,550	\$ 13,738,550		
Total Library Services	\$ 11,754,711	\$ 12,850,441	\$ 13,738,550	\$ 13,738,550		

State Controller Schedules		County of San Luis Obispo			Schedule 8	
County Budget Act		Detail of Financing Uses by Function, Activity, and Budget Unit				
Governmental Funds						
Fiscal Year 2023-24						
Function, Activity, Budget Unit	2021-22 Actual	2022-23 Actual	2023-24 Recommended	2023-24 Adopted by the Board of Supervisors		
1	2	3	4	5		
Education						
Agricultural Education						
215 - UC Cooperative Extension	\$ 532,568	\$ 615,235	\$ 664,122	\$ 664,122		
Total Agricultural Education	\$ 532,568	\$ 615,235	\$ 664,122	\$ 664,122		
Other Education						
375 - Health Agency - Driving Under the Influence	\$ 1,404,183	\$ 1,222,670	\$ 1,398,317	\$ 1,398,317		
Total Other Education	\$ 1,404,183	\$ 1,222,670	\$ 1,398,317	\$ 1,398,317		
Total Education	\$ 13,691,462	\$ 14,688,345	\$ 15,800,990	\$ 15,800,990		
Recreation & Cultural Services						
Recreation Facilities						
222 - Parks and Recreation - Community Parks	\$ 5,368,476	\$ 6,189,337	\$ 6,457,426	\$ 6,457,426		
305 - Parks and Recreation - Regional Parks	7,714,165	10,519,454	6,814,704	6,814,704		
Total Recreation Facilities	\$ 13,082,641	\$ 16,708,792	\$ 13,272,129	\$ 13,272,129		
Total Recreation & Cultural Services	\$ 13,082,641	\$ 16,708,792	\$ 13,272,129	\$ 13,272,129		
Debt Services						

State Controller Schedules		County of San Luis Obispo			Schedule 8	
County Budget Act		Detail of Financing Uses by Function, Activity, and Budget Unit				
		Governmental Funds				
		Fiscal Year 2023-24				
Function, Activity, Budget Unit	2021-22 Actual	2022-23 Actual	2023-24 Recommended	2023-24 Adopted by the Board of Supervisors		
1	2	3	4	5		
Debt Services						
<i>Retirement of Long-Term Debt</i>						
277 - Debt Service	\$ 3,644,259	\$ 5,342,346	\$ 8,279,245	\$ 8,279,245		
392 - Pension Obligation Bonds	9,652,099	10,257,099	10,882,200	10,882,200		
Total Retirement of Long-Term Debt	\$ 13,296,358	\$ 15,599,445	\$ 19,161,445	\$ 19,161,445		
Total Debt Services	\$ 13,296,358	\$ 15,599,445	\$ 19,161,445	\$ 19,161,445		
Grand Total Financing Uses by Function	\$ 684,640,008	\$ 772,615,298	\$ 779,507,402	\$ 779,109,908		

Schedule 9

Financing Sources and Uses by Budget Unit (aka Fund Center) by Object

Schedule 9 is a summary schedule for Governmental Funds. Individual Schedule 9s can be found with each fund center in the Departmental Budget sections of this document (with the exception of Internal Service Funds and Enterprise Funds which are displayed in Schedule 10s and Schedule 11s).

State Controller Schedules		County of San Luis Obispo			Schedule 9	
County Budget Act		Financing Sources and Uses by Budget Unit by Object				
		Governmental Funds				
		Fiscal Year 2023-24				
		Budget Unit: 100 - Board of Supervisors				
		Function: General Government				
		Activity: Legislative & Administrative				
Function, Activity, Budget Unit	2021-22 Actual	2022-23 Actual	2023-24 Recommended	2023-24 Adopted by the Board of Supervisors		
1	2	3	4	5		
Expense						
Salary and Benefits	\$ 1,686,992	\$ 1,749,693	\$ 1,770,509	\$ 1,770,509		
Services and Supplies	152,547	341,786	338,335	338,335		
Intrafund Transfers	(38,232)	(60,536)	(63,079)	(63,079)		
Total Expenditures and Appropriations	\$ 1,801,307	\$ 2,030,943	\$ 2,045,765	\$ 2,045,765		
Net Costs	\$ 1,801,307	\$ 2,030,943	\$ 2,045,765	\$ 2,045,765		

State Controller Schedules		County of San Luis Obispo			Schedule 9	
County Budget Act		Financing Sources and Uses by Budget Unit by Object				
		Governmental Funds				
		Fiscal Year 2023-24				
		Budget Unit: 101 - Non-Departmental Revenue				
		Function: General Government				
		Activity: Finance				
Function, Activity, Budget Unit		2021-22 Actual	2022-23 Actual	2023-24 Recommended	2023-24 Adopted by the Board of Supervisors	
1		2	3	4	5	
Revenue						
Taxes	\$	232,940,656	\$ 244,970,750	\$ 253,851,169	\$	253,851,169
Licenses, Permits, and Franchises		3,842,505	4,281,873	4,037,458		4,037,458
Revenue from Use of Money & Property		2,861,231	5,720,979	7,350,000		7,350,000
Intergovernmental Revenue		9,001,475	22,704,841	6,649,067		6,326,561
Charges for Current Services		2,454,259	2,876,946	2,678,056		2,678,056
Other Revenues		20,239	148,114	61,205		61,205
Interfund		300,316	301,245	299,421		299,421
Total Revenue	\$	251,420,682	\$ 281,004,749	\$ 274,926,376	\$	274,603,870
Expense						
Services and Supplies	\$	3	\$ 4	\$ 5	\$	5
Total Expenditures and Appropriations	\$	3	\$ 4	\$ 5	\$	5
Net Costs	\$	(251,420,679)	\$ (281,004,745)	\$ (274,926,371)	\$	(274,603,865)

State Controller Schedules		County of San Luis Obispo			Schedule 9	
County Budget Act		Financing Sources and Uses by Budget Unit by Object				
		Governmental Funds				
		Fiscal Year 2023-24				
		Budget Unit: 102 - Non-Departmental - Other Financing Uses				
		Function: General Government				
		Activity: Transfer Out				
Function, Activity, Budget Unit	2021-22 Actual	2022-23 Actual	2023-24 Recommended	2023-24 Adopted by the Board of Supervisors		
1	2	3	4	5		
Revenue						
Charges for Current Services	\$ 39,719	\$ 17,959	\$ ---	\$ ---		
Interfund	3,237,716	3,469,932	3,954,565	3,954,565		
Other Financing Sources	1,029,244	1,694,025	337,410	337,410		
Total Revenue	\$ 4,306,679	\$ 5,181,915	\$ 4,291,975	\$ 4,291,975		
Expense						
Services and Supplies	\$ ---	\$ 1,030,942	\$ ---	\$ ---		
Intrafund Transfers	(15,528,692)	(16,517,085)	(18,081,026)	(18,081,026)		
Transfers-Out	40,516,355	44,474,736	37,401,520	35,590,475		
Total Expenditures and Appropriations	\$ 24,987,663	\$ 28,988,593	\$ 19,320,494	\$ 17,509,449		
Net Costs	\$ 20,680,984	\$ 23,806,678	\$ 15,028,519	\$ 13,217,474		

State Controller Schedules		County of San Luis Obispo			Schedule 9	
County Budget Act		Financing Sources and Uses by Budget Unit by Object				
		Governmental Funds				
		Fiscal Year 2023-24				
		Budget Unit: 103 - Non-Departmental Other Expenditures				
		Function: General Government				
		Activity: Legislative & Administrative				
Function, Activity, Budget Unit	2021-22 Actual	2022-23 Actual	2023-24 Recommended	2023-24 Adopted by the Board of Supervisors		
1	2	3	4	5		
Revenue						
Charges for Current Services	\$	---	\$ 54,655	\$ 68,000	\$ 68,000	
Interfund		36,000	36,000	36,000	36,000	
Total Revenue	\$	36,000	\$ 90,655	\$ 104,000	\$ 104,000	
Expense						
Services and Supplies	\$	479,263	\$ 501,104	\$ 603,217	\$ 603,217	
Total Expenditures and Appropriations	\$	479,263	\$ 501,104	\$ 603,217	\$ 603,217	
Net Costs	\$	443,263	\$ 410,450	\$ 499,217	\$ 499,217	

State Controller Schedules		County of San Luis Obispo			Schedule 9	
County Budget Act		Financing Sources and Uses by Budget Unit by Object				
		Governmental Funds				
		Fiscal Year 2023-24				
		Budget Unit: 104 - Administrative Office				
		Function: General Government				
		Activity: Legislative & Administrative				
Function, Activity, Budget Unit	2021-22 Actual	2022-23 Actual	2023-24 Recommended	2023-24 Adopted by the Board of Supervisors		
1	2	3	4	5		
Revenue						
Intergovernmental Revenue	---	14,167	---	---		
Charges for Current Services	12,535	11,202	10,500	10,500		
Other Revenues	---	3	---	---		
Other Financing Sources	210,769	96,794	---	---		
Total Revenue	\$ 223,304	\$ 122,167	\$ 10,500	\$ 10,500		
Expense						
Salary and Benefits	\$ 2,513,619	\$ 2,651,504	\$ 2,947,559	\$ 2,947,559		
Services and Supplies	3,231,110	2,663,524	492,414	742,414		
Other Charges	---	3,022,871	---	---		
Intrafund Transfers	(105,239)	(131,407)	(119,524)	(119,524)		
Total Expenditures and Appropriations	\$ 5,639,490	\$ 8,206,493	\$ 3,320,449	\$ 3,570,449		
Net Costs	\$ 5,416,185	\$ 8,084,326	\$ 3,309,949	\$ 3,559,949		

State Controller Schedules		County of San Luis Obispo				Schedule 9
County Budget Act		Financing Sources and Uses by Budget Unit by Object				
		Governmental Funds				
		Fiscal Year 2023-24				
		Budget Unit: 106 - Contributions to Other Agencies				
		Function: Public Assistance				
		Activity: Other Assistance				
Function, Activity, Budget Unit	2021-22 Actual	2022-23 Actual	2023-24 Recommended	2023-24 Adopted by the Board of Supervisors		
1	2	3	4	5		
Revenue						
Other Revenues	\$ 375,000	\$ 390,000	\$ 405,000	\$ 405,000		
Total Revenue	\$ 375,000	\$ 390,000	\$ 405,000	\$ 405,000		
Expense						
Services and Supplies	\$ 1,849,399	\$ 2,015,535	\$ 1,707,453	\$ 1,707,453		
Other Charges	---	50,000	---	---		
Total Expenditures and Appropriations	\$ 1,849,399	\$ 2,065,535	\$ 1,707,453	\$ 1,707,453		
Net Costs	\$ 1,474,399	\$ 1,675,535	\$ 1,302,453	\$ 1,302,453		

State Controller Schedules		County of San Luis Obispo			Schedule 9	
County Budget Act		Financing Sources and Uses by Budget Unit by Object				
		Governmental Funds				
		Fiscal Year 2023-24				
		Budget Unit: 109 - Assessor				
		Function: General Government				
		Activity: Finance				
Function, Activity, Budget Unit	2021-22 Actual	2022-23 Actual	2023-24 Recommended	2023-24 Adopted by the Board of Supervisors		
1	2	3	4	5		
Revenue						
Charges for Current Services	\$ 36,655	\$ 36,415	\$ 46,200	\$ 46,200		
Other Revenues	35	310	---	---		
Total Revenue	\$ 36,690	\$ 36,725	\$ 46,200	\$ 46,200		
Expense						
Salary and Benefits	\$ 9,884,694	\$ 10,799,506	\$ 11,654,800	\$ 11,654,800		
Services and Supplies	926,780	970,345	1,174,668	1,174,668		
Total Expenditures and Appropriations	\$ 10,811,474	\$ 11,769,851	\$ 12,829,468	\$ 12,829,468		
Net Costs	\$ 10,774,784	\$ 11,733,126	\$ 12,783,268	\$ 12,783,268		

State Controller Schedules		County of San Luis Obispo			Schedule 9	
County Budget Act		Financing Sources and Uses by Budget Unit by Object				
		Governmental Funds				
		Fiscal Year 2023-24				
		Budget Unit: 110 - Clerk-Recorder				
		Function: General Government				
		Activity: Legislative & Administrative				
Function, Activity, Budget Unit	2021-22 Actual	2022-23 Actual	2023-24 Recommended	2023-24 Adopted by the Board of Supervisors		
1	2	3	4	5		
Revenue						
Taxes	\$ ---	\$ (1,465)	\$ ---	\$ ---		
Intergovernmental Revenue	736,057	83,992	85,840	85,840		
Charges for Current Services	2,368,363	2,676,600	1,891,652	1,891,652		
Other Revenues	2,166	1,352	---	---		
Total Revenue	\$ 3,106,586	\$ 2,760,479	\$ 1,977,492	\$ 1,977,492		
Expense						
Salary and Benefits	\$ 2,537,601	\$ 2,645,474	\$ 3,002,882	\$ 3,113,066		
Services and Supplies	1,754,046	1,611,529	1,512,793	1,402,609		
Capital Assets	9,055	10,970	---	---		
Total Expenditures and Appropriations	\$ 4,300,702	\$ 4,267,972	\$ 4,515,674	\$ 4,515,674		
Net Costs	\$ 1,194,116	\$ 1,507,493	\$ 2,538,182	\$ 2,538,182		

State Controller Schedules		County of San Luis Obispo				Schedule 9
County Budget Act		Financing Sources and Uses by Budget Unit by Object				
		Governmental Funds				
		Fiscal Year 2023-24				
		Budget Unit: 111 - County Counsel				
		Function: General Government				
		Activity: Counsel				
Function, Activity, Budget Unit	2021-22 Actual	2022-23 Actual	2023-24 Recommended	2023-24 Adopted by the Board of Supervisors		
1	2	3	4	5		
Revenue						
Intergovernmental Revenue	\$ 3,147	\$ 5,952	\$ 9,325	\$ 9,325		
Charges for Current Services	63,444	123,115	80,350	80,350		
Other Revenues	2,669	4,000	---	---		
Interfund	52,300	51,870	112,875	112,875		
Total Revenue	\$ 121,560	\$ 184,937	\$ 202,550	\$ 202,550		
Expense						
Salary and Benefits	\$ 4,155,667	\$ 4,267,307	\$ 4,764,294	\$ 4,764,294		
Services and Supplies	1,635,256	1,004,907	808,128	808,128		
Capital Assets	---	---	7,829	7,829		
Total Expenditures and Appropriations	\$ 5,790,923	\$ 5,272,215	\$ 5,580,251	\$ 5,580,251		
Net Costs	\$ 5,669,363	\$ 5,087,278	\$ 5,377,701	\$ 5,377,701		

State Controller Schedules		County of San Luis Obispo			Schedule 9
County Budget Act		Financing Sources and Uses by Budget Unit by Object			
		Governmental Funds			
		Fiscal Year 2023-24			
		Budget Unit: 112 - Human Resources			
		Function: General Government			
		Activity: Other General			
		Budget Unit: 112 - Human Resources			
		Function: General Government			
		Activity: Personnel			
Function, Activity, Budget Unit	2021-22 Actual	2022-23 Actual	2023-24 Recommended	2023-24 Adopted by the Board of Supervisors	
1	2	3	4	5	
Revenue					
Intergovernmental Revenue	\$	---	\$	---	\$ 3,000
Charges for Current Services		44,308		46,812	46,362
Other Revenues		4,760		9,455	9,455
Interfund		1,825,147		1,957,640	2,005,523
Total Revenue	\$	1,874,215	\$	2,013,907	\$ 2,064,340
Expense					
Salary and Benefits	\$	5,586,042	\$	6,449,784	\$ 7,013,185
Services and Supplies		2,275,574		2,662,950	3,157,038
Intrafund Transfers		(1,195,108)		(1,452,748)	(1,649,566)
Total Expenditures and Appropriations	\$	6,666,508	\$	7,659,986	\$ 8,520,657
Net Costs	\$	4,792,293	\$	5,646,079	\$ 6,456,317

State Controller Schedules		County of San Luis Obispo			Schedule 9	
County Budget Act		Financing Sources and Uses by Budget Unit by Object				
		Governmental Funds				
		Fiscal Year 2023-24				
		Budget Unit: 113 - Public Works - Facilities Management				
		Function: General Government				
		Activity: Property Management				
Function, Activity, Budget Unit	2021-22 Actual	2022-23 Actual	2023-24 Recommended	2023-24 Adopted by the Board of Supervisors		
1	2	3	4	5		
Revenue						
Charges for Current Services	\$ 391,821	\$ 407,280	\$ 417,000	\$ 417,000		
Other Revenues	97,241	36,804	28,400	28,400		
Interfund	1,303,257	1,284,252	1,189,045	1,189,045		
Total Revenue	\$ 1,792,319	\$ 1,728,336	\$ 1,634,445	\$ 1,634,445		
Expense						
Salary and Benefits	\$ 4,785,043	\$ 5,054,255	\$ 5,451,925	\$ 5,451,925		
Services and Supplies	3,979,589	4,444,693	4,585,921	4,585,921		
Intrafund Transfers	(2,203,822)	(2,100,765)	(2,067,237)	(2,067,237)		
Total Expenditures and Appropriations	\$ 6,560,810	\$ 7,398,184	\$ 7,970,610	\$ 7,970,610		
Net Costs	\$ 4,768,491	\$ 5,669,848	\$ 6,336,165	\$ 6,336,165		

State Controller Schedules		County of San Luis Obispo				Schedule 9
County Budget Act		Financing Sources and Uses by Budget Unit by Object				
		Governmental Funds				
		Fiscal Year 2023-24				
		Budget Unit: 114 - Information Technology				
		Function: General Government				
		Activity: Other General				
Function, Activity, Budget Unit	2021-22 Actual	2022-23 Actual	2023-24 Recommended	2023-24 Adopted by the Board of Supervisors		
1	2	3	4	5		
Revenue						
Revenue from Use of Money & Property	\$ 6,925	\$ 14,579	\$ 10,995	\$ 10,995		
Intergovernmental Revenue	156,384	144,769	135,836	135,836		
Charges for Current Services	53,644	55,096	49,827	49,827		
Other Revenues	24,456	5,609	---	---		
Interfund	2,044,630	1,634,843	1,634,002	1,634,002		
Total Revenue	\$ 2,286,039	\$ 1,854,895	\$ 1,830,660	\$ 1,830,660		
Expense						
Salary and Benefits	\$ 14,009,416	\$ 15,016,590	\$ 15,815,693	\$ 15,815,693		
Services and Supplies	4,985,591	6,060,238	6,810,634	6,810,634		
Other Charges	---	303,544	---	---		
Capital Assets	56,008	49,564	---	---		
Intrafund Transfers	(5,828,668)	(3,528,573)	(3,956,430)	(3,956,430)		
Total Expenditures and Appropriations	\$ 13,222,347	\$ 17,901,362	\$ 18,669,897	\$ 18,669,897		
Net Costs	\$ 10,936,307	\$ 16,046,466	\$ 16,839,237	\$ 16,839,237		

State Controller Schedules		County of San Luis Obispo			Schedule 9
County Budget Act		Financing Sources and Uses by Budget Unit by Object			
		Governmental Funds			
		Fiscal Year 2023-24			
		Budget Unit: 115 - Contingencies-GF			
		Function: Financing Uses			
		Activity: Legislative & Administrative			
Function, Activity, Budget Unit	2021-22 Actual	2022-23 Actual	2023-24 Recommended	2023-24 Adopted by the Board of Supervisors	
1	2	3	4	5	
Expense					
Contingencies	\$	---	\$	---	\$ 33,512,806 \$ 33,499,242
Total Expenditures and Appropriations	\$	---	\$	---	\$ 33,512,806 \$ 33,499,242
Net Costs	\$	---	\$	---	\$ 33,512,806 \$ 33,499,242

State Controller Schedules		County of San Luis Obispo				Schedule 9
County Budget Act		Financing Sources and Uses by Budget Unit by Object				
		Governmental Funds				
		Fiscal Year 2023-24				
		Budget Unit: 116 - Central Services				
		Function: General Government				
		Activity: Other General				
Function, Activity, Budget Unit	2021-22 Actual	2022-23 Actual	2023-24 Recommended	2023-24 Adopted by the Board of Supervisors		
1	2	3	4	5		
Revenue						
Licenses, Permits, and Franchises	\$ 5,800	\$ 7,450	\$ 6,000	\$ 6,000		
Revenue from Use of Money & Property	259,964	284,767	289,662	289,662		
Intergovernmental Revenue	---	1,987	12,308	12,308		
Charges for Current Services	6,630	8,604	8,397	8,397		
Other Revenues	99,177	56,126	30,400	30,400		
Interfund	493,613	480,654	509,638	509,638		
Total Revenue	\$ 865,183	\$ 839,587	\$ 856,405	\$ 856,405		
Expense						
Salary and Benefits	\$ 2,083,429	\$ 2,448,684	\$ 2,518,896	\$ 2,518,896		
Services and Supplies	3,004,961	3,597,145	3,562,155	3,562,155		
Other Charges	110,000	110,000	128,150	128,150		
Intrafund Transfers	(715,354)	(730,903)	(586,989)	(586,989)		
Total Expenditures and Appropriations	\$ 4,483,037	\$ 5,424,926	\$ 5,622,212	\$ 5,622,212		
Net Costs	\$ 3,617,854	\$ 4,585,339	\$ 4,765,807	\$ 4,765,807		

State Controller Schedules		County of San Luis Obispo			Schedule 9	
County Budget Act		Financing Sources and Uses by Budget Unit by Object				
		Governmental Funds				
		Fiscal Year 2023-24				
		Budget Unit: 117 - Auditor-Controller-Treasurer-Tax Collector-Public Admin				
		Function: General Government				
		Activity: Finance				
Function, Activity, Budget Unit	2021-22 Actual	2022-23 Actual	2023-24 Recommended	2023-24 Adopted by the Board of Supervisors		
1	2	3	4	5		
Revenue						
Taxes	\$ 364,416	\$ 381,789	\$ 475,408	\$ 475,408		
Licenses, Permits, and Franchises	168,012	167,590	161,307	161,307		
Fines, Forfeitures, and Penalties	52,868	61,008	47,000	47,000		
Intergovernmental Revenue	11,423	14,959	13,400	13,400		
Charges for Current Services	1,544,928	1,661,673	1,886,981	1,886,981		
Other Revenues	83,757	90,388	76,736	76,736		
Interfund	30,000	30,000	30,000	30,000		
Total Revenue	\$ 2,255,404	\$ 2,407,406	\$ 2,690,832	\$ 2,690,832		
Expense						
Salary and Benefits	\$ 8,368,353	\$ 8,830,883	\$ 9,736,582	\$ 9,736,582		
Services and Supplies	579,695	613,862	752,001	752,001		
Capital Assets	11,400	---	---	---		
Intrafund Transfers	(17,967)	(37,265)	(18,450)	(18,450)		
Total Expenditures and Appropriations	\$ 8,941,482	\$ 9,407,479	\$ 10,470,133	\$ 10,470,133		
Net Costs	\$ 6,686,078	\$ 7,000,073	\$ 7,779,301	\$ 7,779,301		

State Controller Schedules		County of San Luis Obispo				Schedule 9	
County Budget Act		Financing Sources and Uses by Budget Unit by Object					
		Governmental Funds					
		Fiscal Year 2023-24					
		Budget Unit: 118 - Human Resources - Talent Development					
		Function: General Government					
		Activity: Legislative & Administrative					
Function, Activity, Budget Unit		2021-22 Actual	2022-23 Actual	2023-24 Recommended	2023-24 Adopted by the Board of Supervisors		
1		2	3	4	5		
Revenue							
Interfund		\$ 23,508	\$ 24,635	\$ ---	\$ ---		
Total Revenue		\$ 23,508	\$ 24,635	\$ ---	\$ ---		
Expense							
Salary and Benefits		\$ 223,721	\$ 211,114	\$ 263,523	\$ 263,523		
Services and Supplies		369,101	452,347	448,321	448,321		
Intrafund Transfers		---	---	(6,300)	(6,300)		
Total Expenditures and Appropriations		\$ 592,822	\$ 663,461	\$ 705,544	\$ 705,544		
Net Costs		\$ 569,314	\$ 638,826	\$ 705,544	\$ 705,544		

State Controller Schedules		County of San Luis Obispo			Schedule 9	
County Budget Act		Financing Sources and Uses by Budget Unit by Object				
		Governmental Funds				
		Fiscal Year 2023-24				
		Budget Unit: 119 - Administrative Office - Communications and Outreach				
		Function: General Government				
		Activity: Legislative & Administrative				
Function, Activity, Budget Unit	2021-22 Actual	2022-23 Actual	2023-24 Recommended	2023-24 Adopted by the Board of Supervisors		
1	2	3	4	5		
Revenue						
Interfund	\$	---	\$ 25,000	\$ 30,000	\$ 30,000	
Total Revenue	\$	---	\$ 25,000	\$ 30,000	\$ 30,000	
Expense						
Salary and Benefits	\$	139,038	\$ 187,262	\$ 387,583	\$ 277,399	
Services and Supplies		31,561	48,175	58,796	58,796	
Intrafund Transfers		---	---	(210,184)	(100,000)	
Total Expenditures and Appropriations	\$	170,599	\$ 235,437	\$ 236,195	\$ 236,195	
Net Costs	\$	170,599	\$ 210,437	\$ 206,195	\$ 206,195	

State Controller Schedules		County of San Luis Obispo			Schedule 9	
County Budget Act		Financing Sources and Uses by Budget Unit by Object				
		Governmental Funds				
		Fiscal Year 2023-24				
		Budget Unit: 130 - Public Works - Waste Management				
		Function: Public Protection				
		Activity: Other Protection				
Function, Activity, Budget Unit		2021-22 Actual	2022-23 Actual	2023-24 Recommended	2023-24 Adopted by the Board of Supervisors	
1		2	3	4	5	
Revenue						
Charges for Current Services	\$	33,595	\$ 41,050	\$ 32,000	\$	32,000
Other Revenues		267	45	---		---
Total Revenue	\$	33,862	\$ 41,095	\$ 32,000	\$	32,000
Expense						
Services and Supplies	\$	1,797,824	\$ 1,415,214	\$ 1,810,251	\$	1,810,251
Other Charges		53,224	549,462	---		---
Total Expenditures and Appropriations	\$	1,851,049	\$ 1,964,676	\$ 1,810,251	\$	1,810,251
Net Costs	\$	1,817,186	\$ 1,923,581	\$ 1,778,251	\$	1,778,251

State Controller Schedules		County of San Luis Obispo			Schedule 9
County Budget Act		Financing Sources and Uses by Budget Unit by Object			
		Governmental Funds			
		Fiscal Year 2023-24			
		Budget Unit: 131 - Grand Jury			
		Function: Public Protection			
		Activity: Judicial			
Function, Activity, Budget Unit	2021-22 Actual	2022-23 Actual	2023-24 Recommended	2023-24 Adopted by the Board of Supervisors	
1	2	3	4	5	
Expense					
Salary and Benefits	\$ 21,697	\$ 24,516	\$ 44,408	\$ 44,408	
Services and Supplies	56,081	72,108	88,939	88,939	
Intrafund Transfers	(8,118)	(10,721)	(8,394)	(8,394)	
Total Expenditures and Appropriations	\$ 69,659	\$ 85,903	\$ 124,954	\$ 124,954	
Net Costs	\$ 69,659	\$ 85,903	\$ 124,954	\$ 124,954	

State Controller Schedules		County of San Luis Obispo			Schedule 9	
County Budget Act		Financing Sources and Uses by Budget Unit by Object				
		Governmental Funds				
		Fiscal Year 2023-24				
		Budget Unit: 132 - District Attorney				
		Function: Public Protection				
		Activity: Judicial				
Function, Activity, Budget Unit	2021-22 Actual	2022-23 Actual	2023-24 Recommended	2023-24 Adopted by the Board of Supervisors		
1	2	3	4	5		
Revenue						
Licenses, Permits, and Franchises	\$ 47,075	\$ 53,163	\$ 48,108	\$ 48,108		
Fines, Forfeitures, and Penalties	84,268	126,383	322,835	322,835		
Intergovernmental Revenue	7,709,419	8,114,550	8,331,593	8,331,593		
Charges for Current Services	285,942	293,545	330,685	330,685		
Other Revenues	22,063	53,214	265,235	265,235		
Total Revenue	\$ 8,148,767	\$ 8,640,854	\$ 9,298,456	\$ 9,298,456		
Expense						
Salary and Benefits	\$ 19,252,925	\$ 19,971,856	\$ 21,237,373	\$ 21,237,373		
Services and Supplies	2,456,732	2,973,382	2,794,332	2,794,332		
Other Charges	---	61,859	315,674	315,674		
Capital Assets	7,240	15,207	---	---		
Intrafund Transfers	(24,149)	(22,516)	(26,000)	(26,000)		
Total Expenditures and Appropriations	\$ 21,692,748	\$ 22,999,788	\$ 24,321,379	\$ 24,321,379		
Net Costs	\$ 13,543,980	\$ 14,358,934	\$ 15,022,923	\$ 15,022,923		

State Controller Schedules		County of San Luis Obispo			Schedule 9
County Budget Act		Financing Sources and Uses by Budget Unit by Object			
		Governmental Funds			
		Fiscal Year 2023-24			
		Budget Unit: 134 - Child Support Services			
		Function: Public Protection			
		Activity: Judicial			
Function, Activity, Budget Unit	2021-22 Actual	2022-23 Actual	2023-24 Recommended	2023-24 Adopted by the Board of Supervisors	
1	2	3	4	5	
Revenue					
Revenue from Use of Money & Property	\$ 2,978	\$ 9,507	\$ ---	\$ ---	
Intergovernmental Revenue	3,979,616	4,371,752	4,984,787	4,984,787	
Total Revenue	\$ 3,982,594	\$ 4,381,259	\$ 4,984,787	\$ 4,984,787	
Expense					
Salary and Benefits	\$ 3,325,029	\$ 3,635,075	\$ 4,412,697	\$ 4,412,697	
Services and Supplies	781,771	746,712	951,865	951,865	
Total Expenditures and Appropriations	\$ 4,106,800	\$ 4,381,787	\$ 5,364,562	\$ 5,364,562	
Net Costs	\$ 124,206	\$ 529	\$ 379,775	\$ 379,775	

State Controller Schedules		County of San Luis Obispo			Schedule 9
County Budget Act		Financing Sources and Uses by Budget Unit by Object			
		Governmental Funds			
		Fiscal Year 2023-24			
		Budget Unit: 135 - Public Defender			
		Function: Public Protection			
		Activity: Judicial			
Function, Activity, Budget Unit	2021-22 Actual	2022-23 Actual	2023-24 Recommended	2023-24 Adopted by the Board of Supervisors	
1	2	3	4	5	
Revenue					
Intergovernmental Revenue	1,248,307	794,353	690,302	690,302	
Charges for Current Services	5,345	---	---	---	
Total Revenue	\$ 1,253,652	\$ 794,353	\$ 690,302	\$ 690,302	
Expense					
Services and Supplies	\$ 8,204,603	\$ 8,117,285	\$ 8,665,117	\$ 8,665,117	
Total Expenditures and Appropriations	\$ 8,204,603	\$ 8,117,285	\$ 8,665,117	\$ 8,665,117	
Net Costs	\$ 6,950,951	\$ 7,322,932	\$ 7,974,815	\$ 7,974,815	

State Controller Schedules		County of San Luis Obispo			Schedule 9
County Budget Act		Financing Sources and Uses by Budget Unit by Object			
		Governmental Funds			
		Fiscal Year 2023-24			
		Budget Unit: 136 - Sheriff-Coroner			
		Function: Public Protection			
		Activity: Police Protection			
Function, Activity, Budget Unit	2021-22 Actual	2022-23 Actual	2023-24 Recommended	2023-24 Adopted by the Board of Supervisors	
1	2	3	4	5	
Revenue					
Licenses, Permits, and Franchises	123,721	373,643	873,933	873,933	
Fines, Forfeitures, and Penalties	283,426	407,510	645,673	645,673	
Intergovernmental Revenue	31,694,567	34,102,194	35,570,482	35,570,482	
Charges for Current Services	2,186,783	1,849,638	1,801,965	1,801,965	
Other Revenues	299,310	282,685	153,265	153,265	
Interfund	838,541	876,523	760,337	760,337	
Total Revenue	\$ 35,426,349	\$ 37,892,193	\$ 39,805,655	\$ 39,805,655	
Expense					
Salary and Benefits	\$ 77,006,629	\$ 82,329,894	\$ 85,820,158	\$ 85,820,158	
Services and Supplies	14,811,751	17,089,506	18,678,059	18,678,059	
Other Charges	195,096	477,284	---	---	
Capital Assets	616,284	752,683	507,065	507,065	
Intrafund Transfers	(1,123,494)	(1,486,662)	(1,596,977)	(1,596,977)	
Total Expenditures and Appropriations	\$ 91,506,265	\$ 99,162,704	\$ 103,408,305	\$ 103,408,305	
Net Costs	\$ 56,079,916	\$ 61,270,511	\$ 63,602,650	\$ 63,602,650	

State Controller Schedules		County of San Luis Obispo				Schedule 9	
County Budget Act		Financing Sources and Uses by Budget Unit by Object					
		Governmental Funds					
		Fiscal Year 2023-24					
		Budget Unit: 137 - Health Agency - Animal Services					
		Function: Public Protection					
		Activity: Other Protection					
Function, Activity, Budget Unit		2021-22 Actual	2022-23 Actual	2023-24 Recommended	2023-24 Adopted by the Board of Supervisors		
1		2	3	4	5		
Revenue							
Licenses, Permits, and Franchises	\$	915,251	\$ 911,047	\$ 1,000,505	\$	1,000,505	
Intergovernmental Revenue		1,106,112	1,178,715	1,308,605		1,308,605	
Charges for Current Services		147,439	156,161	202,078		202,078	
Other Revenues		619,116	617,901	576,504		576,504	
Total Revenue		\$ 2,787,918	\$ 2,863,825	\$ 3,087,692	\$	3,087,692	
Expense							
Salary and Benefits	\$	1,807,280	\$ 1,953,480	\$ 2,735,952	\$	2,735,952	
Services and Supplies		1,109,638	1,504,729	1,164,993		1,164,993	
Capital Assets		0	---	---		---	
Transfers-Out		1,027,200	1,032,665	1,030,700		1,030,700	
Total Expenditures and Appropriations		\$ 3,944,118	\$ 4,490,874	\$ 4,931,644	\$	4,931,644	
Net Costs		\$ 1,156,199	\$ 1,627,049	\$ 1,843,952	\$	1,843,952	

State Controller Schedules		County of San Luis Obispo				Schedule 9	
County Budget Act		Financing Sources and Uses by Budget Unit by Object					
		Governmental Funds					
		Fiscal Year 2023-24					
		Budget Unit: 138 - Administrative Office - Emergency Services					
		Function: Public Protection					
		Activity: Other Protection					
Function, Activity, Budget Unit	2021-22 Actual	2022-23 Actual	2023-24 Recommended	2023-24 Adopted by the Board of Supervisors			
1	2	3	4	5			
Revenue							
Intergovernmental Revenue	\$ 1,960,305	\$ 2,077,658	\$ 2,018,353	\$ 2,018,353			
Other Revenues	---	10,409	250	250			
Total Revenue	\$ 1,960,305	\$ 2,088,067	\$ 2,018,603	\$ 2,018,603			
Expense							
Salary and Benefits	\$ 1,058,442	\$ 1,324,789	\$ 1,333,941	\$ 1,333,941			
Services and Supplies	782,160	838,426	843,949	843,949			
Other Charges	404,869	368,897	350,000	350,000			
Capital Assets	156,466	408,097	---	---			
Intrafund Transfers	(1,894)	(1,473)	---	---			
Transfers-Out	79,352	---	---	---			
Total Expenditures and Appropriations	\$ 2,479,395	\$ 2,938,736	\$ 2,527,891	\$ 2,527,891			
Net Costs	\$ 519,090	\$ 850,669	\$ 509,288	\$ 509,288			

State Controller Schedules	County of San Luis Obispo				Schedule 9
County Budget Act	Financing Sources and Uses by Budget Unit by Object				
	Governmental Funds				
	Fiscal Year 2023-24				
	Budget Unit: 139 - Probation				
	Function: Public Protection				
	Activity: Detention & Correction				
Function, Activity, Budget Unit	2021-22 Actual	2022-23 Actual	2023-24 Recommended	2023-24 Adopted by the Board of Supervisors	
1	2	3	4	5	
Revenue					
Fines, Forfeitures, and Penalties	\$ 75,580	\$ 64,880	\$ 52,450	\$ 52,450	
Intergovernmental Revenue	13,037,182	15,071,388	16,162,726	16,162,726	
Charges for Current Services	754,350	858,516	824,526	824,526	
Other Revenues	9,055	2,413	10,270	10,270	
Total Revenue	\$ 13,876,167	\$ 15,997,197	\$ 17,049,972	\$ 17,049,972	
Expense					
Salary and Benefits	\$ 20,146,200	\$ 21,414,426	\$ 24,446,504	\$ 24,446,504	
Services and Supplies	5,531,064	6,186,901	6,716,994	6,716,994	
Other Charges	---	484,932	119,000	119,000	
Capital Assets	0	18,001	40,980	40,980	
Intrafund Transfers	(253,650)	(265,393)	(277,260)	(277,260)	
Total Expenditures and Appropriations	\$ 25,423,614	\$ 27,838,866	\$ 31,046,218	\$ 31,046,218	
Net Costs	\$ 11,547,447	\$ 11,841,669	\$ 13,996,246	\$ 13,996,246	

State Controller Schedules		County of San Luis Obispo			Schedule 9
County Budget Act		Financing Sources and Uses by Budget Unit by Object			
		Governmental Funds			
		Fiscal Year 2023-24			
		Budget Unit: 140 - County Fire			
		Function: Public Protection			
		Activity: Fire Protection			
Function, Activity, Budget Unit	2021-22 Actual	2022-23 Actual	2023-24 Recommended	2023-24 Adopted by the Board of Supervisors	
1	2	3	4	5	
Revenue					
Licenses, Permits, and Franchises	\$ 634,676	\$ 526,322	\$ 656,815	\$ 656,815	
Intergovernmental Revenue	3,756,697	4,145,608	3,867,217	3,867,217	
Charges for Current Services	3,724,295	3,504,390	4,026,346	4,026,346	
Other Revenues	133,399	138,621	84,000	84,000	
Interfund	1,112,573	1,596,321	1,654,516	1,654,516	
Total Revenue	\$ 9,361,639	\$ 9,911,263	\$ 10,288,894	\$ 10,288,894	
Expense					
Services and Supplies	\$ 25,039,269	\$ 29,356,877	\$ 30,031,618	\$ 30,031,618	
Other Charges	---	146,695	---	---	
Capital Assets	1,413,904	683,529	---	---	
Intrafund Transfers	(1,041)	---	(8,000)	(8,000)	
Total Expenditures and Appropriations	\$ 26,452,132	\$ 30,187,102	\$ 30,023,618	\$ 30,023,618	
Net Costs	\$ 17,090,493	\$ 20,275,839	\$ 19,734,724	\$ 19,734,724	

State Controller Schedules		County of San Luis Obispo			Schedule 9
County Budget Act		Financing Sources and Uses by Budget Unit by Object			
		Governmental Funds			
		Fiscal Year 2023-24			
Budget Unit: 141 - Agricultural Commissioner					
Function: Public Protection					
Activity: Protective Inspection					
Function, Activity, Budget Unit	2021-22 Actual	2022-23 Actual	2023-24 Recommended	2023-24 Adopted by the Board of Supervisors	
1	2	3	4	5	
Revenue					
Licenses, Permits, and Franchises	\$ 307,347	\$ 322,260	\$ 319,200	\$ 319,200	
Fines, Forfeitures, and Penalties	8,351	6,350	---	---	
Intergovernmental Revenue	3,689,203	3,687,539	3,609,910	3,609,910	
Charges for Current Services	196,279	197,307	212,040	212,040	
Other Revenues	13,312	5,589	550	550	
Total Revenue	\$ 4,214,492	\$ 4,219,045	\$ 4,141,700	\$ 4,141,700	
Expense					
Salary and Benefits	\$ 6,295,040	\$ 6,666,457	\$ 7,207,977	\$ 7,207,977	
Services and Supplies	860,620	928,193	1,034,053	1,034,053	
Other Charges	---	30,115	---	---	
Capital Assets	---	6,492	---	---	
Intrafund Transfers	(1,750)	(850)	(1,750)	(1,750)	
Total Expenditures and Appropriations	\$ 7,153,911	\$ 7,630,407	\$ 8,240,280	\$ 8,240,280	
Net Costs	\$ 2,939,419	\$ 3,411,362	\$ 4,098,580	\$ 4,098,580	

State Controller Schedules		County of San Luis Obispo				Schedule 9
County Budget Act		Financing Sources and Uses by Budget Unit by Object				
		Governmental Funds				
		Fiscal Year 2023-24				
		Budget Unit: 142 - Planning and Building				
		Function: Public Protection				
		Activity: Other Protection				
Function, Activity, Budget Unit	2021-22 Actual	2022-23 Actual	2023-24 Recommended	2023-24 Adopted by the Board of Supervisors		
1	2	3	4	5		
Revenue						
Licenses, Permits, and Franchises	\$ 6,364,727	\$ 7,980,340	\$ 8,724,489	\$ 8,876,308		
Fines, Forfeitures, and Penalties	86,076	69,502	43,534	43,534		
Intergovernmental Revenue	59,458	281,272	---	---		
Charges for Current Services	910,934	1,587,813	1,426,873	1,426,873		
Other Revenues	463,657	528,405	1,647,749	1,647,749		
Interfund	755,083	343,583	---	---		
Total Revenue	\$ 8,639,935	\$ 10,790,915	\$ 11,842,645	\$ 11,994,464		
Expense						
Salary and Benefits	\$ 13,619,000	\$ 14,919,838	\$ 17,190,210	\$ 17,480,273		
Services and Supplies	2,566,293	3,184,913	2,920,593	2,920,592		
Other Charges	6,020	101,647	336,000	336,000		
Intrafund Transfers	(23,768)	(17,378)	---	(138,243)		
Total Expenditures and Appropriations	\$ 16,167,546	\$ 18,189,019	\$ 20,446,803	\$ 20,598,622		
Net Costs	\$ 7,527,610	\$ 7,398,104	\$ 8,604,158	\$ 8,604,158		

State Controller Schedules		County of San Luis Obispo			Schedule 9	
County Budget Act		Financing Sources and Uses by Budget Unit by Object				
		Governmental Funds				
		Fiscal Year 2023-24				
		Budget Unit: 143 - Court Operations				
		Function: Public Protection				
		Activity: Judicial				
Function, Activity, Budget Unit	2021-22 Actual	2022-23 Actual	2023-24 Recommended	2023-24 Adopted by the Board of Supervisors		
1	2	3	4	5		
Revenue						
Fines, Forfeitures, and Penalties	\$ 2,125,451	\$ 2,132,680	\$ 2,076,559	\$ 2,076,559		
Intergovernmental Revenue	130,235	171,387	246,758	246,758		
Charges for Current Services	269,387	133,209	205,000	205,000		
Total Revenue	\$ 2,525,073	\$ 2,437,276	\$ 2,528,317	\$ 2,528,317		
Expense						
Other Charges	\$ 2,414,249	\$ 2,449,023	\$ 2,526,520	\$ 2,526,520		
Total Expenditures and Appropriations	\$ 2,414,249	\$ 2,449,023	\$ 2,526,520	\$ 2,526,520		
Net Costs	\$ (110,824)	\$ 11,747	\$ (1,797)	\$ (1,797)		

State Controller Schedules		County of San Luis Obispo				Schedule 9
County Budget Act		Financing Sources and Uses by Budget Unit by Object				
		Governmental Funds				
		Fiscal Year 2023-24				
		Budget Unit: 160 - Health Agency - Public Health				
		Function: Health & Sanitation				
		Activity: Health				
Function, Activity, Budget Unit	2021-22 Actual	2022-23 Actual	2023-24 Recommended	2023-24 Adopted by the Board of Supervisors		
1	2	3	4	5		
Revenue						
Licenses, Permits, and Franchises	\$ 30,981	\$ 29,020	\$ 33,072	\$ 33,072		
Fines, Forfeitures, and Penalties	3,169	5,351	103,000	103,000		
Intergovernmental Revenue	25,310,898	21,052,443	19,366,055	19,130,602		
Charges for Current Services	4,862,298	5,371,510	5,277,345	5,277,345		
Other Revenues	1,292,111	1,163,295	1,238,174	1,238,174		
Interfund	211,076	241,405	497,408	497,408		
Other Financing Sources	22,368	24,750	---	---		
Total Revenue	\$ 31,732,901	\$ 27,887,775	\$ 26,515,054	\$ 26,279,601		
Expense						
Salary and Benefits	\$ 29,448,639	\$ 30,693,933	\$ 35,868,225	\$ 36,222,944		
Services and Supplies	18,973,130	10,501,139	10,496,758	10,496,758		
Other Charges	1,183,145	2,669,370	875,200	875,200		
Capital Assets	449,979	235,958	---	---		
Intrafund Transfers	(11,375,636)	(5,447,196)	(5,332,301)	(5,332,301)		
Total Expenditures and Appropriations	\$ 38,679,257	\$ 38,653,205	\$ 41,907,882	\$ 42,262,601		
Net Costs	\$ 6,946,357	\$ 10,765,430	\$ 15,392,828	\$ 15,983,000		

State Controller Schedules		County of San Luis Obispo			Schedule 9	
County Budget Act		Financing Sources and Uses by Budget Unit by Object				
		Governmental Funds				
		Fiscal Year 2023-24				
		Budget Unit: 166 - Health Agency - Behavioral Health				
		Function: Health & Sanitation				
		Activity: Health				
Function, Activity, Budget Unit	2021-22 Actual	2022-23 Actual	2023-24 Recommended	2023-24 Adopted by the Board of Supervisors		
1	2	3	4	5		
Revenue						
Fines, Forfeitures, and Penalties	\$ 70,452	\$ 68,578	\$ 72,000	\$ 72,000		
Intergovernmental Revenue	71,571,101	76,903,952	86,515,490	86,818,549		
Charges for Current Services	375,466	439,715	492,081	492,081		
Other Revenues	969,129	990,743	998,420	998,420		
Interfund	58,322	191,598	---	---		
Total Revenue	\$ 73,044,470	\$ 78,594,586	\$ 88,077,991	\$ 88,381,050		
Expense						
Salary and Benefits	\$ 35,818,845	\$ 38,559,726	\$ 46,894,179	\$ 47,197,238		
Services and Supplies	52,172,294	57,233,743	59,553,586	59,553,586		
Other Charges	2,114,672	2,068,203	2,069,745	2,069,745		
Intrafund Transfers	(1,964,417)	(2,151,556)	(1,998,312)	(1,998,312)		
Total Expenditures and Appropriations	\$ 88,141,393	\$ 95,710,117	\$ 106,519,198	\$ 106,822,257		
Net Costs	\$ 15,096,924	\$ 17,115,531	\$ 18,441,207	\$ 18,441,207		

State Controller Schedules		County of San Luis Obispo			Schedule 9	
County Budget Act		Financing Sources and Uses by Budget Unit by Object				
		Governmental Funds				
		Fiscal Year 2023-24				
		Budget Unit: 180 - Social Services - Administration				
		Function: Public Assistance				
		Activity: Administration				
Function, Activity, Budget Unit	2021-22 Actual	2022-23 Actual	2023-24 Recommended	2023-24 Adopted by the Board of Supervisors		
1	2	3	4	5		
Revenue						
Intergovernmental Revenue	\$ 76,723,002	\$ 88,701,294	\$ 89,000,080	\$ 89,083,400		
Charges for Current Services	9,600	11,700	14,000	14,000		
Other Revenues	17,221	27,159	265,000	265,000		
Interfund	---	343,879	51,587	51,587		
Total Revenue	\$ 76,749,823	\$ 89,084,031	\$ 89,330,667	\$ 89,413,987		
Expense						
Salary and Benefits	\$ 55,620,165	\$ 63,178,186	\$ 67,317,236	\$ 67,414,120		
Services and Supplies	20,508,520	23,517,281	22,876,221	22,876,221		
Other Charges	13,045,789	15,697,924	12,097,717	12,097,717		
Capital Assets	37,765	582,695	25,000	25,000		
Intrafund Transfers	(126,901)	(155,450)	(84,690)	(84,690)		
Total Expenditures and Appropriations	\$ 89,085,338	\$ 102,820,636	\$ 102,231,484	\$ 102,328,367		
Net Costs	\$ 12,335,515	\$ 13,736,605	\$ 12,900,817	\$ 12,914,381		

State Controller Schedules		County of San Luis Obispo				Schedule 9	
County Budget Act		Financing Sources and Uses by Budget Unit by Object					
		Governmental Funds					
		Fiscal Year 2023-24					
		Budget Unit: 181 - Social Services - Foster Care and Adoptions					
		Function: Public Assistance					
		Activity: Aid Programs					
Function, Activity, Budget Unit		2021-22 Actual	2022-23 Actual	2023-24 Recommended	2023-24 Adopted by the Board of Supervisors		
1		2	3	4	5		
Revenue							
Intergovernmental Revenue		\$ 23,437,831	\$ 23,169,094	\$ 27,135,736	\$ 27,135,736		
Other Revenues		136,346	173,282	136,411	136,411		
Total Revenue		\$ 23,574,177	\$ 23,342,376	\$ 27,272,147	\$ 27,272,147		
Expense							
Services and Supplies		\$ 92,165	\$ 92,165	\$ 92,165	\$ 92,165		
Other Charges		23,245,915	23,996,262	28,436,685	28,436,685		
Intrafund Transfers		---	(144,790)	---	---		
Total Expenditures and Appropriations		\$ 23,338,080	\$ 23,943,637	\$ 28,528,850	\$ 28,528,850		
Net Costs		\$ (236,098)	\$ 601,262	\$ 1,256,703	\$ 1,256,703		

State Controller Schedules		County of San Luis Obispo				Schedule 9
County Budget Act		Financing Sources and Uses by Budget Unit by Object				
		Governmental Funds				
		Fiscal Year 2023-24				
		Budget Unit: 182 - Social Services - CalWORKs				
		Function: Public Assistance				
		Activity: Aid Programs				
Function, Activity, Budget Unit	2021-22 Actual	2022-23 Actual	2023-24 Recommended	2023-24 Adopted by the Board of Supervisors		
1	2	3	4	5		
Revenue						
Intergovernmental Revenue	\$ 11,024,042	\$ 13,310,285	\$ 13,710,249	\$	13,710,249	
Other Revenues	28,501	18,748	8,698		8,698	
Total Revenue	\$ 11,052,543	\$ 13,329,033	\$ 13,718,947	\$	13,718,947	
Expense						
Other Charges	\$ 11,297,854	\$ 13,451,214	\$ 14,061,786	\$	14,061,786	
Total Expenditures and Appropriations	\$ 11,297,854	\$ 13,451,214	\$ 14,061,786	\$	14,061,786	
Net Costs	\$ 245,311	\$ 122,182	\$ 342,839	\$	342,839	

State Controller Schedules		County of San Luis Obispo				Schedule 9	
County Budget Act		Financing Sources and Uses by Budget Unit by Object					
		Governmental Funds					
		Fiscal Year 2023-24					
		Budget Unit: 184 - Sheriff-Coroner - Law Enforcement Health Care					
		Function: Public Assistance					
		Activity: Other Protection					
Function, Activity, Budget Unit	2021-22 Actual	2022-23 Actual	2023-24 Recommended	2023-24 Adopted by the Board of Supervisors			
1	2	3	4	5			
Revenue							
Intergovernmental Revenue	\$ 2,394,174	\$ 3,436,205	\$ 3,864,573	\$ 3,864,573			
Total Revenue	\$ 2,394,174	\$ 3,436,205	\$ 3,864,573	\$ 3,864,573			
Expense							
Salary and Benefits	\$ 253,187	\$ 48,734	\$ ---	\$ ---			
Services and Supplies	8,472,299	10,089,615	11,756,526	11,756,526			
Intrafund Transfers	(232,000)	(237,000)	(242,000)	(242,000)			
Total Expenditures and Appropriations	\$ 8,493,486	\$ 9,901,349	\$ 11,514,526	\$ 11,514,526			
Net Costs	\$ 6,099,312	\$ 6,465,143	\$ 7,649,953	\$ 7,649,953			

State Controller Schedules		County of San Luis Obispo			Schedule 9
County Budget Act		Financing Sources and Uses by Budget Unit by Object			
		Governmental Funds			
		Fiscal Year 2023-24			
		Budget Unit: 185 - Social Services - General Assistance			
		Function: Public Assistance			
		Activity: General Relief			
Function, Activity, Budget Unit	2021-22 Actual	2022-23 Actual	2023-24 Recommended	2023-24 Adopted by the Board of Supervisors	
1	2	3	4	5	
Revenue					
Licenses, Permits, and Franchises	\$ 6,330	\$ 6,166	\$ 6,081	\$ 6,081	
Intergovernmental Revenue	107,701	120,660	132,394	132,394	
Other Revenues	152,314	169,493	210,349	210,349	
Total Revenue	\$ 266,345	\$ 296,319	\$ 348,824	\$ 348,824	
Expense					
Other Charges	\$ 1,686,859	\$ 2,014,970	\$ 2,033,322	\$ 2,033,322	
Total Expenditures and Appropriations	\$ 1,686,859	\$ 2,014,970	\$ 2,033,322	\$ 2,033,322	
Net Costs	\$ 1,420,515	\$ 1,718,651	\$ 1,684,498	\$ 1,684,498	

State Controller Schedules		County of San Luis Obispo			Schedule 9	
County Budget Act		Financing Sources and Uses by Budget Unit by Object				
		Governmental Funds				
		Fiscal Year 2023-24				
		Budget Unit: 186 - Veterans Services				
		Function: Public Assistance				
		Activity: Veterans Services				
Function, Activity, Budget Unit	2021-22 Actual	2022-23 Actual	2023-24 Recommended	2023-24 Adopted by the Board of Supervisors		
1	2	3	4	5		
Revenue						
Intergovernmental Revenue	\$ 214,735	\$ 322,982	\$ 346,763	\$ 346,763		
Other Revenues	---	45,300	20,000	20,000		
Total Revenue	\$ 214,735	\$ 368,282	\$ 366,763	\$ 366,763		
Expense						
Salary and Benefits	\$ 814,718	\$ 1,004,747	\$ 1,003,564	\$ 1,003,564		
Services and Supplies	98,517	125,454	118,818	118,818		
Intrafund Transfers	(4,602)	(30,736)	---	---		
Total Expenditures and Appropriations	\$ 908,633	\$ 1,099,465	\$ 1,122,382	\$ 1,122,382		
Net Costs	\$ 693,898	\$ 731,182	\$ 755,619	\$ 755,619		

State Controller Schedules		County of San Luis Obispo			Schedule 9
County Budget Act		Financing Sources and Uses by Budget Unit by Object			
		Governmental Funds			
		Fiscal Year 2023-24			
		Budget Unit: 200 - Maintenance Projects			
		Function: General Government			
		Activity: Property Management			
Function, Activity, Budget Unit	2021-22 Actual	2022-23 Actual	2023-24 Recommended	2023-24 Adopted by the Board of Supervisors	
1	2	3	4	5	
Revenue					
Charges for Current Services	147,405	(1,666)	---	---	
Other Revenues	30,816	1,938	---	---	
Interfund	698	81,218	---	---	
Total Revenue	\$ 178,918	\$ 81,490	\$ ---	\$ ---	
Expense					
Services and Supplies	\$ 3,237,947	\$ 2,684,943	\$ 3,681,000	\$ 3,681,000	
Intrafund Transfers	---	(41,600)	---	---	
Transfers-Out	236,362	168,992	---	---	
Total Expenditures and Appropriations	\$ 3,474,309	\$ 2,812,336	\$ 3,681,000	\$ 3,681,000	
Net Costs	\$ 3,252,738	\$ 2,773,498	\$ 3,681,000	\$ 3,681,000	

State Controller Schedules		County of San Luis Obispo			Schedule 9
County Budget Act		Financing Sources and Uses by Budget Unit by Object			
		Governmental Funds			
		Fiscal Year 2023-24			
		Budget Unit: 201 - Public Works - Special Services			
		Function: General Government			
		Activity: Other General			
Function, Activity, Budget Unit	2021-22 Actual	2022-23 Actual	2023-24 Recommended	2023-24 Adopted by the Board of Supervisors	
1	2	3	4	5	
Revenue					
Licenses, Permits, and Franchises	\$ 114,763	\$ 264,952	\$ 374,458	\$ 374,458	
Intergovernmental Revenue	389,669	202,498	12,325	12,325	
Charges for Current Services	942,844	907,340	1,407,687	1,407,687	
Other Revenues	211,752	241,384	309	309	
Interfund	64,575	47,184	65,000	65,000	
Total Revenue	\$ 1,723,603	\$ 1,663,357	\$ 1,859,779	\$ 1,859,779	
Expense					
Services and Supplies	\$ 3,243,956	\$ 2,821,800	\$ 4,324,461	\$ 4,324,461	
Other Charges	147,253	24,734	---	---	
Transfers-Out	37,957	212,873	---	---	
Total Expenditures and Appropriations	\$ 3,429,165	\$ 3,059,406	\$ 4,324,461	\$ 4,324,461	
Net Costs	\$ 1,705,562	\$ 1,396,049	\$ 2,464,682	\$ 2,464,682	

State Controller Schedules		County of San Luis Obispo			Schedule 9	
County Budget Act		Financing Sources and Uses by Budget Unit by Object				
		Governmental Funds				
		Fiscal Year 2023-24				
		Budget Unit: 205 - Groundwater Sustainability				
		Function: Public Protection				
		Activity: Other General				
Function, Activity, Budget Unit	2021-22 Actual	2022-23 Actual	2023-24 Recommended	2023-24 Adopted by the Board of Supervisors		
1	2	3	4	5		
Revenue						
Intergovernmental Revenue	\$ ---	\$ 33,784	\$ ---	\$ ---		
Charges for Current Services	---	12,333	---	---		
Total Revenue	\$ ---	\$ 46,117	\$ ---	\$ ---		
Expense						
Salary and Benefits	\$ 150,952	\$ 251,196	\$ 252,017	\$ 252,017		
Services and Supplies	104,718	937,302	1,402,099	1,402,099		
Capital Assets	19,202	---	---	---		
Total Expenditures and Appropriations	\$ 274,873	\$ 1,188,499	\$ 1,654,116	\$ 1,654,116		
Net Costs	\$ 274,873	\$ 1,142,382	\$ 1,654,116	\$ 1,654,116		

State Controller Schedules		County of San Luis Obispo				Schedule 9
County Budget Act		Financing Sources and Uses by Budget Unit by Object				
		Governmental Funds				
		Fiscal Year 2023-24				
		Budget Unit: 215 - UC Cooperative Extension				
		Function: Education				
		Activity: Agricultural Education				
Function, Activity, Budget Unit	2021-22 Actual	2022-23 Actual	2023-24 Recommended	2023-24 Adopted by the Board of Supervisors		
1	2	3	4	5		
Revenue						
Intergovernmental Revenue	\$ 10,626	\$ 12,108	\$ 14,192	\$ 14,192		
Total Revenue	\$ 10,626	\$ 12,108	\$ 14,192	\$ 14,192		
Expense						
Salary and Benefits	\$ 434,060	\$ 530,070	\$ 567,064	\$ 567,064		
Services and Supplies	98,508	85,165	97,058	97,058		
Total Expenditures and Appropriations	\$ 532,568	\$ 615,235	\$ 664,122	\$ 664,122		
Net Costs	\$ 521,942	\$ 603,127	\$ 649,930	\$ 649,930		

State Controller Schedules		County of San Luis Obispo				Schedule 9
County Budget Act		Financing Sources and Uses by Budget Unit by Object				
		Governmental Funds				
		Fiscal Year 2023-24				
		Budget Unit: 222 - Parks and Recreation - Community Parks				
		Function: Recreation & Cultural Services				
		Activity: Recreation Facilities				
Function, Activity, Budget Unit	2021-22 Actual	2022-23 Actual	2023-24 Recommended	2023-24 Adopted by the Board of Supervisors		
1	2	3	4	5		
Revenue						
Fines, Forfeitures, and Penalties	\$ 123,482	\$ 8,500	\$ 87,458	\$ 87,458		
Revenue from Use of Money & Property	156,000	176,309	142,000	142,000		
Intergovernmental Revenue	15,480	244,404	2,500	2,500		
Charges for Current Services	209,234	208,486	191,000	191,000		
Other Revenues	8,815	31,242	19,900	19,900		
Interfund	547,565	443,408	498,781	498,781		
Total Revenue	\$ 1,060,577	\$ 1,112,349	\$ 941,639	\$ 941,639		
Expense						
Salary and Benefits	\$ 3,276,546	\$ 3,344,133	\$ 3,802,458	\$ 3,802,458		
Services and Supplies	2,093,621	2,415,758	2,353,576	2,353,576		
Other Charges	145,519	31,143	114,457	114,457		
Capital Assets	15,480	543,279	33,968	33,968		
Intrafund Transfers	(162,691)	(144,976)	(87,601)	(87,601)		
Transfers-Out	---	---	240,567	240,567		
Total Expenditures and Appropriations	\$ 5,368,476	\$ 6,189,337	\$ 6,457,426	\$ 6,457,426		
Net Costs	\$ 4,307,899	\$ 5,076,989	\$ 5,515,787	\$ 5,515,787		

State Controller Schedules		County of San Luis Obispo			Schedule 9	
County Budget Act		Financing Sources and Uses by Budget Unit by Object				
		Governmental Funds				
		Fiscal Year 2023-24				
		Budget Unit: 230 - Capital Projects				
		Function: General Government				
		Activity: Plant Acquisition				
Function, Activity, Budget Unit	2021-22 Actual	2022-23 Actual	2023-24 Recommended	2023-24 Adopted by the Board of Supervisors		
1	2	3	4	5		
Revenue						
Revenue from Use of Money & Property	\$ 70,195	\$ 235,708	\$ ---	\$ ---		
Intergovernmental Revenue	754,772	2,292,843	---	---		
Charges for Current Services	17,708	566,074	738,416	738,416		
Other Revenues	---	124,863	---	---		
Interfund	116,842	1,564,151	3,187,204	3,187,204		
Other Financing Sources	16,398,905	9,351,644	7,049,785	7,094,783		
Total Revenue	\$ 17,358,423	\$ 14,135,283	\$ 10,975,405	\$ 11,020,403		
Expense						
Other Charges	---	704,769	---	---		
Capital Assets	17,300,066	13,180,651	10,975,405	11,211,118		
Transfers-Out	---	203,825	---	---		
Total Expenditures and Appropriations	\$ 17,300,066	\$ 14,089,245	\$ 10,975,405	\$ 11,211,118		
Net Costs	\$ (58,356)	\$ (46,038)	\$ ---	\$ 190,715		

State Controller Schedules		County of San Luis Obispo			Schedule 9	
County Budget Act		Financing Sources and Uses by Budget Unit by Object				
		Governmental Funds				
		Fiscal Year 2023-24				
		Budget Unit: 245 - Public Works - Roads				
		Function: Public Ways & Facilities				
		Activity: Public Ways				
Function, Activity, Budget Unit	2021-22 Actual	2022-23 Actual	2023-24 Recommended	2023-24 Adopted by the Board of Supervisors		
1	2	3	4	5		
Revenue						
Taxes	\$ 1,980,947	\$ 2,112,568	\$ 2,104,577	\$ 2,104,577		
Revenue from Use of Money & Property	113,290	385,122	100,000	100,000		
Intergovernmental Revenue	25,902,101	26,922,914	24,001,242	24,001,242		
Charges for Current Services	362,531	437,004	358,022	358,022		
Other Revenues	119,377	108,791	---	---		
Other Financing Sources	11,506,431	18,542,510	6,740,576	6,740,576		
Total Revenue	\$ 39,984,676	\$ 48,508,909	\$ 33,304,417	\$ 33,304,417		
Expense						
Services and Supplies	\$ 19,876,279	\$ 37,890,218	\$ 25,434,081	\$ 25,434,081		
Other Charges	385,121	49,244	549,470	549,470		
Capital Assets	14,363,964	14,224,610	8,238,000	8,238,000		
Transfers-Out	113,711	113,847	112,866	112,866		
Total Expenditures and Appropriations	\$ 34,739,076	\$ 52,277,919	\$ 34,334,417	\$ 34,334,417		
Net Costs	\$ (5,245,600)	\$ 3,769,010	\$ 1,030,000	\$ 1,030,000		

State Controller Schedules		County of San Luis Obispo			Schedule 9	
County Budget Act		Financing Sources and Uses by Budget Unit by Object				
		Governmental Funds				
		Fiscal Year 2023-24				
		Budget Unit: 247 - Public Facility Fees				
		Function: Public Ways & Facilities				
		Activity: Public Ways				
Function, Activity, Budget Unit		2021-22 Actual	2022-23 Actual	2023-24 Recommended	2023-24 Adopted by the Board of Supervisors	
1		2	3	4	5	
Revenue						
Revenue from Use of Money & Property		\$ 91,176	\$ 270,129	\$ ---	\$ ---	
Charges for Current Services		1,184,243	1,520,255	1,880,063	1,880,063	
Total Revenue		\$ 1,275,419	\$ 1,790,384	\$ 1,880,063	\$ 1,880,063	
Expense						
Transfers-Out		\$ 590,273	\$ 4,005,004	\$ 1,913,201	\$ 1,913,201	
Total Expenditures and Appropriations		\$ 590,273	\$ 4,005,004	\$ 1,913,201	\$ 1,913,201	
Net Costs		\$ (685,145)	\$ 2,214,620	\$ 33,138	\$ 33,138	

State Controller Schedules		County of San Luis Obispo			Schedule 9	
County Budget Act		Financing Sources and Uses by Budget Unit by Object				
		Governmental Funds				
		Fiscal Year 2023-24				
		Budget Unit: 248 - Public Works - Road Impact Fees				
		Function: Public Ways & Facilities				
		Activity: Public Ways				
Function, Activity, Budget Unit	2021-22 Actual	2022-23 Actual	2023-24 Recommended	2023-24 Adopted by the Board of Supervisors		
1	2	3	4	5		
Revenue						
Revenue from Use of Money & Property	\$ 67,351	\$ 207,810	\$ ---	\$ ---		
Charges for Current Services	1,267,820	1,013,305	---	---		
Total Revenue	\$ 1,335,170	\$ 1,221,116	\$ ---	\$ ---		
Expense						
Transfers-Out	\$ 994,125	\$ 557,468	\$ 758,900	\$ 758,900		
Total Expenditures and Appropriations	\$ 994,125	\$ 557,468	\$ 758,900	\$ 758,900		
Net Costs	\$ (341,046)	\$ (663,648)	\$ 758,900	\$ 758,900		

State Controller Schedules		County of San Luis Obispo			Schedule 9	
County Budget Act		Financing Sources and Uses by Budget Unit by Object				
		Governmental Funds				
		Fiscal Year 2023-24				
		Budget Unit: 266 - Countywide Automation Replacement				
		Function: General Government				
		Activity: Other General				
Function, Activity, Budget Unit	2021-22 Actual	2022-23 Actual	2023-24 Recommended	2023-24 Adopted by the Board of Supervisors		
1	2	3	4	5		
Revenue						
Revenue from Use of Money & Property	\$ 123,995	\$ 435,989	\$ ---	\$ ---		
Other Revenues	---	95,473	---	---		
Interfund	---	420,000	---	---		
Other Financing Sources	10,098,389	5,183,410	9,188,954	6,788,954		
Total Revenue	\$ 10,222,384	\$ 6,134,872	\$ 9,188,954	\$ 6,788,954		
Expense						
Services and Supplies	\$ 84,949	\$ 79,645	\$ ---	\$ ---		
Capital Assets	4,679,605	6,116,335	2,692,500	2,692,500		
Total Expenditures and Appropriations	\$ 4,764,554	\$ 6,195,980	\$ 2,692,500	\$ 2,692,500		
Net Costs	\$ (5,457,829)	\$ 61,108	\$ (6,496,454)	\$ (4,096,454)		

State Controller Schedules		County of San Luis Obispo			Schedule 9
County Budget Act		Financing Sources and Uses by Budget Unit by Object			
		Governmental Funds			
		Fiscal Year 2023-24			
		Budget Unit: 267 - General Government Building Replacement			
		Function: General Government			
		Activity: Plant Acquisition			
Function, Activity, Budget Unit	2021-22 Actual	2022-23 Actual	2023-24 Recommended	2023-24 Adopted by the Board of Supervisors	
1	2	3	4	5	
Revenue					
Revenue from Use of Money & Property	\$ 169,110	\$ 577,504	\$ ---	\$ ---	
Other Financing Sources	8,800,950	5,239,742	3,255,772	3,255,772	
Total Revenue	\$ 8,970,060	\$ 5,817,246	\$ 3,255,772	\$ 3,255,772	
Expense					
Transfers-Out	\$ 1,166,876	\$ 1,696,654	\$ 1,738,659	\$ 1,738,659	
Total Expenditures and Appropriations	\$ 1,166,876	\$ 1,696,654	\$ 1,738,659	\$ 1,738,659	
Net Costs	\$ (7,803,184)	\$ (4,120,592)	\$ (1,517,113)	\$ (1,517,113)	

State Controller Schedules		County of San Luis Obispo			Schedule 9	
County Budget Act		Financing Sources and Uses by Budget Unit by Object				
		Governmental Funds				
		Fiscal Year 2023-24				
		Budget Unit: 268 - Tax Reduction Reserve				
		Function: General Government				
		Activity: Finance				
Function, Activity, Budget Unit	2021-22 Actual	2022-23 Actual	2023-24 Recommended	2023-24 Adopted by the Board of Supervisors		
1	2	3	4	5		
Revenue						
Revenue from Use of Money & Property	\$ 113,393	\$ 351,723	\$ ---	\$ ---		
Other Revenues	1,514,975	1,514,975	1,514,975	1,514,975		
Other Financing Sources	2,713,512	203,825	---	---		
Total Revenue	\$ 4,341,880	\$ 2,070,523	\$ 1,514,975	\$ 1,514,975		
Expense						
Transfers-Out	\$ 409,679	\$ 1,440,350	\$ ---	\$ ---		
Total Expenditures and Appropriations	\$ 409,679	\$ 1,440,350	\$ ---	\$ ---		
Net Costs	\$ (3,932,201)	\$ (630,173)	\$ (1,514,975)	\$ (1,514,975)		

State Controller Schedules		County of San Luis Obispo			Schedule 9	
County Budget Act		Financing Sources and Uses by Budget Unit by Object				
		Governmental Funds				
		Fiscal Year 2023-24				
		Budget Unit: 277 - Debt Service				
		Function: Debt Services				
		Activity: Retirement of Long-Term Debt				
Function, Activity, Budget Unit	2021-22 Actual	2022-23 Actual	2023-24 Recommended	2023-24 Adopted by the Board of Supervisors		
1	2	3	4	5		
Revenue						
Taxes	\$ 499,491	\$ 491,091	\$ 515,000	\$ 515,000		
Fines, Forfeitures, and Penalties	306,415	309,809	307,694	307,694		
Charges for Current Services	399,593	---	---	---		
Other Financing Sources	2,419,973	4,499,494	7,456,551	7,456,551		
Total Revenue	\$ 3,625,473	\$ 5,300,394	\$ 8,279,245	\$ 8,279,245		
Expense						
Services and Supplies	\$ 16,286	\$ 42,500	\$ 56,750	\$ 56,750		
Other Charges	3,627,973	5,299,846	8,222,495	8,222,495		
Total Expenditures and Appropriations	\$ 3,644,259	\$ 5,342,346	\$ 8,279,245	\$ 8,279,245		
Net Costs	\$ 18,786	\$ 41,952	---	---		

State Controller Schedules	County of San Luis Obispo				Schedule 9
County Budget Act	Financing Sources and Uses by Budget Unit by Object				
	Governmental Funds				
	Fiscal Year 2023-24				
	Budget Unit: 290 - Social Services - Homeless and Affordable Housing				
	Function: General Government				
	Activity: Legislative & Administrative				
Function, Activity, Budget Unit	2021-22 Actual	2022-23 Actual	2023-24 Recommended	2023-24 Adopted by the Board of Supervisors	
1	2	3	4	5	
Revenue					
Revenue from Use of Money & Property	\$ 1,267	\$ 3,531	\$ ---	\$ ---	
Intergovernmental Revenue	7,113,066	6,988,127	7,091,386	7,091,386	
Other Revenues	307,014	6,855	723,273	723,273	
Other Financing Sources	38,555	39,761	6,098,235	6,642,193	
Total Revenue	\$ 7,459,902	\$ 7,038,274	\$ 13,912,894	\$ 14,456,852	
Expense					
Salary and Benefits	\$ ---	\$ ---	\$ 3,162,109	\$ 3,162,109	
Services and Supplies	800,749	696,894	2,735,228	2,735,228	
Other Charges	6,657,886	6,336,634	8,285,505	8,306,863	
Intrafund Transfers	---	---	(269,948)	(269,948)	
Transfers-Out	---	40,190	---	---	
Total Expenditures and Appropriations	\$ 7,458,635	\$ 7,073,718	\$ 13,912,894	\$ 13,934,252	
Net Costs	\$ (1,267)	\$ 35,444	\$ ---	\$ (522,600)	

State Controller Schedules		County of San Luis Obispo			Schedule 9	
County Budget Act		Financing Sources and Uses by Budget Unit by Object				
		Governmental Funds				
		Fiscal Year 2023-24				
		Budget Unit: 305 - Parks and Recreation - Regional Parks				
		Function: Recreation & Cultural Services				
		Activity: Recreation Facilities				
Function, Activity, Budget Unit	2021-22 Actual	2022-23 Actual	2023-24 Recommended	2023-24 Adopted by the Board of Supervisors		
1	2	3	4	5		
Revenue						
Fines, Forfeitures, and Penalties	\$ 500	\$ 61,436	\$ 500	\$ 500		
Revenue from Use of Money & Property	37,489	48,813	54,000	54,000		
Intergovernmental Revenue	12,102	1,587,714	23,000	23,000		
Charges for Current Services	5,600,907	5,560,216	5,965,900	5,965,900		
Other Revenues	98,568	9,602	9,100	9,100		
Interfund	397,670	407,057	400,000	400,000		
Other Financing Sources	3,359,324	2,706,513	362,204	362,204		
Total Revenue	\$ 9,506,561	\$ 10,381,352	\$ 6,814,704	\$ 6,814,704		
Expense						
Salary and Benefits	\$ 3,058,955	\$ 3,228,462	\$ 3,453,877	\$ 3,453,877		
Services and Supplies	3,252,189	4,110,413	2,932,821	2,932,821		
Other Charges	135,107	376,141	407,204	407,204		
Capital Assets	577,112	2,783,636	---	---		
Transfers-Out	690,802	20,802	20,802	20,802		
Contingencies	---	---	200,000	---		
Total Expenditures and Appropriations	\$ 7,714,165	\$ 10,519,454	\$ 7,014,704	\$ 6,814,704		
Net Costs	\$ (1,792,395)	\$ 138,103	\$ 200,000	\$ ---		

State Controller Schedules		County of San Luis Obispo			Schedule 9	
County Budget Act		Financing Sources and Uses by Budget Unit by Object				
		Governmental Funds				
		Fiscal Year 2023-24				
		Budget Unit: 330 - Wildlife and Grazing				
		Function: Public Protection				
		Activity: Flood Control, Spoil & Water Conservation				
Function, Activity, Budget Unit		2021-22 Actual	2022-23 Actual	2023-24 Recommended	2023-24 Adopted by the Board of Supervisors	
1		2	3	4	5	
Revenue						
Revenue from Use of Money & Property		\$ 257	\$ 844	\$ 740	\$ 740	
Intergovernmental Revenue		7,262	2,922	3,608	3,608	
Total Revenue		\$ 7,519	\$ 3,766	\$ 4,348	\$ 4,348	
Expense						
Services and Supplies		\$ 2,323	\$ 1,749	\$ 6,756	\$ 6,756	
Total Expenditures and Appropriations		\$ 2,323	\$ 1,749	\$ 6,756	\$ 6,756	
Net Costs		\$ (5,196)	\$ (2,018)	\$ 2,408	\$ 2,408	

State Controller Schedules		County of San Luis Obispo			Schedule 9	
County Budget Act		Financing Sources and Uses by Budget Unit by Object				
		Governmental Funds				
		Fiscal Year 2023-24				
		Budget Unit: 331 - Fish and Game				
		Function: Public Protection				
		Activity: Other Protection				
Function, Activity, Budget Unit	2021-22 Actual	2022-23 Actual	2023-24 Recommended	2023-24 Adopted by the Board of Supervisors		
1	2	3	4	5		
Revenue						
Fines, Forfeitures, and Penalties	\$ 44,997	\$ 28,692	\$ 36,569	\$ 36,569	\$ 36,569	
Total Revenue	\$ 44,997	\$ 28,692	\$ 36,569	\$ 36,569	\$ 36,569	
Expense						
Services and Supplies	\$ 6,994	\$ 42,186	\$ 33,972	\$ 33,972	\$ 33,972	
Total Expenditures and Appropriations	\$ 6,994	\$ 42,186	\$ 33,972	\$ 33,972	\$ 33,972	
Net Costs	\$ (38,003)	\$ 13,494	\$ (2,597)	\$ (2,597)	\$ (2,597)	

State Controller Schedules		County of San Luis Obispo			Schedule 9	
County Budget Act		Financing Sources and Uses by Budget Unit by Object				
		Governmental Funds				
		Fiscal Year 2023-24				
		Budget Unit: 335 - Public Works - Solid Waste Management				
		Function: Public Protection				
		Activity: Other Protection				
Function, Activity, Budget Unit	2021-22 Actual	2022-23 Actual	2023-24 Recommended	2023-24 Adopted by the Board of Supervisors		
1	2	3	4	5		
Revenue						
Revenue from Use of Money & Property	\$	---	\$ 3,739	\$	---	
Intergovernmental Revenue		---	92,804		---	
Charges for Current Services		---	400,029	496,658	496,658	
Other Financing Sources		---	367,981	699,904	699,904	
Total Revenue	\$	---	\$ 864,553	\$ 1,196,562	\$ 1,196,562	
Expense						
Services and Supplies	\$	---	\$ 687,034	\$ 1,196,562	\$ 1,196,562	
Other Charges		---	122,869	---	---	
Total Expenditures and Appropriations	\$	---	\$ 809,903	\$ 1,196,562	\$ 1,196,562	
Net Costs	\$	---	(54,650)	\$	---	

State Controller Schedules		County of San Luis Obispo				Schedule 9	
County Budget Act		Financing Sources and Uses by Budget Unit by Object					
		Governmental Funds					
		Fiscal Year 2023-24					
		Budget Unit: 351 - Health Agency - Emergency Medical Services					
		Function: Public Assistance					
		Activity: Medical Services					
Function, Activity, Budget Unit	2021-22 Actual	2022-23 Actual	2023-24 Recommended	2023-24 Adopted by the Board of Supervisors			
1	2	3	4	5			
Revenue							
Fines, Forfeitures, and Penalties	\$ 556,334	\$ 552,140	\$ 574,267	\$ 574,267			
Revenue from Use of Money & Property	897	3,208	733	733			
Total Revenue	\$ 557,231	\$ 555,348	\$ 575,000	\$ 575,000			
Expense							
Services and Supplies	\$ 563,782	\$ 543,992	\$ 575,000	\$ 575,000			
Total Expenditures and Appropriations	\$ 563,782	\$ 543,992	\$ 575,000	\$ 575,000			
Net Costs	\$ 6,551	\$ (11,356)	\$ ---	\$ ---			

State Controller Schedules		County of San Luis Obispo			Schedule 9
County Budget Act		Financing Sources and Uses by Budget Unit by Object			
		Governmental Funds			
		Fiscal Year 2023-24			
		Budget Unit: 375 - Health Agency - Driving Under the Influence			
		Function: Education			
		Activity: Other Education			
Function, Activity, Budget Unit	2021-22 Actual	2022-23 Actual	2023-24 Recommended	2023-24 Adopted by the Board of Supervisors	
1	2	3	4	5	
Revenue					
Revenue from Use of Money & Property	\$ 2,835	\$ 6,641	\$ 4,093	\$ 4,093	
Intergovernmental Revenue	248,805	11,842	---	---	
Charges for Current Services	810,775	943,612	1,439,448	1,439,448	
Other Revenues	55,746	49,282	---	---	
Interfund	12,437	136,499	---	---	
Total Revenue	\$ 1,130,598	\$ 1,147,876	\$ 1,443,541	\$ 1,443,541	
Expense					
Salary and Benefits	\$ 904,154	\$ 806,782	\$ 957,792	\$ 957,792	
Services and Supplies	479,429	395,055	419,520	419,520	
Other Charges	20,600	20,833	21,005	21,005	
Contingencies	---	---	45,224	45,224	
Total Expenditures and Appropriations	\$ 1,404,183	\$ 1,222,670	\$ 1,443,541	\$ 1,443,541	
Net Costs	\$ 273,585	\$ 74,794	\$ ---	\$ ---	

State Controller Schedules		County of San Luis Obispo				Schedule 9
County Budget Act		Financing Sources and Uses by Budget Unit by Object				
		Governmental Funds				
		Fiscal Year 2023-24				
		Budget Unit: 377 - Library				
		Function: Education				
		Activity: Library Services				
Function, Activity, Budget Unit	2021-22 Actual	2022-23 Actual	2023-24 Recommended	2023-24 Adopted by the Board of Supervisors		
1	2	3	4	5		
Revenue						
Taxes	\$ 10,717,910	\$ 11,530,386	\$ 11,735,589	\$ 11,735,589		
Revenue from Use of Money & Property	24,931	89,236	44,876	44,876		
Intergovernmental Revenue	116,313	225,509	278,264	278,264		
Charges for Current Services	70,617	93,067	85,300	85,300		
Other Revenues	360,020	467,290	360,930	360,930		
Other Financing Sources	666,552	647,549	1,402,258	1,402,258		
Total Revenue	\$ 11,956,343	\$ 13,053,038	\$ 13,907,217	\$ 13,907,217		
Expense						
Salary and Benefits	\$ 7,274,737	\$ 7,738,144	\$ 8,206,373	\$ 8,206,373		
Services and Supplies	4,384,717	4,959,854	4,724,007	4,724,007		
Other Charges	8,751	119,573	808,170	808,170		
Capital Assets	86,507	---	---	---		
Transfers-Out	---	32,869	---	---		
Contingencies	---	---	572,450	572,450		
Total Expenditures and Appropriations	\$ 11,754,711	\$ 12,850,441	\$ 14,311,000	\$ 14,311,000		
Net Costs	\$ (201,632)	\$ (202,597)	\$ 403,783	\$ 403,783		

State Controller Schedules		County of San Luis Obispo			Schedule 9	
County Budget Act		Financing Sources and Uses by Budget Unit by Object				
		Governmental Funds				
		Fiscal Year 2023-24				
		Budget Unit: 392 - Pension Obligation Bonds				
		Function: Debt Services				
		Activity: Retirement of Long-Term Debt				
Function, Activity, Budget Unit	2021-22 Actual	2022-23 Actual	2023-24 Recommended	2023-24 Adopted by the Board of Supervisors		
1	2	3	4	5		
Revenue						
Revenue from Use of Money & Property	\$ 80,246	\$ 311,279	\$ 200,000	\$ 200,000		
Other Revenues	13,595,524	14,660,988	14,860,000	14,860,000		
Total Revenue	\$ 13,675,769	\$ 14,972,267	\$ 15,060,000	\$ 15,060,000		
Expense						
Services and Supplies	\$ 30,000	\$ 30,000	\$ 30,000	\$ 30,000		
Other Charges	9,622,099	10,227,099	10,852,200	10,852,200		
Total Expenditures and Appropriations	\$ 9,652,099	\$ 10,257,099	\$ 10,882,200	\$ 10,882,200		
Net Costs	\$ (4,023,671)	\$ (4,715,168)	\$ (4,177,800)	\$ (4,177,800)		

Schedule 10

Internal Service Fund

Internal service funds predominantly provide services to other County departments. They operate as cost-reimbursement mechanisms and as such are expected to recover the full cost of providing a given service over time. The Schedule 10 outlines the operating plan of an internal service fund, including anticipated income, expenses and net gain or loss.

Internal service fund schedules are organized by operating and non-operating revenues/expenses. Operating revenue/expenses directly relate to the fund's day to day service activities. Examples of operating revenue would be charges for services (e.g. fees) while operating expenses would include items such as salaries and benefits or services and supplies costs.

Non-operating revenues/expenses are not related to the fund's day to day activities. Typical non-operating revenue/expense include gain and loss on disposal of capital assets, interest and investment income or loss, debt service, or depreciation. Non-operating expenses are shown as a credit on the schedules.

Fund Center 405- Public Works (in the Land Based Service Group), Fund Centers 408-412- Self Insurance and Fund Center 407- Fleet (all in the Support to County Departments Service Group) are all internal service funds and the operating plan for these fund centers is presented in a Schedule 10.

State Controller Schedules	San Luis Obispo County	Schedule 10
County Budget Act	Operation of Internal Service Fund	
	Fiscal Year 2023-24	
Budget Unit: 405		Fund Title: Public Works Service Activity: Public Ways

	2021-22 Actual	2022-23 Actual	2023-24 Recommended	2023-24 Adopted by the Board of Supervisors
Operating Detail	2	3	4	5
1				
Operating Revenues				
Charges for current services	39,954,081	51,125,301	49,407,683	50,163,398
Other revenues	123,181	106,628	93,398	93,398
Total Operating Revenues	40,077,262	51,231,929	49,501,081	50,256,796
Operating Expenses				
Salaries and Benefits	30,584,125	39,250,346	37,642,589	38,370,695
Services and Supplies	8,692,028	14,186,157	9,336,596	9,336,596
Amortization		137,788		
Depreciation	1,050,149	1,071,025	1,050,149	1,050,149
Countywide Overhead Allocation	172,450	196,863	191,312	191,312
Total Operating Expenses	40,498,752	54,842,179	48,220,646	48,948,752
Operating Income (Loss)	(421,490)	(3,610,250)	1,280,435	1,308,044
Non-Operating Revenues (Expenses)				
Interest Revenue	-	233,551	65,231	65,231
Interest Expense		(8,010)		
Other Income	43,824	-	-	-
Other Expenses	-	-	-	-
Total Non-Operating Revenues (Expenses)	43,824	225,541	65,231	65,231
Income Bef. Capital Contrbs. & Transfers	(377,666)	(3,384,709)	1,345,666	1,373,275
Transfers In	184,079	4,335	-	-
Transfers (Out)	(1,169,065)	(1,262,339)	(1,419,950)	(1,447,560)
Change in Net Position	(1,362,652)	(4,642,712)	(74,284)	(74,285)
Net Position - Beginning	(31,440,500)	(32,803,152)	(37,445,864)	(37,445,864)
Cumulative Effect of Change in Accounting Principle	-	-	-	-
Net Position - Ending	(32,803,152)	(37,445,864)	(37,520,148)	(37,520,149)
Fixed Asset Expenditures				
Equipment	1,366,991	893,279	1,997,300	1,997,300
Structures & Improvements	-	-	-	-
Total Fixed Asset Expenditures	1,366,991	893,279	1,997,300	1,997,300

State Controller Schedules	San Luis Obispo County	Schedule 10
County Budget Act	Operation of Internal Service Fund	
	Fiscal Year 2023-24	
Budget Unit: 407		Fund Title: Fleet Services Service Activity: Transportation

	2021-22 Actual	2022-23 Actual	2023-24 Recommended	2023-24 Adopted by the Board of Supervisors
Operating Detail	2	3	4	5
1				
Operating Revenues				
Charges for Current Services	6,892,665	8,295,020	7,949,277	7,949,277
Other revenues	2,006	131,468	-	-
Total Operating Revenues	6,894,671	8,426,488	7,949,277	7,949,277
Operating Expenses				
Salaries and Benefits	928,861	1,749,311	1,659,324	1,659,324
Services and Supplies	3,813,471	4,129,886	4,171,135	4,171,135
Other Charges	-	15,000	-	-
Depreciation	1,725,756	1,609,098	1,618,189	1,618,189
Countywide Overhead Allocation	140,371	147,496	150,103	150,103
Total Operating Expenses	6,608,459	7,650,791	7,598,751	7,598,751
Operating Income (Loss)	286,213	775,696	350,526	350,526
Non-Operating Revenues (Expenses)				
Interest Revenue (Expense)	(160,126)	91,938	35,000	35,000
Aid from governmental agencies				
Gain on Sale of Assets	308,319	224,875	302,500	302,500
Other	-	-	-	-
Total Non-Operating Revenues (Expenses)	148,193	316,813	337,500	337,500
Income Bef. Capital Contrbs. & Transfers	434,406	1,092,510	688,026	688,026
Transfers In	79,352			
Transfers (Out)	(51,939)	(54,091)	(61,292)	(61,292)
Change In Net Position	461,819	1,038,418	626,734	626,734
Net Assets - Beginning	8,394,788	8,856,607	9,895,025	9,895,025
Cumulative Effect of Change in Accounting Principle	-	-	-	-
Net Assets - Ending	8,856,607	9,895,025	10,521,759	10,521,759
Fixed Asset Expenditures				
Equipment	1,746,738	1,875,951	2,350,000	2,350,000
Structures & Improvements	-	-	-	-
Total Fixed Asset Expenditures	1,746,738	1,875,951	2,350,000	2,350,000

State Controller Schedules	San Luis Obispo County			Schedule 10
County Budget Act	Operation of Internal Service Fund			
	Fiscal Year 2023-24			
Budget Unit: 408				Fund Title: Workers' Comp Self Insurance Service Activity: Other General

Operating Detail	2021-22 Actual	2022-23 Actual	2023-24 Recommended	2023-24 Adopted by the Board of Supervisors
1	2	3	4	5
Operating Revenues				
Charges for current services	5,545,383	6,267,356	7,450,000	7,450,000
Total Operating Revenues	5,545,383	6,267,356	7,450,000	7,450,000
Operating Expenses				
Insurance Benefit Payments	2,321,259	3,679,665	4,862,000	4,862,000
Salaries & Benefits	1,020,788	864,663	600,000	600,000
Services and Supplies	4,109,259	4,169,778	2,896,902	2,896,902
Outside Legal	401,766	353,360	225,000	225,000
Overhead	58,587	92,753	170,556	170,556
Total Operating Expenses	7,911,658	9,160,219	8,754,458	8,754,458
Operating Income (Loss)	(2,366,276)	(2,892,862)	(1,304,458)	(1,304,458)
Non-Operating Revenues (Expenses)				
Interest Revenue	-	222,151	85,000	85,000
Interest Expense	(305,352)	-	-	-
Other Income	-	-	-	-
Total Non-Operating Revenues (Expenses)	(305,352)	222,151	85,000	85,000
Income Bef. Capital Contrbs. & Transfers	(2,671,628)	(2,670,711)	(1,219,458)	(1,219,458)
Transfers In	246,094	3,069,100	-	-
Transfers Out	-	-	-	-
Change in Net Position	(2,425,534)	398,389	(1,219,458)	(1,219,458)
Net Assets - Beginning	(1,836,968)	(4,262,502)	(3,864,113)	(3,864,113)
Net Assets - Ending	(4,262,502)	(3,864,113)	(5,083,571)	(5,083,571)
Capital Asset Expenditures				
Equipment	-	-	-	-
Structures and Improvements	-	-	-	-
Total Fixed Asset Expenditures	-	-	-	-

State Controller Schedules	San Luis Obispo County			Schedule 10
County Budget Act	Operation of Internal Service Fund			
	Fiscal Year 2023-24			
Budget Unit: 409				Fund Title: Self Insurance - Liability Service Activity: Other General

Operating Detail	2021-22 Actual	2022-23 Actual	2023-24 Recommended	2023-24 Adopted by the Board of Supervisors
1	2	3	4	5
Operating Revenues				
Charges for current services	3,750,000	4,200,000	4,700,000	4,700,000
Total Operating Revenues	3,750,000	4,200,000	4,700,000	4,700,000
Operating Expenses				
Salaries & Benefits	-	-	-	-
Services and Supplies	2,435,453	3,379,898	524,861	524,861
Insurance Benefit Payments	1,370,331	20,703	5,290,000	5,290,000
Outside Legal	925,876	1,221,178	800,000	800,000
Overhead	136,796	133,878	142,858	142,858
Total Operating Expenses	4,868,456	4,755,657	6,757,719	6,757,719
Operating Income (Loss)	(1,118,456)	(555,657)	(2,057,719)	(2,057,719)
Non-Operating Revenues (Expenses)				
Interest Revenue	-	-	15,000	15,000
Interest Expense	(27,855)	(3,373)	-	-
Total Non-Operating Revenues (Expenses)	(27,855)	(3,373)	15,000	15,000
Income Bef. Capital Contrbs. & Transfers	(1,146,312)	(559,030)	(2,042,719)	(2,042,719)
Transfers In		3,600,000		
Transfers Out	-	(236,588)	-	-
Change in Net Position	(1,146,312)	2,804,382	(2,042,719)	(2,042,719)
Net Assets - Beginning	(2,640,150)	(3,786,462)	(982,080)	(982,080)
Net Assets - Ending	(3,786,462)	(982,080)	(3,024,799)	(3,024,799)
Capital Asset Expenditures				
Equipment	-	-	-	-
Structures and Improvements	-	-	-	-
Total Fixed Asset Expenditures	-	-	-	-

State Controller Schedules	San Luis Obispo County	Schedule 10
County Budget Act	Operation of Internal Service Fund	
	Fiscal Year 2023-24	
Budget Unit: 410		Fund Title: Unemployment Self Insurance Service Activity: Other General

	2021-22 Actual	2022-23 Actual	2023-24 Recommended	2023-24 Adopted by the Board of Supervisors
Operating Detail	2	3	4	5
1				
Operating Revenues				
Charges for current services	439,825	508,909	485,088	485,088
Total Operating Revenues	439,825	508,909	485,088	485,088
Operating Expenses				
Insurance Benefit Payments	175,199	291,372	293,393	293,393
Salaries & Benefits	-	-	-	-
Services and Supplies	83,692	80,438	104,840	104,840
Outside Legal	-	-	-	-
Overhead	146	330	477	477
Total Operating Expenses	259,037	372,140	398,710	398,710
Operating Income (Loss)	180,788	136,769	86,378	86,378
Non-Operating Revenues (Expenses)				
Interest Revenue	(8,051)	4,012	3,000	3,000
Other Income	-	-	-	-
Total Non-Operating Revenues (Expenses)	(8,051)	4,012	3,000	3,000
Income Bef. Capital Contrbs. & Transfers	172,737	140,780	89,378	89,378
Transfers In, (Out)	-	-	-	-
Change in Net Position	172,737	140,780	89,378	89,378
Net Assets - Beginning	165,913	338,651	479,432	479,432
Net Assets - Ending	338,651	479,432	568,810	568,810
Capital Asset Expenditures				
Equipment	-	-	-	-
Structures and Improvements	-	-	-	-
Total Fixed Asset Expenditures	-	-	-	-

State Controller Schedules County Budget Act	San Luis Obispo County Operation of Internal Service Fund Fiscal Year 2023-24	Schedule 10
Budget Unit: 411		Fund Title: Medical Malpractice Self Insurance Service Activity: Other General

	2021-22 Actual	2022-23 Actual	2023-24 Recommended	2023-24 Adopted by the Board of Supervisors
Operating Detail	1	2	3	4
1	2	3	4	5
Operating Revenues				
Charges for current services	544,050	1,100,000	1,100,000	1,100,000
Total Operating Revenues	544,050	1,100,000	1,100,000	1,100,000
Operating Expenses				
Services and Supplies	695,966	838,635	931,884	931,884
Insurance Benefit Payments	10,000	-	25,000	25,000
Overhead	3,385	3,501	4,207	4,207
Total Operating Expenses	709,351	842,136	961,091	961,091
Operating Income (Loss)	(165,301)	257,864	138,909	138,909
Non-Operating Revenues (Expenses)				
Interest Revenue	692	5,630	3,000	3,000
Other Income	-	-	-	-
Total Non-Operating Revenues (Expenses)	692	5,630	3,000	3,000
Income Bef. Capital Contrbs. & Transfers	(164,608)	263,494	141,909	141,909
Transfers In				
Transfers Out	-	-	-	-
Change in Net Position	(164,608)	263,494	141,909	141,909
Net Assets - Beginning	192,092	27,483	290,977	290,977
Net Assets - Ending	27,483	290,977	432,886	432,886
Capital Asset Expenditures				
Equipment	-	-	-	-
Structures and Improvements	-	-	-	-
Total Fixed Asset Expenditures	-	-	-	-

State Controller Schedules	San Luis Obispo County Operation of Internal Service Fund Fiscal Year 2023-24	Schedule 10
County Budget Act		Fund Title: Dental Self Insurance
Budget Unit: 412		Service Activity: Other General

	2021-22 Actual	2022-23 Actual	2023-24 Recommended	2023-24 Adopted by the Board of Supervisors
Operating Detail	2	3	4	5
Operating Revenues				
Charges for current services	1,782,763	1,819,388	1,824,000	1,824,000
Total Operating Revenues	1,782,763	1,819,388	1,824,000	1,824,000
Operating Expenses				
Insurance Benefit Payments	1,807,422	1,683,051	1,700,000	1,700,000
Salaries & Benefits	-	-	-	-
Services and Supplies	280,881	275,130	278,004	278,004
Outside Legal	-	-	-	-
Overhead	-	1,358	-	-
Total Operating Expenses	2,088,303	1,959,538	1,978,004	1,978,004
Operating Income (Loss)	(305,539)	(140,150)	(154,004)	(154,004)
Non-Operating Revenues (Expenses)				
Interest Revenue	(19,378)	15,019	12,000	12,000
Other Income	-	-	-	-
Total Non-Operating Revenues (Expenses)	(19,378)	15,019	12,000	12,000
Income Bef. Capital Contrbs. & Transfers	(324,918)	(125,131)	(142,004)	(142,004)
Transfers In, (Out)	-	-	-	-
Change in Net Position	(324,918)	(125,131)	(142,004)	(142,004)
Net Assets - Beginning	1,064,223	739,305	614,174	614,174
Net Assets - Ending	739,305	614,174	472,170	472,170
Capital Asset Expenditures				
Equipment	-	-	-	-
Structures and Improvements	-	-	-	-
Total Fixed Asset Expenditures	-	-	-	-

State Controller Schedules	San Luis Obispo County	Schedule 10
County Budget Act	Operation of Internal Service Fund	
	Fiscal Year 2023-24	
Budget Unit: 413		Fund Title: Other Post Employment Benefits Service Activity: Other General

	2021-22 Actual	2022-23 Actual	2023-24 Recommended	2023-24 Adopted by the Board of Supervisors
Operating Detail	1	2	3	4
Operating Revenues				
Charges to Departments	2,506,699	2,554,164	2,600,000	2,600,000
Total Operating Revenues	2,506,699	2,554,164	2,600,000	2,600,000
Operating Expenses				
Insurance Benefit Payments	704,000	760,000	679,900	679,900
Services and Supplies	1,874,804	1,872,839	1,925,100	1,925,100
Amortization	-	12,868	-	-
Total Operating Expenses	2,578,804	2,645,707	2,605,000	2,605,000
Operating Income (Loss)	(72,105)	(91,543)	(5,000)	(5,000)
Non-Operating Revenues (Expenses)				
Interest Revenue	(10,246)	6,585	5,000	5,000
Interest Expense	-	(360)	-	-
Total Non-Operating Revenues (Expenses)	(10,246)	6,225	5,000	5,000
Income Bef. Capital Contrbs. & Transfers	(82,351)	(85,318)	-	-
Transfers In, (Out)	-	-	-	-
Change in Net Position	(82,351)	(85,318)	-	-
Net Assets - Beginning	472,870	390,519	305,202	305,202
Net Assets - Ending	390,519	305,202	305,202	305,202
Capital Asset Expenditures				
Equipment	-	-	-	-
Structures and Improvements	-	-	-	-
Total Fixed Asset Expenditures	-	-	-	-

Schedule 11

Enterprise Funds

Enterprise funds account for services beyond those which are normally provided by government and are permitted to recover the cost fully or partially. Schedule 11 presents revenue and expenses following the accounts prescribed for the activity in which the enterprise is engaged.

Enterprise fund schedules are organized by operating and non-operating revenues/expenses. Operating revenue/expenses directly relate to the fund's day to day service activities. Examples of operating revenue would be charges for services (e.g. fees) while operating expenses would include items such as salaries and benefits or services and supplies costs.

Non-operating revenues/expenses are not related to the fund's day to day activities. Typical non-operating revenue/expense include gain and loss on disposal of capital assets, interest and investment income or loss, debt service, or depreciation. Non-operating expenses are shown as a credit on the schedules.

Fund Center 430- Los Osos Wastewater System (in the Land Based Service Group), Fund Center 425- Airports and Fund Center 427- Golf Courses (both in the Community Services Service Group) are enterprise funds and the operating plan for each of these fund centers is presented in a Schedule 11.

State Controller Schedules	San Luis Obispo County	Schedule 11
County Budget Act	Operation of Enterprise Fund	
	Fiscal Year 2023-24	
Budget Unit: 425		Fund Title: Airports
		Service Activity: Transportation

Operating Detail	2021-22 Actual	2022-23 Actual	2023-24 Recommended	2023-24 Adopted by the Board of Supervisors
1	2	3	4	5
Operating Revenues				
Charges for current services	7,938,569	10,255,129	10,177,540	10,177,540
Passenger Facility Charges	1,051,928	1,070,285	1,273,965	1,273,965
Customer Facility Charges	356,220	431,230	391,085	391,085
Other Revenues	40,073	47,199	31,900	31,900
Total Operating Revenues	9,386,790	11,803,843	11,874,490	11,874,490
Operating Expenses				
Salaries and Benefits	2,595,232	3,964,633	3,374,657	3,374,657
Services and Supplies	3,720,226	4,652,726	6,357,873	6,357,873
Other Charges	31,660	285,136	32,416	32,416
Amortization	11,028	97,744	-	-
Countywide Overhead Allocation	225,648	267,993	285,016	285,016
Depreciation	4,766,527	17,082,864	4,297,554	4,297,554
Total Operating Expenses	11,350,322	26,351,097	14,347,516	14,347,516
Operating Income (Loss)	(1,963,533)	(14,547,254)	(2,473,026)	(2,473,026)
Non-Operating Revenues (Expenses)				
Interest Revenue	119,661	466,671	83,800	83,800
Interest Expense	(581,547)	(1,862)	-	-
Other Non-operating Revenue (Expense)	-	5,246	2,500	-
Intergovernmental Revenue	5,822,875	5,599,145	3,329,353	3,329,353
Total Non-Operating Revenues (Expenses)	5,360,989	6,069,201	3,415,653	3,413,153
Income Bef. Capital Contrbs. & Transfers	3,397,456	(8,478,053)	942,627	940,127
Operating Transfers Out	(286,883)	(302,178)	(455,962)	(455,962)
Operating Transfers In	-	-	-	-
Capital Contributions	12,259,007	-	-	-
Change In Net Position	15,369,581	(8,780,231)	486,665	484,165
Net Assets - Beginning	115,635,930	131,005,511	122,225,280	122,225,280
Cumulative Effect of Change in Accounting Principle			-	-
Net Assets - Ending	131,005,511	122,225,280	122,711,945	122,709,445
Capital Asset Expenditures				
Equipment	705,744	1,730,385	135,000	135,000
Structures and Improvements	13,952,496	4,888,454	5,505,000	5,505,000
Total Fixed Asset Expenditures	14,658,240	6,618,839	5,640,000	5,640,000

State Controller Schedules		San Luis Obispo County			Schedule 11
County Budget Act		Operation of Enterprise Fund			
		Fiscal Year 2023-24			
Budget Unit: 427					Fund Title: Golf Courses Service Activity: Recreation
Operating Detail	2021-22 Actual	2022-23 Actual	2023-24 Recommended	2023-24 Adopted by the Board of Supervisors	
1	2	3	4	5	
Operating Revenues					
Charges for current services	4,844,191	4,738,375	4,947,739	4,947,739	
Other Revenues	1,293	6,224	-	-	
Total Operating Revenues	4,845,484	4,744,599	4,947,739	4,947,739	
Operating Expenses					
Salaries and Benefits	2,029,027	2,416,982	2,266,016	2,266,016	
Services and Supplies	1,490,072	1,760,905	1,824,934	1,824,934	
Countywide Overhead Allocation	89,550	80,601	90,422	90,422	
Other Charges		59,119			
Amortization	75,804	90,681	32,785	32,785	
Depreciation	438,340	439,265	436,470	436,470	
Total Operating Expenses	4,122,793	4,847,553	4,650,627	4,650,627	
Operating Income (Loss)	722,691	(102,953)	297,112	297,112	
Non-Operating Revenues (Expenses)					
Interest Revenue	-	30,898	6,244	6,244	
Interest Expense	(84,770)	(1,185)	-	-	
Other Income, (Expense)	(45,111)	-	-	-	
Sale of Capital Assets	(1,179)				
Aid from Governmental Agencies	-	-	-	-	
Total Non-Operating Revenues (Expenses)	(131,060)	29,714	6,244	6,244	
Income Bef. Capital Contrbs. & Transfers					
Capital Contributions	591,631	(73,240)	303,356	303,356	
Operating Transfers In	12,500	12,760	12,500	11,892	
Operating Transfers Out	(53,516)	(55,243)	(63,190)	(63,190)	
Change In Net Position	550,615	(115,723)	252,666	252,058	
Net Assets - Beginning					
Cumulative Effect of Change in Accounting Principal	5,377,522	5,928,137	5,812,414	5,812,414	
Net Assets - Ending	-	-	-	-	
Net Assets - Ending	5,928,137	5,812,414	6,065,080	6,064,472	
Capital Asset Expenditures					
Equipment	33,779	124,469	180,000	180,000	
Infrastructure	11,361	66,693	-	-	
Structures and Improvements	-	-	-	-	
Construction in Progress	-	-	-	-	
Total Fixed Asset Expenditures	45,140	191,161	180,000	180,000	

State Controller Schedules		San Luis Obispo County			Schedule 11
County Budget Act		Operation of Enterprise Fund			
		Fiscal Year 2023-24			
Budget Unit: 430					Fund Title: Los Osos Wastewater Service Activity: Sanitation
Operating Detail	2021-22 Actual	2022-23 Actual	2023-24 Recommended	2023-24 Adopted by the Board of Supervisors	
1	2	3	4	5	
Operating Revenues					
Charges for current services	7,129,140	7,424,979	7,547,347	7,547,347	
Other Revenue	9,935	6,392	-	-	
Total Operating Revenues	7,139,075	7,431,371	7,547,347	7,547,347	
Operating Expenses					
Salaries and Benefits	-	-	-	-	
Services and Supplies	3,770,948	4,733,250	4,488,004	4,488,004	
Countywide Overhead Allocation	76,656	71,119	79,777	79,777	
Depreciation	4,387,116	4,370,491	4,409,430	4,409,430	
Total Operating Expenses	8,234,721	9,174,861	8,977,211	8,977,211	
Operating Income (Loss)	(1,095,645)	(1,743,490)	(1,429,864)	(1,429,864)	
Non-Operating Revenues (Expenses)					
Interest Revenue	-	115,584	15,000	15,000	
Investment income (expense)	(153,415)	-	56,680	56,680	
Interest Expense	(3,387,277)	(3,334,041)	(3,376,283)	(3,376,283)	
Other Non-operating Revenue	-	-	64,176	64,176	
Intergovernmental Revenue	-	-	-	-	
Total Non-Operating Revenues (Expenses)	(3,540,692)	(3,218,457)	(3,240,427)	(3,240,427)	
Income Bef. Capital Contrbs. & Transfers					
	(4,636,337)	(4,961,947)	(4,670,291)	(4,670,291)	
Contributed Capital					
Contributed Capital	2,847,443	2,430,317	2,701,414	2,701,414	
Operating Transfers Out	(16,723)	(40,544)	-	-	
Operating Transfers In	30,698	206,504	-	-	
Change In Net Position	(1,774,919)	(2,365,669)	(1,968,877)	(1,968,877)	
Net Assets - Beginning					
	130,328,369	128,553,450	126,187,781	126,187,781	
Net Assets - Ending					
	128,553,450	126,187,781	124,218,904	124,218,904	
Capital Asset Expenditures					
Equipment	34,380	51,710	206,300	206,300	
Structures and Improvements	17,253	126,598	26,100	26,100	
Total Fixed Asset Expenditures	51,633	178,308	232,400	232,400	

(This page intentionally left blank)

Appendix

The appendix includes the following information:

- Resolution Adopting the FY 2023-24 County Budget
- Description of County Reserves and Designations
- Budgetary Basis of Accounting
- Glossary
- Acronym glossary

Resolution Adopting the FY 2023-24 County Budget

IN THE BOARD OF SUPERVISORS

County of San Luis Obispo, State of California

Tuesday, June 20, 2023

PRESENT: Supervisors Bruce S. Gibson, Dawn Ortiz-Legg, Jimmy Paulding, Debbie Arnold
and Chairperson John Peschong

ABSENT: None

RESOLUTION NO. 2023-159

RESOLUTION ADOPTING THE COUNTY BUDGET AND BUDGETS FOR BOARD GOVERNED DISTRICTS FOR FISCAL YEAR 2023-24

The following resolution is now offered and read:

WHEREAS, the Board so finds, a Recommended Budget was compiled, approved, advertised and published, pursuant to the County Budget Act; and

WHEREAS, the Board hereby finds, that it has properly noticed and conducted a public hearing at which it made revisions to, deductions from, and additions to said Recommended Budget as it has deemed advisable; and

WHEREAS, the Board so finds, the Recommended Budget, the supplemental budget documents and all revisions developed in the hearing on the final budget as reflected in the Clerk's minutes and documents filed with the Clerk during said hearing, properly constitute each of the objects of expenditure to satisfy the budget requirements as determined by the Board, and are hereby found to be in accordance with Government Code Section 29089, and summarized for the entire budget as follows:

1.	Salaries and Employee Benefits	\$ 402,286,269
2.	Services and Supplies	256,749,423
3.	Other charges	92,610,305
4.	Transfers-Out	40,817,215
5.	Fixed Assets	22,520,747
6.	Capital Projects	6,891,191
7.	Intrafund Transfers	(36,720,077)
8.	Provisions for Contingencies: All Governmental Funds	34,316,916
9.	Provisions for New Reserve/Designations:	22,515,738

TOTAL GOVERNMENTAL FUNDS **\$ 835,096,536**

WHEREAS, the balance in the General Reserve of the General Fund is estimated to be \$7,000,000; and

WHEREAS, the Board finds, that some funds from the State Realignment Sales Tax - Social Services Account should be transferred to programs administered by health and mental health departments and has determined that the transfers will not make a substantial change in the services, facilities, programs, or providers funded by the realignment account; and

WHEREAS, the County's appropriation limit established by Article XIII-B of the State Constitution is \$727,087,229 and the total annual appropriations subject to limitation is \$299,729,705; and

NOW, THEREFORE BE IT RESOLVED AND ORDERED, by the Board of Supervisors, County of San Luis Obispo, State of California that:

1. Recitals - The recitals set forth hereinabove are true, correct, and valid.
2. Adoption by Reference - The Recommended Budget for Fiscal Year 2023-24 on file with the Clerk, as revised and finally determined by the Board, is adopted by reference pursuant to Government Code Section 29090 as the Final Budget.
3. Appropriation of Funds - The various amounts of appropriations for Salaries and Employee Benefits, Services and Supplies, Other Charges, Fixed Assets, and Intrafund Transfers are hereby appropriated to the various departments, offices, boards, commissions, committees, other agencies, and special districts as they are shown in the aforesaid Recommended Budget for Fiscal Year 2023-24, as revised and finally determined by the Board, and hereby adopted by reference as the Adopted Budget. The amounts appropriated therein are the total amounts of obligations and expenditures authorized for the period July 1, 2023 through June 30, 2024.
4. Allocated Positions - Employees shall be appointed at class levels shown for allocated permanent positions as indicated by the accompanying Position Allocation resolution.
5. Contingencies - Contingencies for Governmental Funds are appropriated in an amount of \$33,499,242. If final adjusted revenue and fund balances estimates prove higher than the current estimated amounts, then the difference shall either be placed in contingencies up to the allowable limit, used for continued financing of the Teeter obligation or placed in new reserves and/or designations. If final revenue and fund balance estimates are lower than current estimated revenue and fund balance amounts, then the Auditor-Controller shall immediately advise the Board of Supervisors and County Administrator of amount of such shortage so that the Board may decrease appropriations or reserves.
6. Adjustments for Capital and Maintenance Projects and Restricted Revenues - The Auditor-Controller shall determine actual fund balances in the capital projects budget unit and the maintenance projects budget unit as of June 30, 2023. The Auditor-Controller is hereby authorized to make transfers and revisions between projects within the capital projects unit, and between projects within the maintenance projects budget unit, in order to revise each appropriation to account for actual fund

balances, so that each project is funded at no more than the amount appropriated by the Board of Supervisors. The Auditor-Controller shall report any excess appropriations for each of the budget units, and make recommendations on or before September 30, 2023 concerning the disposition of said excess(es). Also, the Auditor-Controller is hereby authorized to reestablish unspent appropriations funded by restricted revenues relating to projects or programs previously approved by the Board. This applies to federal, state, and other granting agency funded programs where the revenues have already been pledged or held in trust and the program or project spans more than one Fiscal Year.


7. Cash Flow Loans – In order to meet cash flow requirements the Auditor-Controller is authorized to make loans between any funds in the County Treasury that are under the control of the County Board of Supervisors to the extent allowed by law. Loans should bear quarterly interest at a rate equivalent to the rate earned on funds ,the end of the Fiscal Year, unless specific authorization is given by the Board to extend repayment.

8. Publication of Final Budget - The Auditor-Controller shall cause the publication of the Final Budget after the Board approves any adjustments made pursuant to Government Code Sections 29101 - 29107 and shall file said publication with the Clerk and State Controller on or before December 1, 2023.

Upon motion of Supervisor Ortiz-Legg, seconded by Supervisor Paulding and on the following roll call vote, to wit:

AYES: Supervisors Ortiz-Legg, Paulding, Gibson and Chairperson Peschong
NOES: Supervisor Arnold
ABSENT: None
ABSTAINING: None

The foregoing resolution is hereby adopted.



John Peschong
Chairperson, Board of Supervisors

ATTEST:

JOHN NILON
Ex-Officio Clerk of the Board of Supervisors

By: 

Deputy Clerk

APPROVED AS TO FORM AND LEGAL EFFECT:

RITA L. NEAL
County Counsel

By: /s/ Jenna Morton
Chief Deputy County Counsel

Dated: June 15, 2023

STATE OF CALIFORNIA)
COUNTY OF SAN LUIS OBISPO) ss.

I, JOHN NILON, Ex-Officio Clerk of the Board of Supervisors thereof, do hereby certify the foregoing to be a full, true and correct copy of an order entered in the minutes of said Board of Supervisors, and now remaining of record in my office.

Witness, my hand and seal of said Board of Supervisors on June 29, 2023.

JOHN NILON
Interim County Administrative Office and
Ex-Officio Clerk of the Board of Supervisors

By: Jenna Morton
Deputy Clerk

Description of County Reserves and Designations

GENERAL FUND

SB1090 Proceeds – Roads Designation

Holds funding that is intended to finance one-time County Roads or other transportation infrastructure related projects. This fund is funded with funds received directly from PG&E as a result of Senate Bill 1090 (Monning).

SB1090 Proceeds – Safety Designation

Holds funding that is intended to finance one-time projects designed to ensure a smooth County Office of Emergency Services transition from a primarily Nuclear Power Plant (NPP) funded operation focused on nuclear power plant response, to an operation that is primarily General Fund funded and has a true “all hazards” focus. This fund is funded with funds received directly from PG&E as a result of Senate Bill 1090 (Monning).

SB1090 Proceeds – Affordable Housing Designation

Holds funding that is intended to finance one-time Affordable and Workforce Housing related projects. This fund is funded with funds received directly from PG&E as a result of Senate Bill 1090 (Monning).

SB1090 Proceeds – Economic Development Designation

Holds funding that is intended to finance one-time Economic Development related projects. This designation is funded with funds received directly from PG&E as a result of Senate Bill 1090 (Monning).

SB1090 Proceeds – Infrastructure Designation

Holds funding that is intended to finance one-time County infrastructure related projects. This fund is funded with funds received directly from PG&E as a result of Senate Bill 1090 (Monning).

SB1090 Proceeds – Library Designation

Holds funding that is intended to finance one-time County Library related projects. This fund is funded with funds received directly from PG&E as a result of Senate Bill 1090 (Monning).

COVID-19 Designation

Holds funding that is intended to fund direct COVID-19 expenses or address operating budget shortfalls. This designation is primarily funded with State and Federal allocations made available due to COVID-19 impacts and reimbursement of COVID-19 response activities.

Fire Equipment Replacement Designation

Holds funding that is intended to help pay for the replacement of fire vehicles and equipment. This designation is funded primarily with General Fund dollars, added each year during the budget development process based on a 30-year replacement schedule. The fire vehicle replacement schedule was established to enable smoothing of the annual General Fund contribution to the replacement of County Fire vehicles and helps limit the possibility that the County might defer replacement of fire vehicles past their useful lives.

Internal Financing Designation

Holds funding that is used to make loans to County departments and Cooperative Roads for special projects. This designation is funded with loan repayments received each year.

Prado Road Overpass Designation

Holds funding that is intended to fund the County's contribution to the City of San Luis Obispo's project to construct the Highway 101/Prado Road Interchange as a condition of the San Luis Ranch development. This designation was funded primarily with excess Fund Balance Available at the end of Fiscal Year 2017-18, and once expended, will be closed.

Prop 172 Solar Designation

Holds funding that is intended to fund public safety construction projects. The designation was funded with proceeds from a temporary increase in Prop 172 Public Safety revenue attributable to the construction of two solar plants in the Carrizo Plain.

Rainy Day Funds Designation

Holds funding that is intended to stabilize the General Fund budget against potential economic impacts related to the COVID-19 pandemic. This designation was funded with excess Fund Balance Available at the end of Fiscal Year 2020-21, and once expended, will be closed.

Solar Plant Mitigation Designation

Holds funding that is intended to fund the County's expenses connected to the mitigation of any future negative environmental or economic impacts or increase in need for County services related to the two large-scale solar plants in the Carrizo Plain. This designation was funded with sales tax revenue attributable to the construction of the two solar plants.

Talent Development Designation

Holds funding that is intended to fund employee training and development programs. This designation was funded primarily with excess Fund Balance Available in the Organizational Development Fund and General Fund.

General Reserve

Holds funding that is intended to address the impact of local emergencies. The General Reserve is funded with periodic contributions from the General Fund. Per Government Code §29127, the Board must adopt a resolution stating the facts constituting an emergency by a four-fifths vote before using the General Reserve as a funding source for appropriations.

ROAD FUND**Future Roads Projects Designation**

Holds funding that is intended to help finance the emergency repair, safety/betterments, and regular maintenance of County roads. Emergency repair to roads includes: washouts, storm damage, downed trees/debris removal, etc. Regular, routine maintenance of roads includes: reparation and restoration of roads impacted by potholes and cracks, asphalt/pavement betterment, and maintenance of signals, signs, painted lines, etc. Keeping roads maintained consistently prevents larger and more expensive replacement of roads that become dilapidated. This designation is funded with excess Fund Balance Available in the Roads Fund.

Maria Vista Estates Designation

Holds funding that is required to finance repairs and maintenance to the Maria Vista Estates sub-division in Nipomo, in accordance with a bond claim settlement. Per the settlement, the funds may not be utilized for any other costs or projects.

Mine Reclamation North River Road Designation

Holds funding that is required to finance the reclamation of a mine located on North River Road in Paso Robles. Mines must be reclaimed per California mining regulations, and such compliance and approved reclamation plans must be followed. Funds cannot be redirected to other projects until after the mine is certified reclaimed and expenses reimbursed for reclamation costs.

PUBLIC FACILITY FEES FUND

County Fire Designation

Holds funding that is required to finance new public facilities and improvements to fire facilities in order to reduce the impacts caused by new development projects within the unincorporated area of the county. These designations are funded entirely by development fees and expenditures are legally restricted by Government Code.

General Government Designation

Holds funding that is required to finance new public facilities and improvements to general government facilities in order to reduce the impacts caused by new development projects within the unincorporated area of the county. These designations are funded entirely by development fees and expenditures are legally restricted by Government Code.

Law Enforcement Designation

Holds funding that is required to finance new public facilities and improvements to law enforcement facilities in order to reduce the impacts caused by new development projects within the unincorporated area of the county. These designations are funded entirely by development fees and expenditures are legally restricted by Government Code.

Library Designation

Holds funding that is required to finance new public facilities and improvements to library facilities in order to reduce the impacts caused by new development projects within the unincorporated area of the county. These designations are funded entirely by development fees and expenditures are legally restricted by Government Code.

Parks Designation

Holds funding that is required to finance new public facilities and improvements to parks facilities in order to reduce the impacts caused by new development projects within the unincorporated area of the county. These designations are funded entirely by development fees and expenditures are legally restricted by Government Code.

PARKS FUND

Lopez Parks Projects Designation

Holds funding that is intended to finance maintenance and improvement cost in the Lopez Lake Recreation Area. This designation is funded with excess Fund Balance Available in the Parks Fund at the end of each fiscal year.

Parks Projects Designation

Holds funding that is intended to finance parks projects and ongoing maintenance and improvements. This designation is funded with excess Fund Balance Available in the Parks Fund at the end of each fiscal year.

COUNTYWIDE AUTOMATION REPLACEMENT

Automation Replacement Designation

Holds funding that is intended to help pay for the implementation and modernization of large-scale automation equipment and systems. This designation is funded primarily through depreciation charges and is expended based on the priorities established by the Information Technology Executive Steering Committee.

GENERAL GOVERNMENT BUILDING REPLACEMENT

General Government Building Replacement Designation

Holds funding that is intended to help pay for the replacement of the County's general government buildings. This designation is funded primarily through depreciation charges and is expended based on the needs identified in the County's Facilities Master Plan and priorities identified by the Capital Improvement Executive Steering Committee.

Library – Cambria Designation

Holds funding that was repaid by the Library for a loan from the General Government Building Replacement Designation to purchase the new Cambria Library.

TAX REDUCTION RESERVE

SB1090 Proceeds – TRRF (Tax Reduction Reserve Fund) Designation

Holds funding that is intended to directly offset unitary tax revenue losses incurred by the General Fund due to the closure of Diablo Canyon Power Plant (DCPP). This fund is funded with funds received directly from PG&E as a result of Senate Bill 1090 (Monning).

Tax Reduction Reserve Designation

Holds funding that is intended to offset potential losses of property tax revenue related to the depreciation of the Diablo Canyon Power Plant. This designation is primarily funded with periodic contributions from the General Fund.

ROADS – IMPACT FEES

Road Improvement Designation

Holds funding that is intended to finance road projects that are needed to address the impact of new development in specific areas. This designation is funded with road improvement fees that are collected and expenditure of the funds is legally restricted to fund road improvement projects in the geographic area in which the fees are collected.

WILDLIFE AND GRAZING

General Purpose Designation

Holds funding for general purpose use within the Wildlife and Grazing program. This designation is funded with grazing fees collected on Bureau of Land Management land and expenditures are legally restricted by Public Resources Code.

Wildlife Projects Designation

Holds funding that is required to finance projects that support range improvements and the control of predators. This designation is funded with grazing fees collected on Bureau of Land Management land and expenditures are legally restricted by Public Resources Code.

DRIVING UNDER THE INFLUENCE

Atascadero Facility Designation

Holds funding that is intended to pay off the purchase of real property over a multi-year period. This designation was funded with unspent DUI budget in recent years. Expenditures from this designation are legally restricted for DUI related services per Health and Safety Code.

General Purpose Designation

Holds funding for general purpose use within the DUI program. This designation is funded with excess Fund Balance Available in the DUI Fund at the end of each fiscal year. Expenditures from this designation are legally restricted for DUI related services per the California Health and Safety Code.

Systems Development Designation

Holds funding for development of a new Driving Under the Influence (DUI) Electronic Medical Record system. This designation was funded with unspent DUI budget in recent years. Expenditures from this designation are legally restricted for DUI related services per Health and Safety Code.

LIBRARY FUND

Atascadero Library Expansion Designation

Holds funding that is required to be spent on the Atascadero Library. This designation was funded by the sale of donated property 20 or more years ago. Expenditures from this designation can only be used to benefit the Atascadero Library.

General Purpose Designation

Holds funding for general purpose use by the Library. This designation is funded with excess Fund Balance Available in the Library Fund at the end of each fiscal year.

Library Facilities Planning Designation

Holds funding that is intended to fund special one-time projects and maintenance projects. This designation is funded with excess Fund Balance Available in the Library Fund at the end of the fiscal year.

FISH AND GAME FUND

Environmental Settlement Designation

Holds funding that is required to finance projects to support the protection, conservation and preservation of fish and wildlife. This designation is funded with a settlement related to an environmental lawsuit brought against MCP Urethane, Inc. by the US Attorney General's Office. Funding is intended to support the State Fish and Game's efforts to enforce environmental, wildlife, and natural resource law within San Luis Obispo County.

Fish and Game Project Designation

Holds funding that is required to finance projects to support the protection, conservation and preservation of fish and wildlife. This designation is funded with fines collected on fish and game violations committed in the county and expenditures are legally restricted by Fish and Game Code.

General Purpose Designation

Holds funding for general purpose use within the Fish and Game program. This designation is funded with fines collected on fish and game violations committed in the county and expenditures are legally restricted by Fish and Game Code.

DEBT SERVICE FUND

Pension Obligation Bond Debt Service Designation

Holds funding is used to make debt service payments on Pension Obligation Bonds issued by the County. This designation is funded with excess Fund Balance Available at the end of each year.

CAPITAL PROJECTS FUND

Facilities Planning Designation

Holds funding that is intended to finance facility projects that have been approved by the Capital Improvement Executive Steering Committee (CI-ESC). Facility projects included in the Capital Improvement Plan (CIP) are identified through: the Facility Condition Assessment process; Americans with Disabilities Act Transition Plan priorities; ranking of County department project requests for facility expansion and improved level of service, as recommended by the CI-ESC; recommendations made by the Public Facility Fee subcommittee; and implementation of long-term County facility conceptual plans. This designation is funded with periodic contributions from the General Fund.

New Government Center Repairs Designation

Holds funding that is intended to fund construction repairs in the New Government Center. This designation was funded with funds received as part of the construction defect litigation.

Basis of Budgeting

The County's budget is developed on a modified accrual basis for governmental fund types (e.g. general fund, special revenue funds, debt service funds, and capital project funds), adjusted for encumbrance accounting. Appropriations for encumbrances are included; however, appropriations for expenditures against prior year encumbrances are excluded.

Accrual: is an accounting method that records revenues and expenses when they are incurred, regardless of when cash is exchanged.

Encumbrances: in government accounting, are commitments related to unfilled contracts for goods and services including purchase orders. The purpose of encumbrance accounting is to prevent further expenditure of funds in light of commitments already made. At year-end, encumbrances still open are not accounted for as expenditures and liabilities but, rather, as reservations of fund balance.

Modified accrual: is when revenues are recognized when they become available and measurable and with a few exceptions, expenditures are recognized when they are incurred.

Proprietary fund types (e.g. enterprise funds such as Golf Courses, Airports, and internal service funds such as Public Works, Fleet Services) are budgeted on the full accrual basis where not only are expenses recognized when incurred but revenues are also recognized when they are incurred or owed to the County.

For business-type activities, such as internal service funds and enterprise funds, the County follows GASB Statement No. 20, Accounting and Financial Reporting for Proprietary Funds and Other Governmental Entities That Use Proprietary Fund Accounting, to apply applicable GASB pronouncements as well as any applicable pronouncements of the Financial Accounting Standards Board, the Accounting Principles Board or any Accounting Research Bulletins issued on or before November 30, 1989, unless those pronouncements conflict with or contradict GASB pronouncements.

The County's audited Governmental Fund financial statements are reported using the current financial resources measurement focus and the modified accrual basis of accounting. Government-Wide statements and Proprietary Fund statements are reported using the economic resources measurement focus and the full accrual method of accounting.

Glossary - Terms Commonly Used in this Budget Document

Account:	A detailed classification of an expenditure or revenue. For example, "Postage" is an expenditure account; "Property Taxes Secured" is a revenue account.
Accrual:	Accrual is an accounting method that records revenues and expenses when they are incurred, regardless of when cash is exchanged.
Activity:	A specific line of work performed to accomplish a function for which a governmental unit is responsible. This designation is required by the State Controller. Example: "Protective Inspection" is an activity performed in discharging the "Public Protection" function.
Affordable Care Act:	Patient Protection and Affordable Care Act (ACA) or "Obamacare" is a United States Federal statute signed into law by President Barack Obama on March 23, 2010. This act is a complex piece of legislation that is designed to reform the healthcare system and ensure affordable, quality healthcare for all Americans, and to reduce the cost of healthcare overall. The law expands eligibility for Medicaid to childless adults who meet the income eligibility criteria, provides insurance exchanges for individuals that do not qualify for Medicaid to purchase individual insurance policies at lower group rates, provides insurance subsidies to those that meet income criteria, expands benefits that must be covered by health insurance policies (such as mental health and addiction treatment services), changes the rules for insurance companies to end discriminatory practices such as denying insurance due to pre-existing conditions or charging higher rates based on age or gender, and includes many other provisions.
Appropriation:	An authorization granted by a legislative body to make expenditures and to incur obligations for specific purposes. An appropriation usually is time-limited and must be expended before the deadline.
Assembly Bill 109:	Public Safety Realignment implemented by the State in 2011, also known as 2011 Realignment.
Assessed Valuation:	A valuation set upon real estate or other property by government as a basis for levying taxes.
Available Financing:	All the means of financing a budget including fund balance, revenues, canceled reserves and designations.
Balanced Budget:	A budget where total sources, including fund balances, equal total requirements, including reserves and contingencies, for each appropriated fund. In accordance with the State Budget Act, Government Code §29009, available funding sources shall be at least equal to recommended appropriations.
Bond:	A written promise to pay a specified sum of money (called the principal), at a specified date in the future, together with periodic interest at a specified rate. In the budget document, these payments are identified as debt service. Bonds are typically used to fund larger capital improvement projects with the pledge of tax receipts or other revenue sources to fund the debt service payments. The two major categories are General Obligation Bonds (G.O. Bonds) and Revenue Bonds.
Budget:	A plan of financial operation consisting of an estimate of proposed revenue and expenditures for a given period and purpose, usually one year.
Capital Assets:	Land, improvements to land, easements, buildings, building improvements, vehicles, machinery, equipment, works of art and historical treasures, infrastructure and all other tangible and intangible assets that are used in operations and have useful lives extending beyond a single reporting period. Capital assets are not physically consumed by their use, though their economic usefulness typically declines over time.
Capital Expenditures:	Expenditures resulting in the acquisition of or addition to the government's general capital assets.

Capital Project Program:	A program itemizing the County's acquisitions, additions and improvements to buildings and land purchases. These purchases are often capital assets.
Contingency:	An amount not to exceed fifteen percent of appropriations, which is set aside to meet unforeseen expenditure requirements.
Contracted Services:	Expense for services rendered under contract by individuals or businesses who are not on the payroll of the jurisdiction, including all related expenses covered by the contract.
Cost Accounting:	That method of accounting which provides for assembling and recording of all the elements of cost incurred to accomplish a purpose, to carry on an activity or operation, or to complete a unit of work or a specific job.
Communitywide Results:	The Communitywide Results represents the "big picture" results we want for all county residents and are used to guide the preparation of the budget each year.
Debt Service Fund:	A fund established to finance and account for the payment of interest and principal on all general obligation debt, other than that payable exclusively from special assessments and debt issued for and serviced by a governmental enterprise.
Department:	An organizational structure used to group programs of like nature.
Department Goals:	A listing of ongoing results a department desires for its customers.
Depreciation:	The decline in value of an asset over time as a result of deterioration, age, obsolescence, and impending retirement. Most assets lose their value over time (in other words, they depreciate) and must be replaced once the end of their useful life is reached. Applies particularly to physical assets like equipment and structures.
Designations:	The County has two types of reserves: general reserves and designations. Designations are reserves that are set aside for specific purposes. These designations help provide for the County's long term financial needs.
Encumbrance:	An obligation in the form of a purchase order, contract, or other commitment which is chargeable to an appropriation and for which a part of the appropriation is reserved.
Enterprise Fund:	Established to finance and account for the operation and maintenance of facilities and services which are self-supporting by user charges. Example: Airports Enterprise Fund.
Educational Revenue Augmentation Fund (ERAF):	In 1992-93, in response to serious budgetary shortfalls, the state began redirecting a portion of counties, cities and special districts property tax receipts to schools and community college districts'. The term "ERAF" is an acronym for the fund into which redirected property taxes are deposited.
Expenditure:	Designates the cost of goods delivered or services rendered.
Fiscal Year:	Twelve-month period for which a budget is in effect. The County's fiscal year is July 1 to June 30.
Fixed Asset:	An asset of a long-term character such as land, buildings, and equipment. Typically must have a value of \$5,000 or greater.
Full-Time Equivalent:	The ratio of time expended in a position. The ratio is derived by dividing the amount of (FTE): employed time required in the position by the amount of employed time required in a corresponding full-time position. 2080 hours per year equates to 1.0 FTE.
Function:	A group of related activities aimed at accomplishing a major service for which a governmental unit is responsible. These designations are specified by the State Controller. Also referred to as Service Groups. Example: "Public Protection" is a function.

Fund:	A sum of money or other resources set aside for the purpose of carrying out specific activities or attaining certain objectives in accordance with regulations, restrictions, or limitations. A fund is a distinct financial or fiscal entity.
Fund Balance:	The difference between fund assets and fund liabilities of governmental funds.
Fund Balance Available:	That portion of the fund balance that is not reserved, encumbered or designated and therefore is available for financing a portion of the budgetary requirements for the upcoming fiscal year. California State law requires that counties balance their budget each year so that budgeted financing sources (i.e. revenues) are equal to budgeted financing uses (i.e. expenditures). When actual financing sources or financing uses vary from budgeted levels and are not equal at the end of the budget year, a fund balance exists.
Fund Center:	The lowest entity in the budget hierarchy including all accounts for which a legal appropriation is approved by the Board of Supervisors. A department or agency may have one or more fund centers assigned to it. Each fund center is a collection of account numbers necessary to fund a certain division, department or set of functions.
General Fund:	The main operating fund of the county accounting for expenditures and revenues for countywide activities.
General Fund Support:	The amount of General Fund financial support to a given fund center after revenues and other funding are subtracted from expenditures.
General Reserve:	The County has two types of reserves: general reserves and designations. General reserves are not designated for a specific purpose. They serve to stabilize the County's cash position prior to the receipt of property tax revenues and they provide protection against downturns in the economy or against major unexpected events. Except in cases of a legally declared emergency the general reserve may only be established, canceled, increased, or decreased at the time of adopting the budget.
Governmental Funds:	Governmental Funds are used to account for most of the County's general government activities.
Indicators:	Measures, for which data is readily available, that tell whether communitywide results are being achieved (e.g., crime rate, poverty rate, high school graduation rate, etc.).
Interfund Transfer:	A transfer between different funds (e.g., General Fund and Parks) which cannot be classified as a revenue or expenditure.
Intergovernmental Expenditures:	Payments to other governments as fiscal aids and shared taxes or as reimbursements for the performance of services.
Intergovernmental Revenues:	Revenue received from other governments, such as fiscal aids, shared taxes and intergovernmental reimbursements for services.
Internal Service Fund (ISF):	An organization created to perform specified services for other county departments. The using department is charged by the ISF for the services received. Example: Fleet.
Intrafund Transfers:	Reimbursements to a provider fund center for services/supplies received by another fund center; transactions of this nature are limited to fund centers within the same fund.
Mission Statement:	A description of the basic purpose and responsibility of the Budget Unit or department.
Modified Accrual:	Modified accrual is an accounting method used when revenues are recognized when they become available and measurable and with a few exceptions, expenditures are recognized when they are incurred.
Other Charges:	Accounts which establish expenditures for expenses other than salary or operations, such as support and care of persons or debt service.

PAL:	Position Allocation List
Per Capita:	Amount per individual.
Performance Measure:	<p>A measurement that assesses progress toward achieving predetermined goals. There are three basic types of meaningful performance measures:</p> <ul style="list-style-type: none"> • efficiency measures show the relationship between work performed and resources required to perform it (i.e. cost per job application received, cost per felony prosecuted, etc.) • quality measures show how well services are delivered to customers and the extent to which the customer is satisfied (i.e. percentage of customers satisfied with custodial services, percentage of clients satisfied with fire suppression response time, etc.) • outcome measures show the qualitative results of a program compared to its intended purpose (i.e. who is better off as a result – percentage of clients that receive substance abuse treatment services and are alcohol and drug free one year later; percentage of repeat child abuse reports, etc.)
Proposition 1A:	<p>Passed by voters in November 2004, this proposition grants local governments long-term fiscal protection and stability by preventing the state from raiding local government revenues during times of state fiscal crisis. The state will be able to borrow revenues from local governments during fiscal emergencies, but can only do so with a two-thirds vote of the legislature and the Governor's signature. Borrowing can only take place twice during a 10-year period, and only after the prior loan has been repaid. During FY 2009-10, the State borrowed approximately \$2 billion from counties. The impact to our County Government was approximately \$10 million.</p>
Proposition 13:	<p>A tax limitation initiative approved by the voters in 1978. Proposition 13 provided for (1) a 1 percent tax limit of fair market value exclusive of tax rates to repay existing voter-approved bonded indebtedness, (2) assessment restrictions establishing 1975 level values for all property, with allowable increases of 2 percent annually and reappraisal to current value upon change in ownership and new construction, (3) a two-thirds vote requirement to increase property taxes, and (4) a two-thirds vote of the electorate for local agencies to impose "special taxes".</p>
Proposition 63:	<p>Approved by the voters in November 2004, this proposition established a state personal income tax surcharge of one percent on tax payers with annual taxable incomes of more than \$1 million. Funds resulting from the surcharge are to be spent on the expansion of County Mental Health programs.</p>
Proposition 172:	<p>A tax measure proposed by the Legislature and approved by the voters in 1993 to provide counties and cities with a half-cent sales tax for public safety purposes. This measure mitigated some of the 1993-94 property tax shift from counties and cities to schools and community colleges.</p>
Proprietary Fund:	<p>Used by governmental activities that operate in a manner similar to that of private sector businesses in that they charge fees for services. Proprietary Funds are budgeted on the full accrual basis where not only are expenses recognized when incurred but revenues are also recognized when they are incurred or owed to the County.</p>
Recommended Budget:	The recommended spending plan for the upcoming fiscal year.
Reimbursement:	Payment received for services/supplies expended for another institution, agency or person.
Reserve:	An account that records a portion of funds which must be segregated for some future use and which is, therefore, not available for further appropriation or expenditure.
Results Based Decision Making (RBDM) Initiative:	<p>RBDM is a county sponsored initiative aimed at making the County a "results culture" organization. "Results oriented", means that the County intends to show taxpayers in measurable terms that the county government runs efficiently, provides high quality services, and produces results that are responsive to community desires.</p>

Revenue:	Money received to finance ongoing county governmental services. Example: Property taxes, sales taxes, user fees, etc.
Realignment:	Refers to the 1991-92 restructuring of state and local government financing of health and welfare programs. Counties assumed a greater overall financing responsibility for these programs in exchange for a portion of sales tax and vehicle license fees.
Secured Roll:	Assessed value of real property such as land, building, secured personal property, or anything permanently attached to land as determined by the County Assessor.
Secured Taxes:	Taxes levied on real properties in the county which are "secured" by a lien on the properties.
Service Groups:	A group of related activities aimed at accomplishing a major service for which a governmental unit is responsible. These designations are specified by the State Controller. Example: "Public Protection" is a function.
Services and Supplies:	The "object class" or general classification of expenditure accounts that describe and report all operating expenses, other than employee related costs, of departments and programs.
Special District:	Independent unit of local government generally organized to perform a single function. Examples: Street lighting, waterworks, parks, fire departments.
Special Revenue Fund:	A fund used to account for the proceeds of specific revenue sources (other than expendable trusts or major capital projects) that are legally restricted to expenditure for specified purposes.
Spending Limits:	Refers to the Gann Initiative (Proposition 4 on the November 1979 ballot), which imposed limits on the allowable annual appropriations of the state, schools, and most local agencies; limit is generally prior year appropriations factored by CPI and population changes.
Supplemental Tax Roll:	The Supplemental Property Tax Roll is a result of legislation enacted in 1983, and requires an assessment of property when a change to the status of the property occurs, rather than once a year as was previously the case.
Taxes:	Compulsory charges levied by a governmental unit for the purpose of financing services performed for the common benefit.
Tax Levy:	Amount of tax dollars raised by the imposition of the tax rate on the assessed valuation.
Tax Rate:	The rate per one hundred dollars of the assessed valuation base necessary to produce the tax levy.
Tax Relief Subventions:	Funds ordinarily paid to compensate local governments for taxes lost because of tax relief measures, such as the homeowner's exemption.
Teeter Plan:	An alternative method of allocating property tax receipts wherein the various taxing agencies (schools, cities, special districts) receive 100% of their tax levy each year without a deduction for delinquencies. The County General Fund finances the delinquencies and in return the General Fund collects and retains all of the eventual payments of delinquent taxes, including interest and penalties.
Unincorporated Area:	The areas of the county outside city boundaries.
Unsecured Roll:	A tax on properties such as office furniture, equipment, boats and airplanes owned by the assessee.
Use Tax:	A tax on goods purchased outside the state to prevent revenue loss from avoidance of sales taxes by means of out-of- state purchases. A use tax is also levied in order to remove inequities between purchases made within and outside the state.

Acronym Glossary

Definitions of acronyms commonly used in this budget document

<u>AA:</u>	Administrative Assistant	<u>CIP:</u>	Capital Improvement Plan
<u>ACA</u>	Affordable Care Act	<u>CMC:</u>	California Men's Colony
<u>AB109</u>	Assembly Bill 109- Public Safety Realignment	<u>CMIA:</u>	Confidentiality of Medical Information Act
<u>ADA:</u>	Americans with Disabilities Act	<u>CMSP:</u>	County Medical Services Program
<u>AED:</u>	Automated External Defibrillators	<u>CNI:</u>	California Necessities Index
<u>ALS:</u>	Advanced Life Support	<u>CO:</u>	Correctional Officer
<u>APCD:</u>	Air Pollution Control District	<u>COP:</u>	Certificate of Participation
<u>APWA:</u>	American Public Works Association	<u>COSE:</u>	Conservation and Open Space Element
<u>ARRA:</u>	American Recovery and Reinvestment Act	<u>COTS:</u>	Commercial off the Shelf
<u>ARC:</u>	American Red Cross	<u>COVID-19:</u>	Coronavirus
<u>ARCA:</u>	Areas Requiring Corrective Action	<u>CPA:</u>	Certified Public Accountant
<u>ASH:</u>	Atascadero State Hospital	<u>CPE:</u>	Continuing Professional Education
<u>ASM:</u>	Administrative Services Manager	<u>CPS:</u>	Contract Pharmacy Services
<u>ASO:</u>	Administrative Services Officer	<u>CRF</u>	Coronavirus Relief Funds
<u>BAR:</u>	Budget Augmentation Request	<u>CSAC:</u>	California State Association of Counties
<u>BHEHR:</u>	Behavioral Health Electronic Health Record	<u>CSAC – EIA:</u>	California State Association of Counties Excess Insurance Authority
<u>BLM:</u>	Bureau of Land Management	<u>CSP:</u>	Customer Service Program
<u>BME:</u>	Budget Management Evaluation	<u>CSS:</u>	Community Services and Support
<u>BMI:</u>	Body Mass Index	<u>CT:</u>	Certified Tech
<u>BOE:</u>	Board of Equalization	<u>CTOC:</u>	County Treasury Oversight Committee
<u>CACASA:</u>	California Agricultural Commissioners and Sealers Association	<u>CWS:</u>	Child Welfare Services
<u>CAD:</u>	Computer Aided Dispatch	<u>DA:</u>	District Attorney
<u>CAFR:</u>	Comprehensive Annual Financial Report	<u>DAS:</u>	Drug and Alcohol Services
<u>CAL OMS:</u>	California Outcomes Measurement System	<u>DCSS:</u>	Department of Child Support Services
<u>CALPERS:</u>	California Public Employee Retirement System	<u>DMH:</u>	Department of Mental Health
<u>CAO:</u>	County Administrative Officer	<u>DMV:</u>	Department of Motor Vehicles
<u>CAPSLO:</u>	Community Action Partnership of San Luis Obispo	<u>DOJ:</u>	Department of Justice
<u>CASQA:</u>	California Storm Water Quality Association	<u>DRP:</u>	Disaster Recovery Planning
<u>C-CFSR:</u>	California Child and Family Services Review	<u>DSS:</u>	Department of Social Services
<u>CCJCC:</u>	Countywide Criminal Justice Coordination Committee	<u>DSW:</u>	Disaster Service Worker
<u>CCS:</u>	California Children's Services	<u>DUI:</u>	Driving Under the Influence
<u>CCSAS:</u>	California Child Support Automation System	<u>EIA:</u>	Excess Insurance Authority
<u>CDBG:</u>	Community Development Block Grant	<u>EFS:</u>	Enterprise Financial System
<u>CDC:</u>	Centers for Disease Control and Prevention	<u>EHR:</u>	Electronic Health Record
<u>CDSS:</u>	California Department of Social Services	<u>EIR:</u>	Environmental Impact Report
<u>CEQA:</u>	California Environmental Quality Act	<u>EMAS:</u>	Engineering Materials Arresting System
<u>CHADOC:</u>	County Health Agency	<u>EMS:</u>	Emergency Medical Services
<u>CHC:</u>	Community Health Centers	<u>EMSA:</u>	Emergency Medical Services Agency
<u>CHIP:</u>	California Healthcare for Indigents Program	<u>EMSP:</u>	Emergency Medical Services Program
<u>CHIS:</u>	California Health Interview Survey	<u>EMTALA:</u>	Emergency Medical Treatment and Active Labor Act
		<u>EQRO:</u>	External Quality Review Organization
		<u>ER:</u>	Emergency Response
		<u>ESC:</u>	Emergency Services Coordination
		<u>ESS:</u>	Employee Self Service
		<u>EVC:</u>	Economic Vitality Corporation
		<u>FAA:</u>	Federal Aviation Administration
		<u>FBA:</u>	Fund Balance Available
		<u>FBI:</u>	Federal Bureau of Investigation
		<u>FC:</u>	Fund Center

<u>FEMA:</u>	Federal Emergency Management Agency	<u>MHT:</u>	Mental Health Therapist
<u>FFP:</u>	Federal Financial Participation	<u>MISP:</u>	Medically Indigent Services Program
<u>FM:</u>	Family Reunification	<u>MoCPOC:</u>	Model of Care Partners Oversight Committee
<u>FMAP:</u>	Federal Medical Assistance Percentage	<u>MOE:</u>	Maintenance of Effort Expense
<u>FSET:</u>	Food Stamps Employment Training	<u>NCAST:</u>	Nursing Child Assessment Satellite Training
<u>FSP:</u>	Full Service Partnership	<u>NGF:</u>	National Golf Foundation
<u>FTE:</u>	Full Time Equivalent	<u>NPDES:</u>	National Pollutant Discharge Elimination System
<u>FY:</u>	Fiscal Year	<u>OD:</u>	Organizational Development
<u>GAAP:</u>	Generally Accepted Accounting Principles	<u>OES:</u>	Office of Emergency Services
<u>GASB:</u>	Governmental Accounting Standards Board	<u>OPEB:</u>	Other Post Employment Benefits
<u>GFOA:</u>	Government Finance Officers Association	<u>OSHA:</u>	Occupational Safety & Health Act
<u>GFS:</u>	General Fund Support	<u>PAL:</u>	Position Allocation List
<u>GIS:</u>	Geographic Information System	<u>PC:</u>	Personal Computer
<u>HAZMAT:</u>	Hazardous Materials	<u>PCF:</u>	Paid Call Firefighters
<u>HF:</u>	Healthy Families	<u>PCR:</u>	Payment Condition Rating
<u>HHS:</u>	Health and Human Services	<u>PEI:</u>	Prevention and Early Intervention
<u>HIPPA:</u>	Health Insurance Portability and Accountability Act	<u>PFF:</u>	Public Facility Fees
<u>HK:</u>	Healthy Kids	<u>PHD:</u>	Public Health Department
<u>HOP:</u>	Homeless Outreach Program	<u>PHF:</u>	Psychiatric Health Facility
<u>HR:</u>	Human Resources	<u>PM:</u>	Preventative Maintenance
<u>HSUS:</u>	Humane Society of the United States	<u>POB:</u>	Pension Obligation Bond
<u>HVAC:</u>	Heating Ventilation and Air Conditioning	<u>PP:</u>	Permanency Placement
<u>IDM:</u>	Integrated Document Management	<u>PQI:</u>	Performance Quality Improvement
<u>IHSS:</u>	In Home Supportive Services	<u>PRS:</u>	Program Review Specialists
<u>IMD:</u>	Institutions for Mental Disease	<u>PYD:</u>	Positive Youth Development
<u>IMR:</u>	Illness Management and Recovery	<u>RCL:</u>	Rate Classification Level
<u>IRS:</u>	Internal Revenue Service	<u>REHS:</u>	Registered Environmental Health Specialist
<u>ISF:</u>	Internal Service Fund	<u>RFP:</u>	Request for Proposal
<u>ISO:</u>	International Organization for Standards	<u>RFQ:</u>	Request for Qualifications
<u>IT:</u>	Information Technology	<u>RN:</u>	Registered Nurse
<u>IT – ESC:</u>	Information Technology Executive Steering Committee	<u>RTA:</u>	Regional Transit Authority
<u>ITIL:</u>	Information Technology Infrastructure Library	<u>SAC:</u>	Supervising Administrative Clerk
<u>ITSP:</u>	Information Technology Strategic Plan	<u>SAMHSA:</u>	Substance Abuse and Mental Health Services Administration
<u>JPA:</u>	Joint Powers Authority	<u>SART:</u>	Suspected Abuse Response Team
<u>JSC:</u>	Juvenile Services Center	<u>SCBA:</u>	Self Contained Breathing Apparatus
<u>LAFCO:</u>	Local Agency Formation Commission	<u>SIP:</u>	System Improvement Plan
<u>LAIF:</u>	Local Agency Investment Fund	<u>SIU:</u>	Special Investigative Unit
<u>LAN:</u>	Local Area Network	<u>SJSO:</u>	Supervising Juvenile Services Officers
<u>LBGTQ:</u>	Lesbian, Bisexual, Gay, Transgender, Questioning	<u>SLOCOG:</u>	San Luis Obispo Council of Governments
<u>LEHC:</u>	Law Enforcement Health Care	<u>SLOCTBID:</u>	San Luis Obispo County Tourism and Business Improvement District
<u>LID:</u>	Low Impact Development	<u>SLORTA:</u>	San Luis Obispo Regional Transit Authority
<u>LSI:</u>	Level of Service Inventory	<u>SLOVCB:</u>	San Luis Obispo Visitors and Conference Bureau
<u>LVN:</u>	Licensed Vocational Nurse	<u>SLVC:</u>	School Located Vaccination Clinics
<u>MAA:</u>	Medical Administrative Activities	<u>SOP:</u>	Standard Operating Procedure
<u>MDC:</u>	Mobile Data Computers	<u>STC:</u>	Standard in Training for Corrections
<u>MDO:</u>	Mentally Disordered Offender	<u>STD:</u>	Sexually Transmitted Diseases
<u>MHSA:</u>	Mental Services Act	<u>SWMP:</u>	Storm Water Management System
		<u>TAY:</u>	Transitional Age Youth
		<u>TB:</u>	Tuberculosis
		<u>THPP:</u>	Transitional Housing Program Plus

<u>TMHA:</u>	Transitions Mental Health Association
<u>TOW:</u>	Taxes on the Web
<u>TPA:</u>	Third Party Administrator
<u>TSF:</u>	Tobacco Settlement Fund
<u>UCR:</u>	Uniform Crime Reporting
<u>UMAN:</u>	Unified Metropolitan Area Network
<u>USAR:</u>	Urban Search and Rescue Vehicle
<u>USDA:</u>	United States Dept. of Agriculture
<u>VA:</u>	Veterans Administration
<u>VBM:</u>	Vote by Mail
<u>VLf:</u>	Vehicle License Fee
<u>VOIP:</u>	Voiceover Internet Protocol
<u>VTO:</u>	Voluntary Time Off
<u>WET:</u>	Workforce Education and Training
<u>WIA:</u>	Workforce Investment Act
<u>WIC:</u>	Women, Infants and Children
<u>WPR:</u>	Work Participation Rate
<u>YAP:</u>	Young Adult Programs