

Celebrating

125 Years of Service

2006
Annual Report

San Luis Obispo County
Department of Agriculture
Weights & Measures

San Luis Obispo County Department of Agriculture Weights and Measures

2156 Sierra Way, Suite A, San Luis Obispo, CA 93401
805 781-5910

810 W. Branch Street, Arroyo Grande, CA 93420
805 473-7090

350 N. Main, Suite A, Templeton, CA 93465
805 434-5950

Ag Department Online
www.slocounty.ca.gov/agcomm
AgCommSLO@co.slo.ca.us

Staff & Associates

Agricultural Commissioner/Sealer of Weights and Measures
Robert F. Lilley

Chief Deputy Agricultural Commissioner
Brenda W. Ouwerkerk

Chief Deputy Sealer of Weights and Measures
Brett R. Saum

Deputy Agricultural Commissioners
Janice Campbell Richard Little Martin Settevendemie

Administrative Services Officer
Judy Noble

Administrative Services Staff
Nancy Eteddgue Debbie Schmitz
Julia Walters Susan Wells

Department Automation Specialists
Chris Morris Roger Shipp

Mapping Graphics Systems Specialist
Marlene Bartsch

Environmental Resource Specialist
Lynda Auchinachie

Agricultural Resource Specialist
Michael Isensee

Agricultural Inspector/Biologists
Lisa Chadwick Rusty Hall John Schmitz
Catherine Darling Tamara Kleemann MaryBeth St. Amand
Kasi Day Marc Lea Robert Stockel
Dale Donaghe Karen Lowerison Cara Taylor
Francisco Focha Tom Morgan Jenny Weaver
Judy Groat Edwin Moscoso Jennifer Welch
Heidi Quiggle

Weights & Measures Inspectors
Curtis Clark Jan Hendrix Robert Lopez

Agricultural/Weights & Measures Technicians
Laurel Carlisle Crystal Kirkland James Moore
Nancy David Roxy McIntosh Katherine O'Reilly
Laura Hebert Manuel Mendoza-Calderon Gail Perez

Tribute to Mr. Don Talley

This annual report is dedicated to Don Talley who passed away on December 2, 2006.



Don is widely recognized as an agricultural leader whose numerous contributions helped shape the success of agriculture locally and statewide. Don played a vital role in many community activities, as well as improving communication and understanding between agriculturalists and the citizens who enjoy the fruits of agricultural production.

Don attended the historic two-room Branch Elementary School before graduating from Arroyo Grande High School in 1958. He went on to obtain a Bachelor's Degree in Agricultural Business Management from U.C. Berkeley.

Talley Farms was in full production as a major vegetable producer in the Arroyo Grande Valley in the 1960s, expanded into vegetable packing, cooling, and shipping in the 1970s, and launched into the vine and wine business in the 1980s producing award winning wines. Talley Farms total area of production in SLO County is now 1,146 acres.

Don's leadership was vast and far-reaching. California agriculture is indebted to Don for his ground-breaking work helping to initiate the California Agricultural Leadership Program in 1970 and serving as the President of the program's governing body, the Agricultural Education Foundation. In addition, Don served as the long-term Director of the Western Growers Association, Director of Farm Credit West, and Chairman of the Board of Ag Box.

Don also served in many Arroyo Grande community leadership positions, including the Parks and Recreation Commission, City Council, and mayor. He also served two terms on the Cuesta College Board of Directors.

Don is missed by many in the community, but his legacy will carry on for years to come.

Project Manager: Lynda Auchinachie

Creative Collaborator: Judy Groat

Photography: Chris Morris, John Busselle

Cover Photo: "The Timelessness of Ag" by John Busselle

Design and Layout: 

Printing: 

A Note from Robert Lilley

San Luis Obispo County Agricultural Commissioner/Sealer



Sunset Over Paso photo by Claire Stolver

San Luis Obispo County's crop production value for 2006 broke the 600 million dollar level for the first time with an estimated value of crops produced at \$621,547,000.

The noteworthy increase in total value is due to high production and overall good prices for cattle, vegetables, and strawberries. Wine grapes continue to hold the top position with 24% of the total value, or \$151,990,000, although this represents a 22% reduction from the 2005 record production.

Despite record levels of production, agriculture continues to deal with major challenges. The *E. coli* contamination incident reduced spinach production by half, and fuel prices and foreign competition cut into profit and market share. The difficult winter weather pattern of 2006/2007, which resulted in significant freeze damage and drought, did not affect the 2006 harvest, but will have a substantial impact on 2007 production.

This year's theme, "Celebrating 125 Years of Service," describes how the system of County Agriculture Commissioners/Sealers serves agriculture and the citizens of the state. In fact, the annual meeting of the California Agricultural Commissioners and Sealers Association was held in San Luis Obispo May 1-5, 2006. Many accolades were given through county, state, and federal resolutions, recognizing the service provided and accomplishments of the long standing system unique to California. Please note pages 5, 8, and 9, which portray the 125th year celebration and recognize the significant contributions of County Agriculture Commissioners and Sealers of Weights and Measures.

Also noteworthy in this report is the coverage of the history and vegetable production in the fertile Arroyo Grande Valley. Please note the tribute to Don Talley on page 2, the history of POVE on page 4, and the summary of international exports on page 7.

We would like to recognize and thank the hardworking farmers and ranchers of San Luis Obispo County for their assistance with this report and their valuable contribution to the County's economy and quality of life.

Robert Lilley

The Families of POVE

The Pismo Oceano Vegetable Exchange

The natural geographic features of the Arroyo Grande Valley, including fertile soils, an abundance of water, and ideal weather, give it the distinction of being one of the richest agricultural producing regions in the world. Just as important, it has been home to generations of Japanese-American farming families, descendants of the five original founding families of the Pismo Oceano Vegetable Exchange. The members today are: Y. Hayashi & Sons, Ikeda Bros., Arroyo Fresh (Saruwatari Family), S. Kobara & Sons, and Dohi Farms.

During the early part of the 1900s, Japanese farmers grew bush peas on the hills in and around Arroyo Grande. In 1922 the pea growers of Pismo Beach formed the Pismo Pea Growers Association, with George Fukunaga as the Manager. In 1925 growers in the Arroyo Grande area followed suit, forming the Arroyo Grande Pea Growers Association. It was the merger of these two organizations in the 1930s that became the Pismo Oceano Vegetable Exchange (POVE).

The organization flourished throughout the 1930s with the production of diverse vegetable crops that included celery, broccoli, cauliflower, iceberg lettuce, cabbage, and brussel sprouts, as well as peas. However, the activities came to a sudden halt during World War II when all

persons of Japanese ancestry, recent immigrants as well as U.S. born, were ordered to evacuate the West Coast to inland internment camps located in various western states.

When the Japanese were allowed to return to the West Coast after the war, only a few of the original members of POVE returned to their farmlands. Those who did return found overcoming the financial hardships of reestablishing their farms without capital was no easy task. And farmers had to do without needed equipment, supplies, and hired help. But, thanks to the credit extended

to them by several local family businesses, many were successful. Entire families joined hands helping one another, young and old, laboring long strenuous hours, eventually getting back on their feet.

POVE was reactivated in 1946. As the farmers continued their postwar rebuilding process and capital became more available, antiquated equipment was updated and packing house facilities were expanded to meet the increasing production. Many more changes took place during the ensuing years to improve harvesting, packing, cooling, storage, transportation, and to meet changing consumer needs.



Due in part to consumers' improved dietary awareness and increases in the consumption of vegetables, the volume of sales doubled within 10 years. Today POVE is one of the most important mixed-vegetable shipping companies on the Central Coast, and one of the world's largest growers and shippers of Napa Cabbage.

The history of the Arroyo Grande Valley vegetable farmers and their descendants is a compelling story. Families from foreign lands working together with local farmers developed a viable industry. Their dedication to good land stewardship is evidenced by fields that produce bumper crops of as many as 24 different vegetables three times a year, and are sold worldwide generating millions of dollars for the local economy.

POVE is a non-profit, member owned and operated cooperative. It is a 75 year living testimony of the Japanese farmers who through perseverance, commitment, hard work and dedication overcame many obstacles, and by working together established one of the most well-known and highly regarded agricultural marketing cooperatives on the entire Central Coast. We wish them continued success for many more generations to come.

To learn more about POVE, please visit their website, www.POVE.net.



The men in this photograph represent the five original member families who settled in the area in the late 1920s/early 1930s and helped found the POVE organization. (pictured left to right are Hugh Dohi, Robert Hayashi, Gary Kobara, Stan Ikeda, Tom Ikeda, Bruce Kobara, and Adam Saruwatari).



Agricultural Commissioners' 125th Anniversary

April 8, 2006 marked the 125th anniversary of the Agricultural Commissioner system in California.

The history of California's Agricultural Commissioner system reflects the on-going mission to protect agriculture, the environment and the public's health and safety, and ensure integrity of the marketplace.

On March 14, 1881, the California Legislature enacted a law which created the County Office of Horticultural Commissioner, now known as the Agricultural Commissioner. The original charge of the Horticultural Commissioner was to protect agriculture from certain detrimental crop pests, specifically Phylloxera, a vineyard pest.

The Agricultural Commissioner system is unique to California and has demonstrated a method of delivering services that are both effective and efficient. Many in the community value a system of local control where a face-to-face conversation can occur and service programs are accountable locally.

Agricultural Commissioners also serve as Sealers of Weights and Measures, protecting the consumer and business with fair and impartial enforcement of State laws and regulations pertaining to measurement standards.

San Luis Obispo County records show a governing Board of Horticultural Commissioners from 1883-1915. Since 1915, eleven individuals have served as the San Luis Obispo County Agricultural Commissioner/Sealer of Weights and Measures.

Thomas Chalmers was the longest serving County Horticultural Commissioner, holding the position from 1928 to 1963. In 1929, cattle was the top commodity, representing \$2.4 million out of \$12.0 million total overall value for all ag production in the County. In 1929 the title of County Horticulture Commissioner was changed to County Agricultural Commissioner. In 1955 the duties of the County Sealer of Weights and Measures were combined with the County Agricultural Commissioner, creating the office of the County Department of Agriculture/Weights and Measures.

Earl Kalar became the ninth County Ag Commissioner/Sealer in 1963. In that year, the cattle industry remained in the top spot representing \$19.0 million out of \$55.0 million overall agricultural production value. However, in 1976, iceberg lettuce rose to #1 in production value, representing \$17.0

million verses a close \$14.0 million for the cattle industry. Over the next 8 years the vegetable and cattle industry would trade places numerous times for the #1 spot. During the 1970s the local greenhouse industry began to take root in southern San Luis Obispo County. In northern San Luis Obispo County, wine grape production began to rapidly expand, converting thousands of acres of historic dryland grain crops such as barley, oats and wheat and rangeland into vineyards.

As the County's tenth Ag Commissioner/Sealer, Richard Greek took the reigns in 1984. The overall value of local ag production that year was \$209.0 million. The expanding wine grape industry became the #1 crop in 1989, valued at \$36.0 million. During this time land value dramatically increased and the pressure to convert ag land to other uses became one of the ag industry's biggest challenges.

In 2002 Bob Lilley became the eleventh Ag Commissioner/Sealer, and continues to lead an industry currently valued at \$621.5 million. Grapes still hold the #1 position in overall value, with broccoli and cattle closely following.

The role of the Agricultural Commissioner has changed dramatically during the last 125 years. New challenges include food safety, an increased awareness of ag terrorism issues, the debate about genetically modified crops, applications of new technology to new uses (such as providing information and customer services over the world wide web), use of new technology to verify accuracy of business transactions involving weights and measures, and finding new ways to keep exotic insects and diseases out of California and the county.

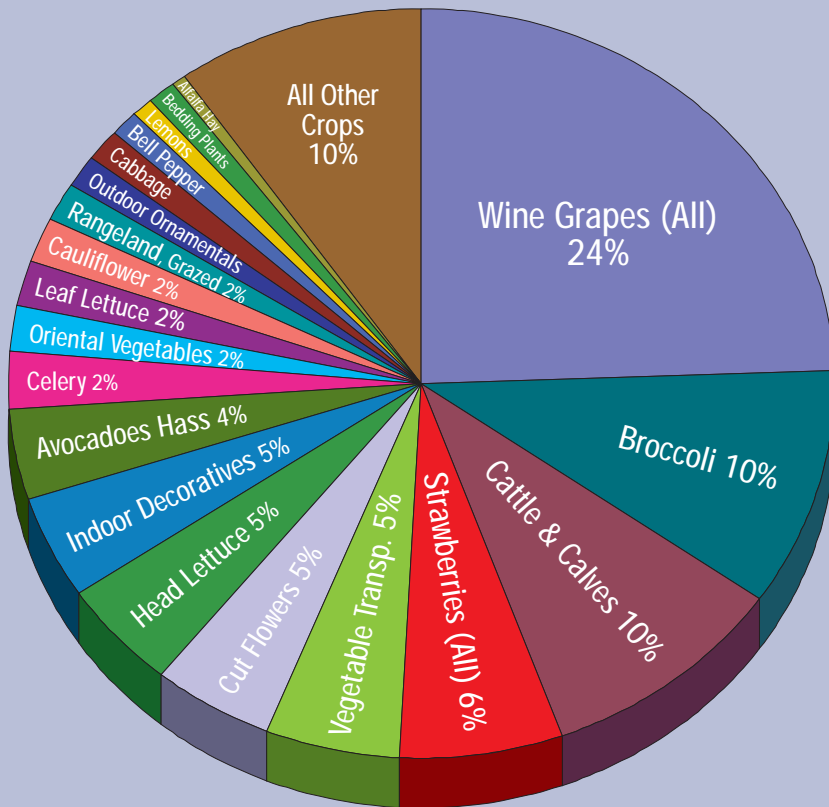
Regardless of the changes that have taken place, and the changes to come in the next 125 years, the delivery of quality services from a local agency remains the focus of Agricultural Commissioners/Sealers.

Board of Horticultural Commissioners 1883 - 1884	
Frank McCoppin	
J.C. Currier	
Horticultural & Agricultural Commissioners 1915 - Present	
Carl Nichols	1915 - 1916
S.V. Christerson	1916 - 1918
C.C. Staunton	1918 - 1919
Harold E. Alley	1919 - 1921
Clifford G. Tanner	1921 - 1922
Everett L. Smith	1922 - 1925
Edwin W. Howe	1925 - 1927
Thomas Chalmers	1927 - 1963
Earl R. Kalar	1963 - 1984
Richard Greek	1984 - 2002
Robert Lilley	2002 - Present



County Agricultural Commissioners/Sealers in San Luis Obispo County, May, 2006

Top Twenty Value Crops



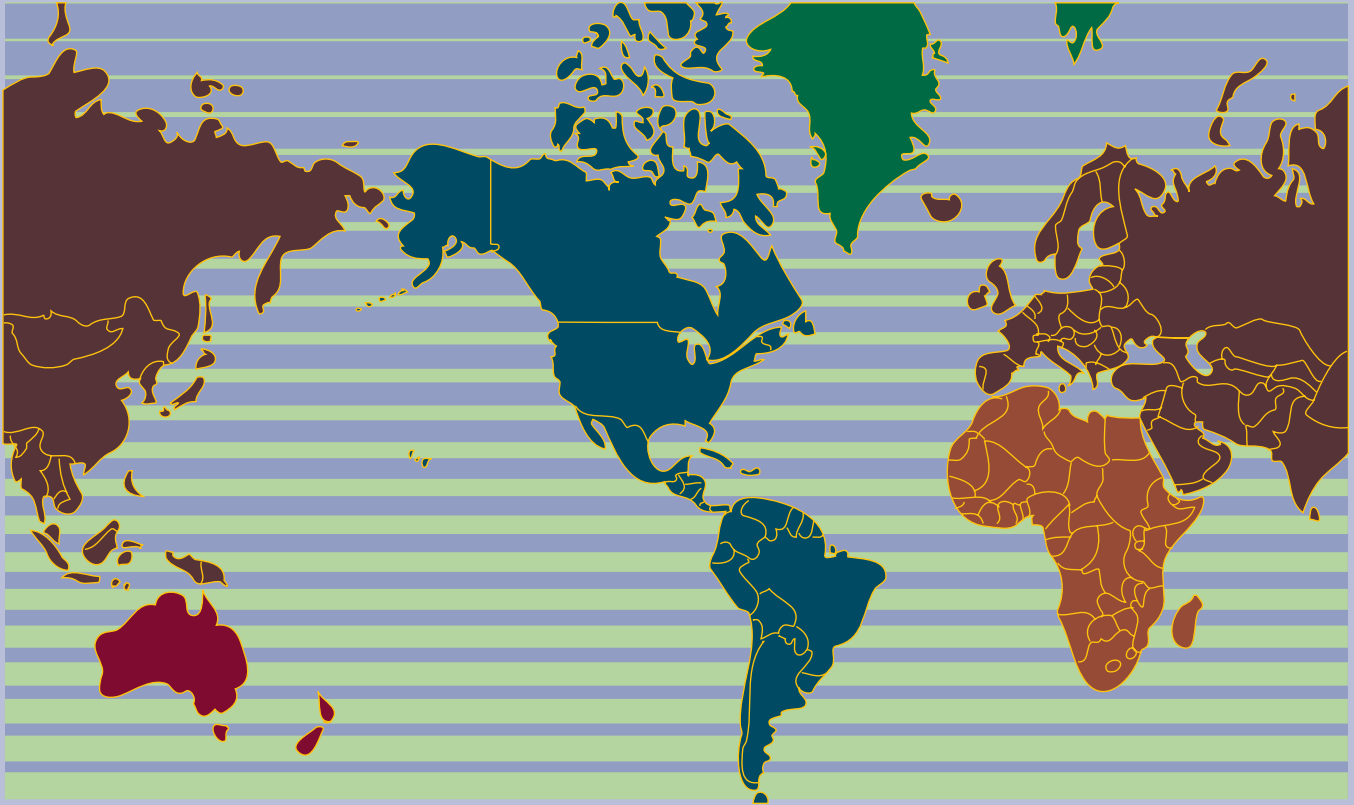
Commodity	Valuation
1. Wine Grapes (All)	\$151,990,000
2. Broccoli	\$64,044,000
3. Cattle and Calves	\$59,869,000
4. Strawberries (All)	\$40,051,000
5. Vegetable Transplants	\$32,880,000
6. Cut Flowers	\$29,607,000
7. Head Lettuce	\$29,253,000
8. Indoor Decoratives	\$28,063,000
9. Avocados, Hass	\$23,445,000
10. Celery	\$14,802,000
11. Oriental Vegetables	\$13,205,000
12. Leaf Lettuce	\$12,605,000
13. Cauliflower	\$11,819,000
14. Rangeland, Grazed	\$10,250,000
15. Outdoor Ornamentals	\$8,602,000
16. Cabbage	\$7,824,000
17. Bell Peppers	\$7,437,000
18. Lemons	\$5,779,000
19. Bedding Plants	\$5,641,000
20. Alfalfa Hay	\$3,129,000

Comparison of Valuation of Major Groups During the Past Ten Years

YEAR	ANIMAL	FIELD	NURSERY & SEED	FRUIT & NUT	VEGETABLE	TOTAL VALUE
1997	29,223,000	18,056,000	65,486,000	120,912,000	148,129,000	381,806,000
1998	28,665,000	17,614,000	70,296,000	109,351,000	132,895,000	358,821,000
1999	36,031,000	16,296,000	85,353,000	122,450,000	135,393,000	395,523,000
2000	36,012,000	16,053,000	93,171,000	166,779,000	175,643,000	487,658,000
2001	46,517,000	17,025,000	90,908,000	182,415,000	152,531,000	489,396,000
2002	46,161,000	15,595,000	97,377,000	167,555,000	156,687,000	483,375,000
2003	49,181,000	15,161,500	91,476,000	189,144,000	168,423,000	513,385,500
2004	59,620,000	15,342,100	101,156,000	195,712,000	167,606,000	539,436,100
2005	58,380,000	18,055,000	100,697,000*	243,604,000*	172,896,000*	593,632,000*
2006	64,244,000	17,477,000	108,066,000	236,491,000	195,269,000	621,547,000

*REVISED

Our International Trading Partners



42 Countries – 1115 Shipments in 2006

Agricultural products are shipped from San Luis Obispo County year-round to destinations worldwide.

Algeria	Germany	Peru
Argentina	Iraq	Republic of Korea
Australia	Israel	Samoa
Bahamas	Italy	Saudi Arabia
Brazil	Jamaica	Seychelles
Canada	Japan	South Africa
Chile	Jordan	Spain
Costa Rica	Lebanon	Syria
Dominican Republic	Mexico	Taiwan
Ecuador	Netherlands	Tajikistan
Egypt	New Zealand	Turkey
Faroe Islands	Oman	United Arab Emirates
France	Pakistan	Venezuela
French Polynesia	People's Republic of China	Yemen



Resolution of the Board of Supervisors of the County of San Luis Obispo Commemorating the 125th Anniversary of the Agricultural Commissioner System in California and San Luis Obispo County

In the Board of Supervisors - County of San Luis Obispo, State of California -
RESOLUTION NO. 2006-148, April 25, 2006

WHEREAS, the California Legislature enacted a law on March 14, 1881 which provided for the office of horticultural commissioner, now known as agricultural commissioner; and,

WHEREAS, an office of the horticultural commissioner was established in San Luis Obispo County on April 8, 1881



The first Board of State Horticultural Commissioners, 1881

WHEREAS, while the original charge of the horticultural commissioner was to protect agriculture from certain pests, today the agricultural commissioners are responsible for promoting and protecting agriculture, the consumer, and the environment; and,

WHEREAS, the agricultural commissioner system is unique to California and has demonstrated a method of delivering services that is both effective and efficient; and,

WHEREAS, the agricultural commissioner system provides local control over areas of great concern to the citizens of this county; and,

WHEREAS, the agricultural commissioner system provides local control over areas of great concern to the citizens of this county; and,

Proudly Serving San Luis Obispo County



g the
ner's
nty.

WHEREAS, the agricultural commissioners have served to prevent the introduction of pests into California that would be detrimental to agriculture and the environment, and to further carry out a comprehensive program to detect and eradicate those detrimental pests that are introduced into the state; and,

WHEREAS, the agricultural commissioners provide leadership in developing new and emerging programs to promote agriculture and protect the citizens of the county; and,

and,

WHEREAS, the agricultural commissioners provide local jurisdictions analysis and recommendations to protect agricultural resources; and,

WHEREAS, the agricultural commissioner also serves as the Sealer of Weights and Measures protecting the consumer and business with fair and impartial enforcement of state laws and regulations pertaining to measurement standards; and,

WHEREAS, April 8, 2006 marked the one hundred twenty-fifth anniversary of the institution of county agriculture commissioner in San Luis Obispo County; and,

REAS, the county agricultural
nistrators enforce pesticide
ations thereby protecting
ultural workers and the
nment, while also ensuring
mbers are provided with food
s both safe and
some;

NOW, THEREFORE, BE IT RESOLVED AND ORDERED, that this Board of Supervisors of the County of San Luis Obispo on behalf of its citizens does hereby recognize this 125th anniversary of the county agricultural commissioner system in California and does further congratulate each agricultural commissioner and staff member for the dedicated service that has been performed for the citizens of this county and the state.

Upon motion of Supervisor Bianchi, seconded by Supervisor Lenthall.



County's Agricultural Community for 125 Years



Commissioner Robert Lilley (left) is joined by Paul Clark, Farm Bureau President and California Department of Food and Agriculture Secretary, A.G. Kawamura to commemorate the 125th Anniversary of the Agricultural Commissioners System.

Animal Industry



Commodity	Year	No. of Head	Production	Unit	Per Unit	Total
Cattle and Calves	2006	95,000	650,750	Cwt	\$92.00	\$59,869,000
	2005	89,000	596,300	Cwt	\$89.00	\$53,071,000
Sheep and Lambs	2006	6,210	8,173	Cwt	100.00	817,000
	2005	6,670	7,337	Cwt	114.00	836,000
Miscellaneous	2006					3,558,000
	2005					4,473,000
TOTAL	2006					\$64,244,000
Animal Industry	2005					\$58,380,000

*Aquaculture, Bees Wax, Eggs, Game Birds, Hogs, Honey, Milk, Pollen & Pollination, Wool



Late season rains created good grazing conditions. The local cattle industry continued to enjoy near-record prices and higher demand.

Lamb production decreased due to the cyclic nature of lambing numbers.

Local honey and bees wax production continued to drop due to fewer resident beekeepers remaining in business.

Fruit and Nut Crops

Wine grapes continue to hold the top position for value in 2006. Production was lower than the record breaking levels reported in 2005. The data for 2006 reflects yields that have returned to more normal levels.

Hass avocado production increased 495% compared to 2005. Record breaking yields were produced; however the overall value per ton decreased 48% compared to 2005. Competition from foreign markets and an abundance of fruit in the market drove prices down.

Strawberry acreage increased 34% (275 acres) over 2005. Production increased over 2005 levels, and prices were high representing \$40,052,000, a 36% increase in value over 2005 for fresh and processed strawberries.



Crop	Year	Acreage		Production		Unit	Per Unit	Total
		Planted	Bearing/Harvested	Per Acre	Total			
Apples	2006 *							
	2005	393	393	4.950	1,945	Ton	\$519.00	\$1,010,000
Avocados. (Hass)	2006	4,526	3,486	6.070	21,160	Ton	1,108.00	23,445,000
	2005	4,450	3,486	1.020	3,556	Ton	2,120.00	7,538,000
Avocados (Other)	2006	210	210	4.040	848	Ton	916.00	777,000
	2005	210	189	2.770	523	Ton	560.00	293,000
Grapes, Wine (All)	2006	36,493	34,662		148,005	Ton		151,990,000
	2005 **	35,313	33,690		198,819	Ton		194,370,000
Chardonnay	2006		3,481	5.038	17,537	Ton	1,210.00	21,220,000
	2005 **		3,751	8.117	30,447	Ton	1,215.00	36,993,000
Sauvignon Blanc	2006		1,145	5.394	6,176	Ton	881.00	5,441,000
	2005		938	7.838	7,352	Ton	847.00	6,227,000
White Wine (Other)	2006		1,453	4.893	7,110	Ton	1,145.00	8,141,000
	2005		1,427	7.859	11,215	Ton	1,137.00	12,751,000
Cabernet Sauvignon	2006		11,655	4.067	47,401	Ton	893.00	42,329,000
	2005 **		11,730	5.345	62,697	Ton	833.00	52,226,000
Merlot	2006		5,245	5.398	28,313	Ton	906.00	25,651,000
	2005		4,725	7.546	35,655	Ton	960.00	34,229,000
Pinot Noir	2006		1,573	1.839	2,893	Ton	2,670.00	7,724,000
	2005 **		1,216	2.984	3,629	Ton	2,351.00	8,531,000
Syrah	2006		3,609	3.082	11,123	Ton	1,214.00	13,503,000
	2005 **		2,986	4.232	12,637	Ton	1,035.00	13,079,000
Zinfandel	2006		3,110	3.728	11,594	Ton	910.00	10,551,000
	2005		2,940	4.979	14,638	Ton	701.00	10,261,000
Red Wine (Other)	2006		3,391	4.677	15,860	Ton	1,099.00	17,430,000
	2005		3,977	5.166	20,545	Ton	977.00	20,073,000
Lemons	2006	1,583	1,501	13.510	20,279	Ton	285.00	5,779,000
	2005	1,633	1,469	13.000	19,097	Ton	103.48	1,976,000
Strawberries (All)	2006	1,075	1,075		30,192	Ton		40,051,000
	2005	800	800		27,192	Ton		29,372,000
Fresh Strawberries	2006			17.526	18,840	Ton	1,745.00	32,877,000
	2005 **			23.430	18,744	Ton	1,320.00	24,742,000
Processed Strawberries	2006			10.560	11,352	Ton	632.00	7,174,000
	2005 **			10.560	8,448	Ton	548.00	4,630,000
Valencia Oranges	2006	304	304	12.100	3,678	Ton	253.00	931,000
	2005	304	288	12.720	3,663	Ton	124.26	455,000
English Walnuts	2006	3,107	2,330	0.490	1,142	Ton	1,615.00	1,844,000
	2005	3,107	1,080	0.590	637	Ton	1,505.00	959,000
Miscellaneous*	2006	3,451	2,449					11,674,000
	2005	2,595	1,692					7,631,000
TOTAL	2006	50,749	46,017					\$236,491,000
Fruit & Nut Crops	2005 **	48,805	43,087					\$243,604,000

* Almonds, Apples, Apricots, Asian Pears, Bushberries, Cherries, Feijoas, Figs, Grapefruit, Kiwis, Limes, Mandarin Oranges, Navel Oranges, Nectarines, Olives, Peaches, Pears, Persimmons, Pistachios, Pomegranates, Quince, Table Grapes, Specialty Citrus, Tangerines

**Revised

Vegetable Crops



In almost every category prices were strong and much improved over last year, with celery increasing dramatically due to short supply. Yields were slightly reduced in most categories due to late March rains, which delayed planting schedules, and unusual heat during the 2006 summer. The trend of implementing new production practices continues to keep the vegetable market in SLO County strong. Harvested acres of spinach fell significantly as the market decreased in response to high-profile E. coli contamination cases occurring in other parts of California, which greatly decreased demand and consumption of local spinach.

Crop	Year	Harvested Acreage	Production Per Acre	Total	Unit	Per Unit	Total
Bell Peppers	2006	774	1,271.0	983,754	30#	7.56	\$7,437,000
	2005	891	907.0	808,137	30#	9.80	\$7,920,000
Broccoli (All)	2006	11,308	689.0	7,791,212	23#	8.22	64,044,000
	2005	11,461	624.0	7,151,664	23#	7.00	50,062,000
Cabbage	2006	1,278	791.0	1,010,898	45#	7.74	7,824,000
	2005	1,245	815.0	1,014,675	45#	7.19	7,296,000
Cauliflower	2006	2,556	680.0	1,738,080	25#	6.80	11,819,000
	2005	2,512	724.0	1,818,688	25#	6.57	11,949,000
Celery	2006	1,145	1,131.0	1,294,995	60#	11.43	14,802,000
	2005	1,011	1,097.0	1,109,067	60#	6.62	7,342,000
Lettuce, Head	2006	6,171	715.0	4,412,265	50#	6.63	29,253,000
	2005	5,400	757.0	4,087,800	50#	5.67	23,178,000
Lettuce, Leaf	2006	2,079	816.0	1,696,464	25#	7.43	12,605,000
	2005**	2,303	810.0	1,865,430	25#	6.68	12,461,000
Oriental Vegetables	2006	1,993	810.0	1,614,330	80#	8.18	13,205,000
	2005	2,002	850.0	1,701,700	80#	9.25	15,741,000
Peas, Edible Pod	2006	413	539.0	222,607	10#	8.50	1,892,000
	2005	604	398.0	240,392	10#	7.51	1,805,000
Spinach	2006	381	798.0	304,038	20#	6.50	1,976,000
	2005	833	771.0	642,243	20#	5.50	3,532,000
Squash	2006	246	669.0	164,574	30#	5.82	958,000
	2005	270	870.0	234,900	30#	5.45	1,280,000
Miscellaneous*	2006	6,231					29,454,000
	2005	6,545					30,330,000
TOTAL Vegetable Crops	2006	34,575					\$195,269,000
	2005**	35,077					\$172,896,000

* Anise, Artichokes, Arugula, Asparagus, Beans, Beets, Brussel Sprouts, Carrots, Chard, Chili Peppers, Cilantro, Collards, Cucumbers, Daikon, Dandelion, Dill, Endive, Escarole, Fennel, Garlic, Herbs, Kale, Kohlrabi, Leeks, Melons, Mushrooms, Mustard, Onions, Parsley, Parsnips, Potatoes, Pumpkins, Radicchio, Radishes, Rutabagas, Shallots, Sweet Corn, Tomatillos, Tomatoes, Turnips

**Revised



Nursery Products

The overall value of nursery products increased 10 percent over 2005; however, utility and fuel prices continue to climb and pressure from foreign competition means the local industry is just maintaining its market share. Production space (square footage in greenhouses) has leveled-off but efficiencies in space utilization resulted in a slight increase in vegetable and ornamental transplant production.

Crop	Year	Field Production (acres)	Greenhouse Production (sq ft)	Value
Bedding Plants, Sod, & Ground Cover	2006	75	84,215	\$5,641,000
	2005	80	86,200	\$5,842,000
Cut Flowers and Greens†	2006	116	2,907,550	29,607,000
	2005	116	2,663,752	28,240,000
Fruit-Nut Trees & Vines	2006*			
	2005	26	133,492	2,203,000
Indoor Decoratives	2006		3,034,146	28,063,000
	2005		3,059,254	25,168,000
Outdoor Ornamentals	2006	70	112,500	8,602,000
	2005	55	107,400	8,638,000
Vegetable and Ornamental Transplants	2006	31	2,129,960	32,880,000
	2005**	40	1,903,820	28,933,000
Miscellaneous*	2006	741	139,051	3,273,000
	2005	1,235	5,719	1,673,000
TOTAL	2006	1,033	8,407,422	\$108,066,000
Nursery Stock	2005*	1,552	7,959,637	\$100,697,000

* Aquatic, Bulbs, Cacti, Christmas Trees, Fruit-Nut trees, Herbs, Propagative plants, Scion wood, Seed, Specialty plants, Succulents

† Includes cut flowers grown in greenhouse and field

** Revised



Field Crops

Overall value decreased by 3% over 2005. The timing and amounts of late winter rain created favorable growing conditions for alfalfa resulting in higher yields. Increased demand for high quality alfalfa hay by Central Valley dairies kept prices high. Late rains contributed to the decrease in barley and other grain production. Planted barley acreage was down by 31% compared to 2005. Prices for grain stubble increased due to high demand for grazing of sheep and cattle, however less was available (13%) compared to 2005.

Crop	Year	Acreage		Production		Unit	Per Unit	Total
		Planted	Harvested	Per Acre	Total			
Alfalfa Hay	2006	3,030	2,980	7.00	20,860	Ton	\$150.00	\$3,129,000
	2005	2,500	2,500	7.00	17,500	Ton	\$138	\$2,415,000
Barley	2006	12,500	11,000	1.10	12,100	Ton	110.00	1,331,000
	2005	18,000	16,000	1.20	19,200	Ton	110.00	2,112,000
Grain Hay†	2006	10,300	9,300	2.30	21,390	Ton	100.00	2,139,000
	2005	11,300	10,300	2.30	23,690	Ton	110.00	2,606,000
Grain Stubble (Grazed)	2006		22,800			Acre	6.50	148,000
	2005		26,300			Acre	6.00	158,000
Rangeland, Grazed	2006		1,025,000			Acre	10.00	10,250,000
	2005		1,025,000			Acre	10.00	10,250,000
Miscellaneous*	2006	4,000	4,000					480,000
	2005	4,235	4,235					514,000
TOTAL	2006	29,830	1,075,080					\$17,477,000
Field Crops	2005	36,035	1,084,335					\$18,055,000

* Irrigated Pasture, Garbanzo Beans, Oats, Safflower, Wheat

† Includes winter forage

San Luis Obispo County Department of Agriculture/Weights and Measures Financial Report — Fiscal Year 2005-2006



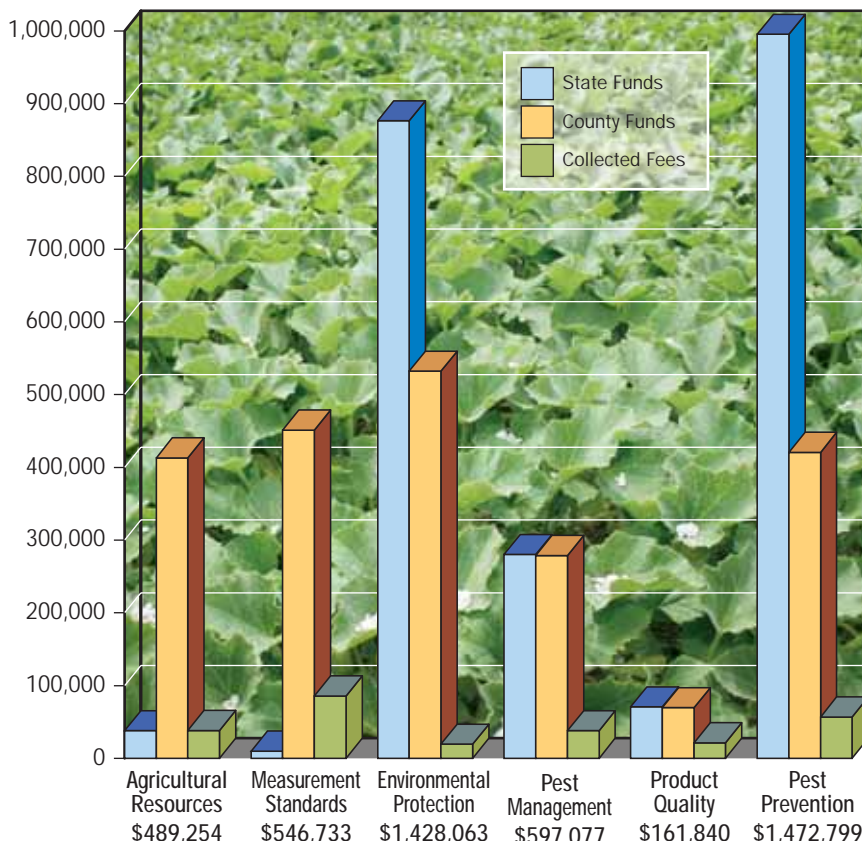
Revenue	\$4,695,766	
General Funds	2,165,513	46%
State Funds	2,270,404	48%
Collected Fees	259,849	6%

Expenditures	\$4,695,766	
Salaries & Benefits	3,848,028	82%
Services & Supplies	500,410	11%
Overhead	339,921	7%
Equipment	7,408	0%

Funding Sources

\$4,695,766

Agricultural Resources	\$489,254	
State Funds	38,143	8%
County Funds	412,931	84%
Collected Fees	38,180	8%
Measurement Standards	\$546,733	
State Funds	9,930	2%
County Funds	451,100	83%
Collected Fees	85,703	16%
Environmental Protection	\$1,428,063	
State Funds	876,307	61%
County Funds	532,223	37%
Collected Fees	19,533	1%
Pest Management	\$597,077	
State Funds	280,123	47%
County Funds	278,936	47%
Collected Fees	38,018	6%
Product Quality	\$161,840	
State Funds	70,749	44%
County Funds	69,551	43%
Collected Fees	21,540	13%
Pest Prevention	\$1,472,799	
State Funds	995,152	68%
County Funds	420,772	29%
Collected Fees	56,875	4%



Organic Crop Statistics for 2006



During 2006 there was a continued increase in organic activity represented by the addition of 12 organic registrations, as well as numerous amendments to existing registrations adding commodities and/or acres. The new organic

registrations were

primarily for avocados, subtropical fruit and walnuts. San Luis Obispo County had approximately 66 registered organic producers, and an additional five producers who were registered in other counties but had production locations here in San Luis Obispo County.

The total "harvested" organic acres in 2006 were 6,126, up 1,634 from 4,493 acres in 2005, representing a 36% increase. The gross value of organic products also rose,

due primarily to increased acres and production of organic avocados, blueberries, grapes, melons, olives, leafy vegetable crops and strawberries.

A continuing trend is growing organic avocados. Organic producers are also branching out into producing eggs and meat products.

YEAR	HARVESTED ACRES*
2004	2,947
2005	4,493
2006	6,126

*Includes rangeland

The California Department of Food and Agriculture (CDFA) State Organic Program was created at the request of the organic food industry with the goal of protecting producers, handlers, processors, retailers, and consumers of organic foods sold in California by enforcing labeling laws relating to "organic" claims for agricultural products. The County Agricultural Commissioners in California work with the CDFA Organic Program in registering certified organic growers, enforcing applicable organic laws and regulations, and investigating consumer complaints regarding organic products.

For additional Organic Farming information, please refer to:
www.cdffa.ca.gov/is/fveqc/organic.htm



San Luis Obispo County
Department of Agriculture / Weights and Measures
2156 Sierra Way, Suite A
San Luis Obispo, CA 93401