



# CUYAMA BASIN GROUNDWATER SUSTAINABILITY AGENCY BOARD OF DIRECTORS

## Board of Directors

**Derek Yurosek** Chairperson, Cuyama Basin Water District  
**Lynn Compton** Vice Chairperson, County of San Luis Obispo  
**Das Williams** Santa Barbara County Water Agency  
**Cory Bantilan** Santa Barbara County Water Agency  
**Glenn Shephard** County of Ventura  
**Zack Scrivner** County of Kern

**Paul Chounet** Cuyama Community Services District  
**George Cappello** Cuyama Basin Water District  
**Byron Albano** Cuyama Basin Water District  
**Jane Wooster** Cuyama Basin Water District  
**Tom Bracken** Cuyama Basin Water District

## AGENDA

May 6, 2020

Agenda for a meeting of the Cuyama Basin Groundwater Sustainability Agency Board of Directors to be held on Wednesday, May 6, 2020 at 4:00 PM. ***Due to COVID-19 pandemic restrictions and resulting suspension of certain components of the Brown Act per Executive Order Nos. N-25-20 and N-29-20, this meeting will be a remote-only meeting.*** To hear the session live call +1 (312) 757-3121, 960366477# or logon to <https://global.gotomeeting.com/join/960366477> to view meeting materials.

The order in which agenda items are discussed may be changed to accommodate scheduling or other needs of the Committee, the public or meeting participants. Public comments should be emailed to Taylor Blakslee at [tblakslee@hgcpm.com](mailto:tblakslee@hgcpm.com) by close of business on Tuesday, May 5, 2020 to assist in facilitating this remote meeting.

1. Call to Order
2. Roll Call
3. Pledge of Allegiance
4. SAC Member Terms and Vacancies
5. Approval of Minutes
  - a. March 4, 2020 – Regular Board Meeting
6. Standing Advisory Committee Meeting Report
7. Groundwater Sustainability Plan
  - a. Update on FY 20-21 Groundwater Extraction Fee
  - b. Update on Long-Term Extraction Fee Policy
  - c. Management Area Administration and Project Development Strategy
  - d. Update on Monitoring Network
    - i. Groundwater Levels Monitoring
    - ii. Groundwater Quality Monitoring
    - iii. Subsidence Monitoring

- iv. Groundwater Dependent Ecosystems
- e. Select Firm for Phase 1 and 2 Monitoring Network Setup
- f. Approval of Monitoring Network Access Agreements
  - i. Cuyama Basin Groundwater Sustainability Agency
  - ii. Santa Barbara County Water Agency
- g. Update on Prop 68 Grant Agreement
- h. Update on Newsletter
- 8. Groundwater Sustainability Agency
  - a. Report of the Executive Director
  - b. Progress & Next Steps
  - c. Report of the General Counsel
- 9. Financial Report
  - a. Review the FY 20-21 Budget
  - b. Review of CBGSA Voluntary Contribution Reimbursement
  - c. Execute No-Cost, Time Extension for Hallmark Group Task Order No. 4 for Development and Facilitation of a Groundwater Extraction Fee
  - d. Financial Management Overview
  - e. Financial Report
  - f. Payment of Bills
- 10. Report of the Ad Hoc Committee
- 11. Directors' Forum
- 12. Public comment for items not on the Agenda

*At this time, the public may address the Board on any item not appearing on the agenda that is within the subject matter jurisdiction of the Board.*
- 13. Correspondence
- 14. Adjourn



TO: Board of Directors  
Agenda Item No. 4

FROM: Jim Beck, Executive Director

DATE: May 6, 2020

SUBJECT: SAC Member Terms and Vacancies

**Issue**

SAC Member Terms and Vacancies.

**Recommended Motion**

Set Standing Advisory Committee Member terms as outlined in agenda Item No. 4 to the CBGSA Board of Directors and direct staff to work with the SAC to identify potential candidates to fill two vacancies.

**Discussion**

At the March 4, 2020 Board meeting, the Cuyama Basin Groundwater Sustainability Agency (CBGSA) Board of Directors took action to appoint eight of the current Standing Advisory Committee (SAC) members to the SAC for a three-year term.

At the April 30, 2020 SAC meeting, the SAC determined the 1, 2 and 3-year terms by SAC member willingness and by poll. The terms passed by the SAC are provided as Attachment 1 for consideration of approval.

Staff was recently made aware that two SAC members, Hilda Leticia Valenzuela and Jose Valenzuela, would no longer be able to serve on the SAC which leaves two vacancies. Staff recommends working with the SAC to identify potential candidates and facilitate applications for review by the Board.

# POLL TO DETERMINE SAC MEMBERSHIP TERMS

30-Apr-20

1-Year Term	2-Year Term	3-Year Term
<i>Vacant</i>	1 Furstenfeld, Jake	1 Kelly, Brenton
<i>Vacant</i>	2 Jaffe, Roberta	2 DeBranch, Brad
Draucker, Louise	3 Post, Mike	3 Haslett, Joe

# Cuyama Basin Groundwater Sustainability Agency Board of Directors

March 4, 2020

## Draft Meeting Minutes

Cuyama Valley Family Resource Center, 4689 CA-166, New Cuyama, CA 93254

### PRESENT:

Yurosek, Derek – Chair  
Compton, Lynn – Vice Chair (*telephonic*)  
Albano, Byron  
Bantilan, Cory  
Bracken, Tom  
Cappello, George  
Chounet, Paul  
Christensen, Alan – *Alternate for Zack Scrivner*  
Elliott, Darcel – *Alternate for Das Williams*  
Shephard, Glenn  
Wooster, Jane  
Beck, Jim – Executive Director  
Hughes, Joe – Legal Counsel

### ABSENT:

None

#### 1. Call to Order

Chair Derek Yurosek called the meeting to order at 4:00 pm.

#### 2. Roll Call

Hallmark Group Project Coordinator Taylor Blakslee called roll (shown above) and informed Chair Yurosek that there was a quorum of the Board.

#### 3. Pledge of Allegiance

The pledge of allegiance was led by Chair Yurosek.

#### 4. Election of Officers

Cuyama Basin Groundwater Sustainability Agency (CBGSA) Executive Director Jim Beck let the Board know that per the Joint Powers Agreement, at the first regular meeting of the year, they Board needs to select a Chair and Vice Chair.

### MOTION

Director Cappello made a motion to continue with Director Yurosek as Chair and Director Compton as Vice Chair and the motion was seconded by Director Wooster.

Mr. Beck asked if Director Yurosek and Compton were willing to continue serving and they affirmed they were.

The motion passed unanimously.

- AYES: Directors Albano, Bantilan, Bracken, Cappello, Chounet, Christensen, Compton, Elliott, Shephard, Wooster, and Yurosek
- NOES: None
- ABSTAIN: None
- ABSENT: None

**5. Appointment of SAC Members**

Mr. Beck reported at the February 27, 2020 Standing Advisory Committee (SAC) meeting, eight of nine members confirmed they were willing to continue serve. He reported under the SAC guidelines adopted by the Board, SAC appointment for the 3-year term is to be established in a staggered manner with three Committee members serving 1-year, 2-year, and 3-year terms. Mr. Beck let the Board know we will reach out to Committee Member Valenzuela and if she is not willing to serve, we will proceed with the current Board process for establishing the ninth member. He also suggested using a poll to determine the initial staggered terms for the SAC.

**MOTION**

Director Chounet made a motion to appoint the current eight SAC members to serve 3-year terms to be staggered by 1, 2, and 3-year terms to be determined by lot. The motion was seconded by Director Bracken and passed unanimously.

- AYES: Directors Albano, Bantilan, Bracken, Cappello, Chounet, Christensen, Compton, Elliott, Shephard, Wooster, and Yurosek
- NOES: None
- ABSTAIN: None
- ABSENT: None

**6. Approval of Minutes**

Chair Yurosek opened the floor for comments on the December 4, 2019 CBGSA Board meeting minutes.

**MOTION**

Director Bracken made a motion to adopt the December 4, 2019 CBGSA Board meeting minutes. The motion was seconded by Director Christensen and passed unanimously.

- AYES: Directors Albano, Bantilan, Bracken, Cappello, Chounet, Christensen, Compton, Elliott, Shephard, Wooster, and Yurosek
- NOES: None
- ABSTAIN: None
- ABSENT: None

**7. Report of the Standing Advisory Committee**

Newly appointed Chair Brenton Kelly provided an overview of the SAC meeting and his report is included below. He noted that some SAC members may not be able to serve 3 years and Mr. Beck let him know we would proceed with the Board direction to determine SAC terms by lot, but if there are issues with

servicing the full three year terms, we will come back to the Board with the potential change.

Standing Advisory Committee Report Meeting: February 28, 2020  
Submitted to the CBGSA Board on March 4, 2020  
By Brenton Kelly, SAC Chairperson  
Brad DeBranch, SAC Vice-Chair

The SAC maintained a full quorum throughout the meeting with only 1 member absent and 1 on the conference call. There were approximately 15 people in the audience including 2 Cuyama Basin Water District (CBWD) Directors who also serve as a GSA Board Member. Jim Beck and Woodard & Curran attended telephonically as was Anita Regmi from CDWR. The meeting lasted just over 2 & 1/2 hours.

There were 6 main areas of discussion:

1. Appointment of new SAC Officers and consideration of continuing participation.
2. Recommendations for the Draft Annual Report
3. Recommendations on the Monitoring Network
  - a. Review of 40 Well Locations for Current Task Order
  - b. Approach for Monitoring in FY 20-21
4. Direction on DWR TSS Well Location
5. Newsletter considerations
6. Concern for the Planning Commission's Cannabis Land Use Overlay

1) When the Committee was polled for their availability to commitment to continue to serve on the SAC, the response was that all members would like to continue, however 3 of the members may not be able to continue for much longer. We discussed the need to establish a 'rolling term' schedule for the sake of member continuity, and this issue may be resolved by a short-term extension request from some members. For now the SAC is requesting that the GSA re-appoint the Committee as it stands. We may need new appointments by next year. Chairperson Roberta Jaffe requested to step down from that position and Vice-chair Brenton Kelly accepted nomination and was elected to that Officer's role. Brad DeBranch offered and was elected to the Vice-chair position. A smooth transition of Officers took place as Roberta was praised and appreciated for her facilitation of the Standing Advisory Committee through the development phase of the GSP.

2) The Draft Annual Report was reviewed as presented by Brian Van Lienden of Woodard & Curran. Some small corrections were suggested, but the discussion focused on the unexpected reduction in Groundwater Extraction estimates for 2019. The suggested cause for the change in modeled estimates was the slightly above normal rainfall and an apparent reduction in the acres irrigated. A general need for transparency and contingency was expressed. Any questions and concerns about verification and validation were answered with the hopeful expectation of the accuracy of 'self-reporting' by major land-owners of both groundwater extraction and land-use. No other inputs or data were used for the sake of comparison or accuracy. This was generally recognised as a potential transparency problem.

3) In discussion of the Monitoring Network it was understood that in this fiscal year 40 of the Representative Wells would be established and measured for elevations but Water Quality will not be tested. Phase two would complete this task with the remaining wells and initiate regular

measuring through next fiscal year 2020-2021. As these wells are established into the Network and manually measured for the first year, they will be evaluated for their suitability and for the potential of installing remote continuously monitoring equipment in future years when more is known about the wells themselves. A list of these 40 wells had been requested by the SAC and sent out via email after the meeting.

4) The SAC supports the ad-hoc committee's discretion for a location for the final DWR TSS multi-completion monitoring well within the Data Gap circle on the map.

5) It was suggested that a small newsletter or postcard should go out in time to announce the GSP comment period and the April 15th deadline for comments to DWR.

6) Much concern was raised by the committee and the audience regarding the County Planning Commission's consideration of streamlining land use planning for Cannabis, a water intensive crop, without apparent regard to the Valley's critical overdraft and the need for groundwater resource management under SGMA and the new GSP. Some effort & budget must be put toward assuring that the Counties provide proper notification to new landowners and alert the GSA of any new well permits and land use changes that may impact the GSP.

## 8. Groundwater Sustainability Plan

Mr. Van Lienden provided an update on the GSP development, which is included in the Board packet.

### a. Approval of Annual Report

Woodard & Curran's (W&C) Project Manager Brian Van Lienden provided an overview of the Annual Report which is due to DWR by April 1, 2020. He reported that the Annual Report Ad hoc reviewed the draft report, provided comments and the revised report was recommended for adoption at the February 27, 2020 SAC meeting.

Mr. Van Lienden reported that the model was updated with land use, precipitation and evapotranspiration data for 2018 and 2019, but no other model variables were changed or recalibrated. He also noted that the land use inputs were determined by landowner-reported land use changes.

Mr. Van Lienden reported that W&C developed a change in groundwater elevation map using two methods. The first used contour maps to interpolate the change in levels, and the second used a change in measured groundwater levels from spring 2018 to spring 2019.

Director Albano asked where the cropped acreage data came from. Mr. Van Lienden reported that the Grimmway and Bolthouse provided land use data and the other large growers reported no change in land use.

### MOTION

Director Bantilan made a motion to adopt the annual report and include the change in groundwater elevation map using groundwater levels. The motion was seconded by Director Shephard and passed unanimously.

AYES: Directors Albano, Bantilan, Bracken, Cappello, Chounet, Christensen, Compton, Elliott, Shephard, Wooster, and Yurosek



NOES: None  
ABSTAIN: None  
ABSENT: None

**b. Update on Groundwater Extraction Fee**

Mr. Beck reported that the change in land use for 2019 irrigated acres was one of the issues that attributed to the under collection of the 2020 groundwater extraction fee. The other issue was that fewer large growers were able to report metered use and a higher-than-expected use of the crop evapotranspiration method which is a net reported method versus the gross reporting that metered use presents.

Mr. Beck reported that staff met with the Groundwater Extraction Fee ad hoc on February 21, 2020 and they developed the following recommendations:

1. Issue a new annual fee based on the prior calendar years' pumping for the upcoming FY budget (assumes budget is adopted in May, a hearing is held in May and extraction statements go out).
2. Set a reserve fee for smoothing out under collection issues (develop strict, non-discretionary policy)
3. Adopt a single reporting methodology based on crop ET from satellite imagery (ITRC or LandIQ) with the inclusion of several non-crop categories (livestock, etc.); however, continue to collect metered water use where available to ground-truth reporting.
4. True up current accounts in Q3/4 of 2020

A stakeholder asked what the accuracy of satellite imagery is compared to meters. Mr. Beck replied that the satellite imagery is relatively good, but there is back and forth with comparing actual pumping. Director Cappello reported that evapotranspiration calculated using satellite imagery tracks fairly well with actual use. He also said the State is expected to have a free evapotranspiration service in the next 6-months. He said Grimmway has been satisfied with the evapotranspiration, whereas meters are not full proof.

Chair Yurosek said from a reliability and economic standpoint, using satellite imagery to track water use in the Cuyama Basin seems to make sense.

Director Wooster commented that the evapotranspiration method will not appropriately represent livestock use, domestic use and other non-irrigated uses and several categories such as these would need to be included in the next groundwater extraction fee.

SAC Member Jaffe asked if we move toward satellite reporting would we forgo self-reporting and Mr. Beck confirmed this. She asked when the satellite imagery occurs, and Mr. Beck replied that it occurs monthly by the U.S. government and then various entities analyze that data using algorithms to determine the ET. She asked if the evapotranspiration is accurate in looking at actual extractions. Mr. Beck said he and legal counsel Joe Hughes have discussed this evapotranspiration estimates water use and not directly water extractions but believes this is a fair surrogate for extractions. She asked if the satellite measures land use. Mr. Beck said the satellite measures thermal imaging and visual imagery to determine land use.

Director Albano asked if we use evapotranspiration how do we account for a dry grain crop and pastureland where evapotranspiration is coming off that land. He asked if these issues were

discussed by the ad hoc. Director Wooster reported that roughly \$900 were collected from grazing land and did not believe it would be much of an issue

Mr. Beck said we could develop evapotranspiration maps and preview them with the Board to verify the accuracy of reporting in the beginning of the year. He said we could perform that review by February each year to make sure the information is appropriate.

Director Albano said the appraised value of his operation has dropped by \$2 million dollars and is putting them under considerable financial pressure. He commented that he is very dearly paying the price for the over pumping in the basin where he is in an area where there is adequate water. He strongly requested the Board to work incrementally toward fee equity for the different areas. Mr. Beck replied that the Board directed staff how to proceed and will address these issues during the budget development process and discussion of the long-term funding policy.

Director Wooster commented that number 3 in the ad hoc’s recommendation wording was not what the ad hoc had decided and Mr. Beck suggested modifying the wording to read “the development of non-crop categories.”

**MOTION**

Director Cappello made a motion to adopt the following Groundwater Extraction Ad hoc recommendations for administration of the next groundwater extraction fee for Fiscal Year 2020-21:

1. Issue a new annual fee based on the prior calendar years’ pumping for the upcoming FY budget (assumes budget is adopted in May, a hearing is held in May and extraction statements go out).
2. Set a reserve fee for smoothing out under collection issues (develop strict, non-discretionary policy)
3. Adopt a single reporting methodology based on crop ET from satellite imagery (ITRC or LandIQ) with the development of several non-crop categories (livestock, etc.); however, continue to collect metered water use where available to ground-truth reporting.
4. True up current accounts in Q3/4 of 2020.

The motion was seconded by Director Bracken and passed unanimously.

AYES:	Directors Albano, Bantilan, Bracken, Cappello, Chounet, Christensen, Compton, Elliott, Shephard, Wooster, and Yurosek
NOES:	None
ABSTAIN:	None
ABSENT:	None

**c. Direction on Monitoring Network**

**i. Review of 40 Well Locations for Current Task Order**

Mr. Van Lienden provided an overview of the proposed locations for phase 1 of the groundwater levels monitoring network and is included in the Board packet.

**ii. Approach for Monitoring in FY 20-21**

Mr. Van Lienden provided an overview of the approach for phase 2 of the groundwater levels monitoring network and is included in the Board packet.

Mr. Beck replied that staff is looking for Board feedback on monitoring the 100 wells monthly and the Board confirmed this approach.

**d. Direction on DWR TSS Well Location**

Staff reported that there was an issue with landowner willingness for a monitoring well on their property and requested the Board allow the locations to be set by the ad hoc.

**MOTION**

Director Shepard made a motion for the DWR TSS Ad hoc to work with staff to select an appropriate location for the monitoring wells and submit the DWR TSS specific application. The motion was seconded by Director Bracken and passed unanimously.

- AYES: Directors Albano, Bantilan, Bracken, Cappello, Chounet, Christensen, Compton, Elliott, Shephard, Wooster, and Yurosek
- NOES: None
- ABSTAIN: None
- ABSENT: None

**e. Update on Prop 68 Application**

Mr. Van Lienden provided an update on the Prop 68 recommended funding award and Mr. Beck noted that a portion of the funds received will be used to increase the reimbursement to the CBGSA participants who provided voluntary contributions.

**f. Update on Newsletter**

Outreach consultant Catalyst Group Mary Currie provided an updated on the next newsletter and noticing for the current DWR comment period.

**9. Groundwater Sustainability Agency**

**a. Report of the Executive Director**

Nothing to report.

**b. Progress & Next Steps**

Mr. Beck provided an update on the near-term GSP schedule and accomplishments and next steps, which are summarized in the Board packet.

**c. Report of the General Counsel**

Mr. Hughes reported that with the submittal of the GSPs across the State, Board and Committee members need to be careful on the way you address your questions and concerns to make sure it is clear that your comments are your own and not as a representative of the CBGSA.

**10. Financial Report**

**a. Adopt the Annual Audit**

Mr. Blakslee reported on the final financial audited statements for the FY 2018-19 and partial year 2018.

**MOTION**

Director Cappello made a motion to adopt the audited financial report for FY 2018-19 and the partial year of 2018. The motion was seconded by Director Bracken and passed unanimously.

AYES: Directors Albano, Bantilan, Bracken, Cappello, Chounet, Christensen, Compton, Elliott, Shephard, Wooster, and Yurosek  
 NOES: None  
 ABSTAIN: None  
 ABSENT: None

**b. Update on FY 20-21 Budget Process**

Mr. Blakslee provided an update on the budget development process and let the Board know they will be meeting with the budget ad hoc to review the draft FY 20-21 budget, the cash flow and the voluntary contribution reimbursement.

**c. Update on Funding Mechanism for 2021**

Mr. Beck let the Board know that staff will need to work with a new ad hoc of the Board to discuss the long-term funding mechanism. This was part of the direction that was included in the passage of the first groundwater extraction fee in November 2019.

Director Albano asked if Chair Yurosek will be setting that ad hoc and Chair Yurosek let him know that he will set that ad hoc based on Director interest and estimated time commitment.

**d. Financial Management Overview**

Mr. Blakslee provided an overview of the CBGSA’s financial activities which is included in the Board packet.

**e. CBGSA Voluntary Contribution Reimbursement Update**

Mr. Beck reported that we previously let the Board know that roughly \$90,000 was available reimbursement as of January 31, 2020, but during the cash flow update and the Prop 68 award staff will update the amount of available reimbursement at the May 4, 2020 Board meeting.

**f. Financial Report**

Mr. Blakslee provided an overview of the November 2019, December 2019, and January 2020 financial reports, which are included in the Board packet.

**g. Payment of Bills**

Mr. Blakslee reported on the payment of bills for the months of November 2019, December 2019, and January 2020.

**MOTION**

A motion was made by Director Bracken and seconded by Director Chounet to approve payment of the bills through the months of November 2019, December 2019, and January 2020 in the amount of \$201,914.15, pending receipt of funds, and renew membership in the California

Association of Mutual Water Companies. The motion passed unanimously.

AYES:	Directors Albano, Bantilan, Bracken, Cappello, Chounet, Christensen, Compton, Elliott, Shephard, Wooster, and Yurosek
NOES:	None
ABSTAIN:	None
ABSENT:	None

**11. Reports of the Ad Hoc Committees**

Nothing to report.

**12. Directors' Forum**

Nothing to report.

**13. Public comment for items not on the Agenda**

Nothing to report.

**14. Correspondence**

A notice regarding cannabis development in Cuyama was included in the Board packet and Mr. Beck let the Board know staff would be coordinating with the counties on a variety of issues, including notification of new well permits.

**15. Adjourn**

Chair Yurosek adjourned the meeting at 6:38 p.m.

-----  
Minutes approved by the Board of Directors of the Cuyama Basin Groundwater Sustainability Agency the 6th day of May 2020.

BOARD OF DIRECTORS OF THE  
CUYAMA BASIN GROUNDWATER SUSTAINABILITY AGENCY

Chair: \_\_\_\_\_

ATTEST:

Secretary: \_\_\_\_\_



TO: Board of Directors  
Agenda Item No. 7

FROM: Brian Van Lienden, Woodard & Curran

DATE: May 6, 2020

SUBJECT: Groundwater Sustainability Plan

**Issue**

Update on the Cuyama Basin Groundwater Sustainability Agency Groundwater Sustainability Plan.

**Recommended Motion**

None – information only.

**Discussion**

Cuyama Basin Groundwater Sustainability Agency (CBGSA) Groundwater Sustainability Plan (GSP) consultant Woodard & Curran's (W&C) GSP update is provided as Attachment 1.

Cuyama Basin Groundwater Sustainability Agency

# Groundwater Sustainability Plan Update

May 6, 2020



# Mar-Apr Accomplishments

- ✓ Developed final GSP annual report and submitted to DWR
- ✓ Submitted DWR Technical Support Services site-specific applications
- ✓ Responded to DWR questions on GSP information
- ✓ Developed plan for FY 20-21 monitoring network implementation
- ✓ Developed draft CBGSA newsletter





TO: Board of Directors  
Agenda Item No. 7a

FROM: Jim Beck, Executive Director

DATE: May 6, 2020

SUBJECT: Update on FY 20-21 Groundwater Extraction Fee

**Issue**

Update on FY 20-21 Groundwater Extraction Fee

**Recommended Motion**

None – information only.

**Discussion**

On March 4, 2020, the Cuyama Basin Groundwater Sustainability Agency (CBGSA) Board of Directors passed a motion to:

1. Issue a new annual fee based on the prior calendar years' pumping for the upcoming FY budget (assumes budget is adopted in May, a hearing is held in May and extraction statements go out).
2. Set a reserve fee for smoothing out under collection issues (develop strict, non-discretionary policy)
3. Adopt a single reporting methodology based on crop ET from satellite imagery (ITRC or LandIQ) with the development of several non-crop categories (livestock, etc.); however, continue to collect metered water use where available to ground-truth reporting.
4. True up current accounts in Q3/4 of 2020.

Staff is coordinating this effort with the Groundwater Extraction Ad hoc (Directors Bantilan, Cappello, Chounet, Shephard, and Wooster) and the draft process, budget and schedule is provided as Attachment 1 for review.

# DRAFT

## CUYAMA BASIN GROUNDWATER SUSTAINABILITY AGENCY

### PROCESS FOR DETERMINING GROUNDWATER EXTRACTION FEE BASED ON EVAPOTRANSPIRATION ANALYSIS

**PROCESS:**

1. LandIQ to analyze 2019 ET data, calculate ET on a per-parcel-basis and add value to each APN in excel spreadsheet (Hallmark to get updated parcel GIS info—with shapefiles—from counties).
2. Review results with Ad hoc
  - a. Identify ET values that are non-irrigated and exclude from water use determination (springs, rivers, rangeland)
3. Develop new report for public hearing and review with ad hoc
4. Noticing to all parcel owners
5. Public hearing late June 2020

**TECHNICAL / POLICY ISSUES**

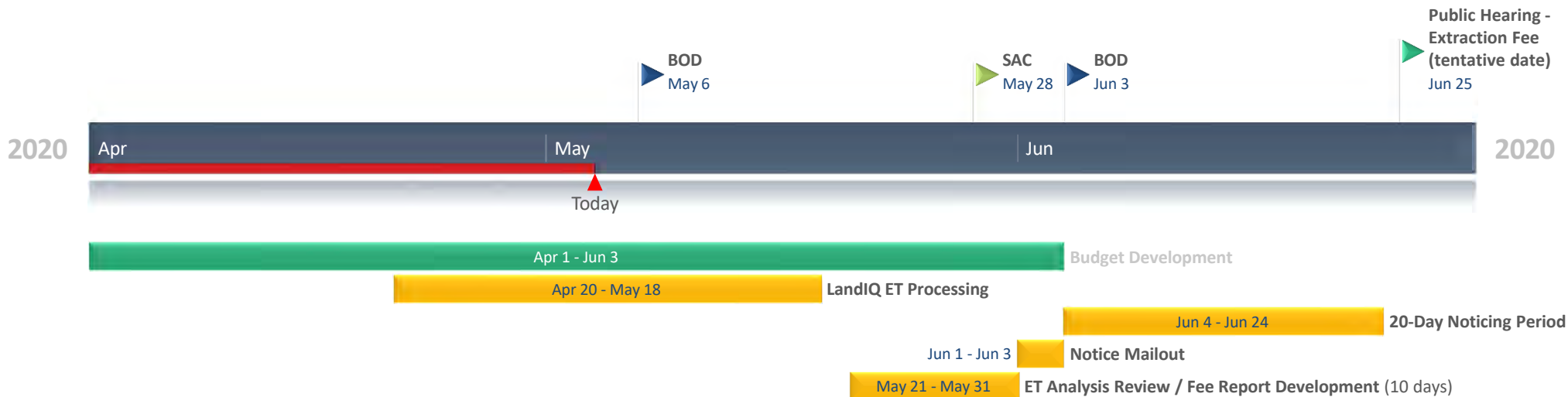
No.	Issue	Solution
1	Account for variable precipitation across the basin.	Remove average precipitation from ET results taking into account consumptive use of crops. LandIQ to perform in Step 2.
2	Account for cattle/grazers	Include special categories for non-irrigated land that are other use (similar to previously provided forms).
3	Account for townsite	Use 70% of the metered use for 2019 year as a factor to account for return flows.

## Draft Budget

### 2020 & FISCAL YEAR 20-21 GROUNDWATER EXTRACTION FEE

	A	B	C
Component	FY 19-20 Budget	Estimated Cost for 2020 Fee and FY 20-21 Fee	% of Budget
1 Manage Satellite Imagery to Track Water Usage	\$ 20,252	\$ 20,200	100%
2 LandIQ		\$ 13,500	
3 Parcel Data from Counties		\$ 2,200	
4 W&C Coordination		\$ 4,500	
5 Funding Mechanism	\$ 60,000	\$ 26,338	44%
6 Hallmark Development and Facilitation of 2020 Fee		\$ 9,538	
7 HG Development and Facilitation of FY 20-21 Fee		\$ 16,800	
8 <b>TOTALS</b>	<b>\$ 80,252</b>	<b>\$ 46,538</b>	<b>58%</b>

# FY 20-21 Groundwater Extraction Fee Development Schedule



**DRAFT**



TO: Board of Directors  
Agenda Item No. 7d

FROM: Brian Van Lienden, Woodard & Curran

DATE: May 6, 2020

SUBJECT: Update on Monitoring Network

**Issue**

Update on the monitoring network.

**Recommended Motion**

None – information only.

**Discussion**

An update on the Cuyama Basin Groundwater Sustainability Agency monitoring network update is provided as Attachment 1.

# Cuyama Basin Groundwater Sustainability Agency

## Update on Monitoring Network

May 6, 2020



Cuyama Basin Groundwater Sustainability Agency

# Groundwater Levels Monitoring

April 30, 2020



# Groundwater Levels Monitoring Network Implementation

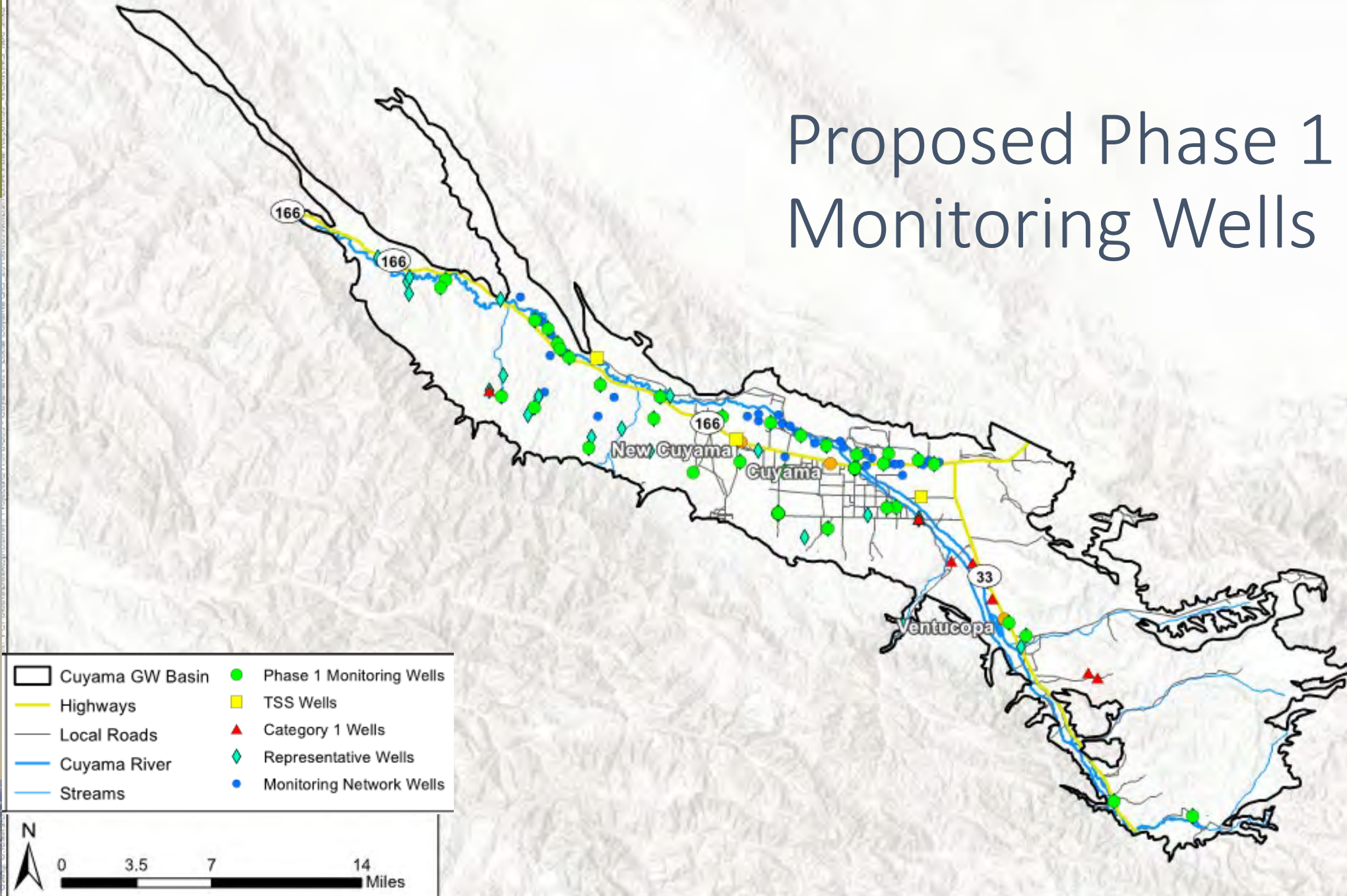
- **Feb 6, 2019** – Board approves the Groundwater Monitoring section of the GSP which specifies that the CBGSA will perform monthly monitoring for the 100 wells in its monitoring network.
- **Jul 10, 2019** – Board adopts the FY 19-20 budget which includes roughly \$30,000 for water level monitoring set up and \$30,000 for water quality monitoring set up.
- **Dec 4, 2019** – Board executes Task Order 7 with Woodard & Curran where they request to combine the budget authorization for water levels and quality (combined total of \$60k) to focus on setting up the monitoring network for levels.
- **March 4, 2020** – Board approves phased approach for groundwater levels monitoring well set up and for doing manual monitoring of groundwater levels in first year



# Groundwater Levels Monitoring Network Implementation – Phase 1

- Phase 1 – Covers the below tasks for 40 wells and is planned for completion on June 30, 2020 under W&C’s existing Task Order 7 (subtask for \$60,000)
  - Coordination with existing monitoring entities (i.e. USGS, DWR, counties)
  - Collection of well information and field validation of monitoring sites (determination of well suitability)
  - Execution of permission agreements with well owners
  - Initial water level measurement for each of the 40 wells using manual equipment

# Proposed Phase 1 Monitoring Wells



# Sample Monitoring Well Information Sheet

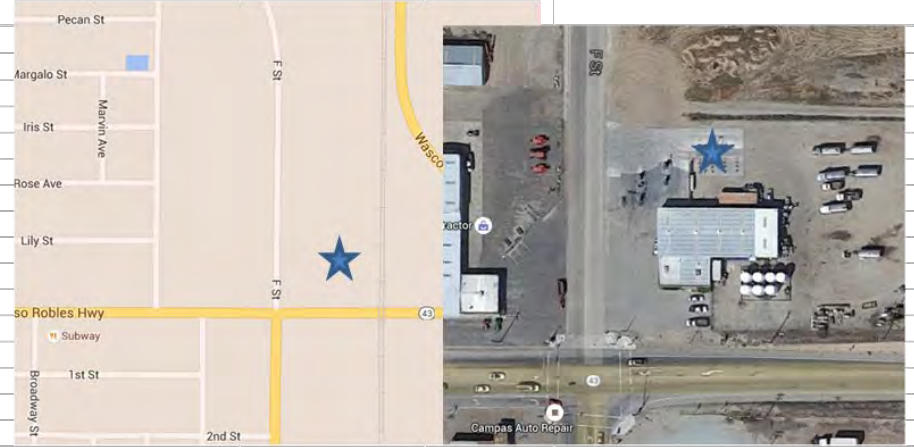
## Monitoring Well Information Sheet

Local Well ID	Smith #1	State Well Number	11W25S15A01	<b>Important notes:</b> fence gate is not locked, but arrange chain to look locked.
Well Depth (ft)	400	Casing Material	Steel	
Screen Top	200	Date Constructed	2/15/1978	
Screen Bot	400	Casing Diameter	6"	
Latitude	38.97913	Date Surveyed	4/5/1995	
Longitude	-121.37269	Well Type	Industrial	
RP Elev	108.5	Well Completion Report	5555555	
GS Elev	107.00			
<b>Well Owner Information</b>	<b>Name</b>	Joe Smith	<b>Email</b>	<a href="mailto:joe@smith.com">joe@smith.com</a>
	<b>Phone</b>	555-555-5555	<b>Address</b>	5555 Fith Street, Wasco, CA 55555
<b>Well Monitoring Contact Point</b>	<b>Name</b>	Joe Smith	<b>Email</b>	<a href="mailto:joe@smith.com">joe@smith.com</a>
	<b>Phone</b>	555-555-5555	<b>Address</b>	5555 Fith Street, Wasco, CA 55555
<b>Initial Measurement</b>	<b>Depth to Water</b>	50 feet		
	<b>Groundwater Surface Elevation</b>	58.5 feet		

Location Description:

In the Town of Wasco. Two block north of Highway 43 on east side of F Street.

Map:



Site Photos:



RP location

# Groundwater Levels Monitoring Network Implementation – Phase 2

- Phase 2 will be completed in FY 2020-2021
- Ad-hoc recommendation for Phase 2:
  - Monitoring network setup for additional wells (up to 60)
  - Manually monthly measurements for all wells in monitoring network
  - Evaluate options for monitoring network modifications, including:
    - Manual measurement vs instrumenting
    - Frequency of monitoring of each well
    - Monitoring well density and data gaps

Cuyama Basin Groundwater Sustainability Agency


# Groundwater Quality Monitoring

April 30, 2020



# Groundwater Quality Monitoring Well Implementation – FY 2020-21

- GSP Monitoring Plan:
  - Includes 64 Water Quality Wells
  - Take TDS samples at each well once a year
- Initial tasks required:
  - Coordination with existing monitoring entities and well owners
  - Field Validation
  - Initial measurement



# Groundwater Quality Monitoring Network Implementation – FY 2020-21

- Ad-hoc Recommendation
  - Monitoring network setup (up to 60)
  - A single TDS measurement to be taken at each well during setup
  - Evaluate options for monitoring network modifications, including:
    - Monitoring well density and data gaps

Cuyama Basin Groundwater Sustainability Agency

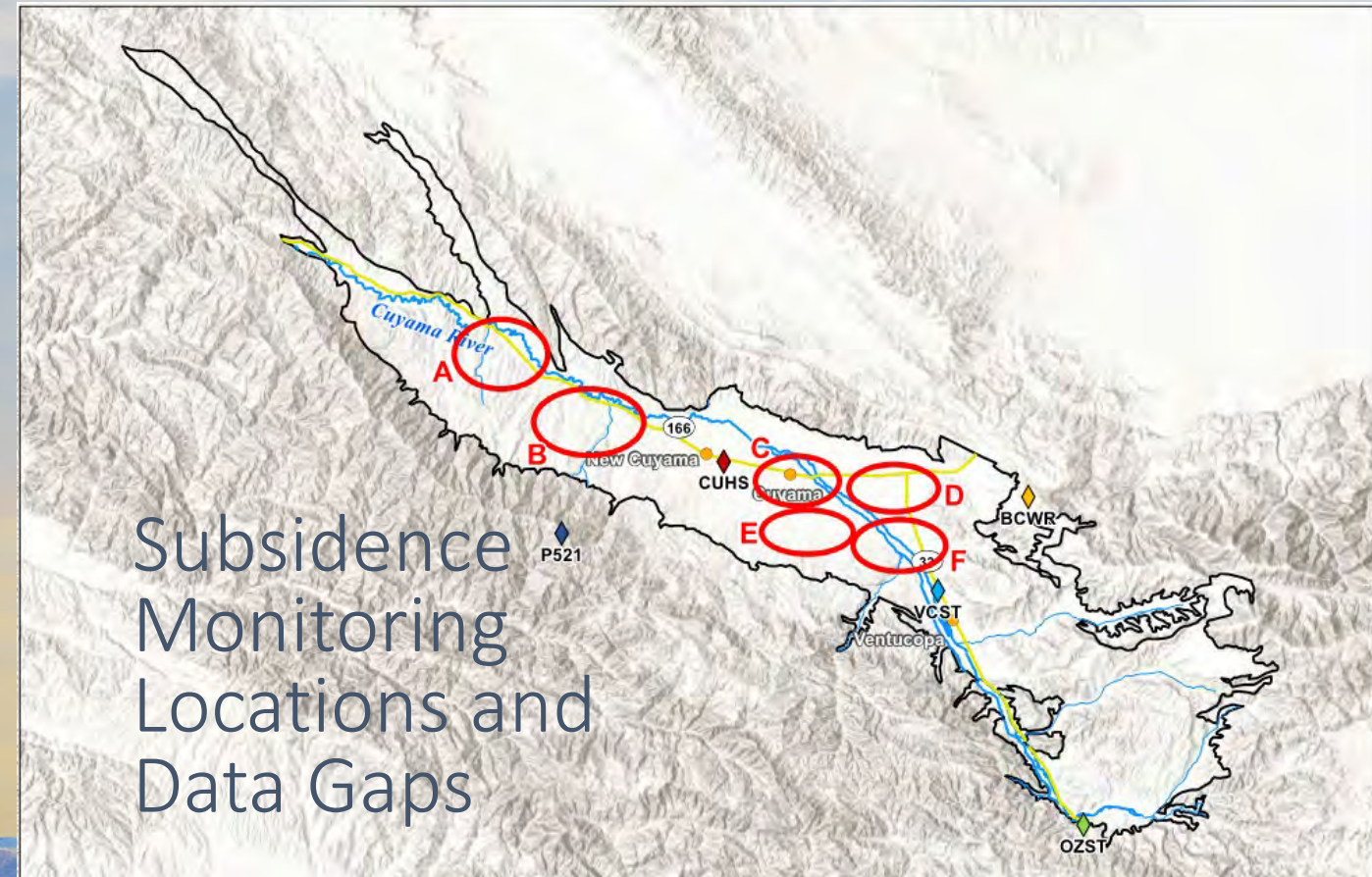
# Subsidence Monitoring

April 30, 2020



# Subsidence Monitoring Implementation – FY 2020-21

- **GSP Monitoring Plan:**
  - Monitoring expected to continue at current sites
  - Recommends filling data gaps with new monitoring equipment
- **Ad-hoc recommendation:**
  - Continue with current monitoring, including DWR Altamira dataset (see next slide)
  - No installation of new equipment unless existing data shows an issue



# DWR Altamira Dataset Screenshot



Cuyama Basin Groundwater Sustainability Agency

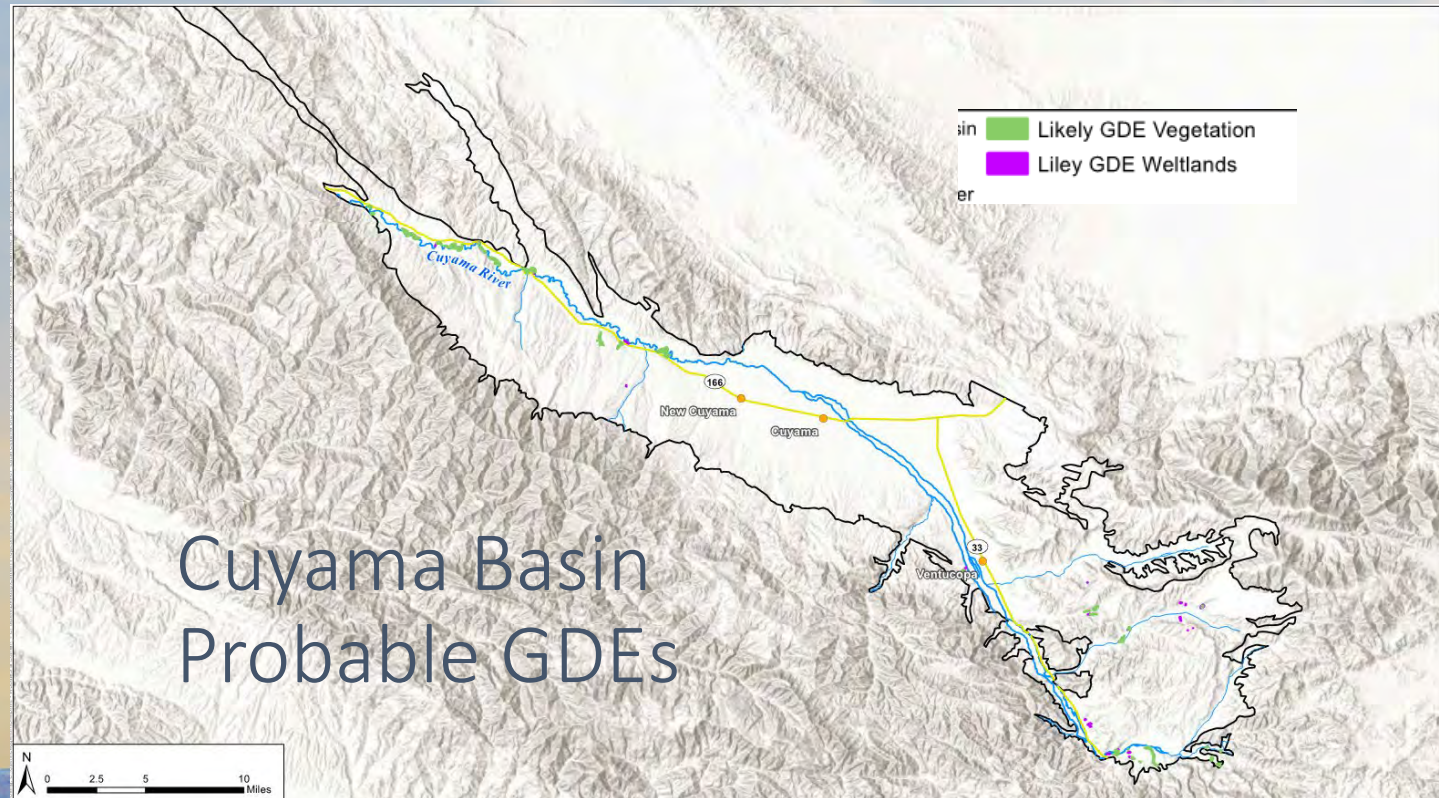
# Groundwater Dependent Ecosystems

April 30, 2020



# GDE Monitoring Implementation – FY 2020-21

- **GSP Recommendation:**
  - Install piezometers near GDE locations, especially in western portion of basin
  - CBGSA should solicit assistance of private landowners in western basin to help support piezometer installation
- **Ad-hoc Recommendation:**
  - Identify promising locations for piezometer installation
  - Coordinate with western basin landowners
  - Install up to 6 piezometers





TO: Board of Directors  
Agenda Item No. 7e

FROM: Brian Van Lienden / Taylor Blakslee

DATE: May 6, 2020

SUBJECT: Select Firm for Phase 1 and 2 Monitoring Network Setup

**Issue**

Select Firm for Phase 1 and 2 Monitoring Network Setup

**Recommended Motion**

Select \_\_\_\_ [FIRM] to perform the groundwater levels monitoring network setup and measurements for Phase 1 and 2, contingent on budget approval for Phase 2.

**Discussion**

The Cuyama Basin Groundwater Sustainability Agency's Groundwater Sustainability Plan outlines that monthly groundwater measurements will be collected for an initial period for the roughly 100 wells in its groundwater levels monitoring network (40 in Phase 1 and 60 in Phase 2).

To facilitate this work, staff worked with the Monitoring Network ad hoc (Directors Albano, Cappello, Shephard, and Williams) to develop a request for proposals, which is provided as Attachment 1. Bids are due close of business on May 5, 2020 where staff will analyze proposals and provide a recommendation to the CBGSA Board of Directors at the May 6, 2020 Board meeting.



## REQUEST FOR PROPOSALS

### MONITORING NETWORK SETUP AND DATA COLLECTION

FOR THE CUYAMA BASIN GROUNDWATER SUSTAINABILITY AGENCY

APRIL 23, 2020

#### I. BACKGROUND

The Cuyama Basin Groundwater Sustainability Agency (CBGSA) was formed in June 2017 to comply with State legislation (the Sustainable Groundwater Management Act) passed in 2014 requiring overdraft basins achieve sustainability by 2040.

The CBGSA's boundary spans four counties and is governed by an 11-member Board of Directors with representatives from Kern, San Luis Obispo, Santa Barbara, and Ventura counties; Cuyama Basin Water District; and, the Cuyama Community Services District. The Cuyama Basin—as defined by the California Department of Water Resources Bulletin 118—covers 378 square miles (see Figure 1). Figure 1 lists the proposed representative monitoring well sites and is intended to give proposers an idea of the spatiality of monitoring wells. The CBGSA will provide a list of wells to the selected proposer (as described in detail below) and the final network may not mirror the wells indicated in the attached figure.

As part of the CBGSA's Groundwater Sustainability Plan (GSP), a groundwater monitoring network needs to be established for the roughly 100 wells identified in the GSP. Before the CBGSA was established, monitoring of those 100 wells were being done by various agencies; however, the CBGSA will be transitioning to the primary monitoring entity for those wells. As part of that transition, the CBGSA monitoring network is being set up in two phases and is described in the below scope of work.

The Hallmark Group provides Executive Director services to the CBGSA and Woodard & Curran (W&C) is the CBGSA technical consultant and selected proposer would be a subcontractor to W&C.

## II. PROPOSAL SCOPE

### Direction/Notes:

- Please provide itemized costs for the four main tasks in Phase 1 (A. 1-4) and the five main tasks in Phase 2 (B. 1-5).
- The CBGSA will provide templates for monitoring network landowner agreements and well information forms to the selected proposer.
- The CBGSA will provide a prioritized list of approximately 100 wells to assist the selected firm in identifying viable wells with willing landowners for the monitoring network Phase 1 and 2.
- For Phase 2, please price for 60 wells for field validation of monitoring sites and initial measurement (Task B2) and for 100 wells for monthly, manual monitoring and data reporting (Tasks B3 and B4).
- Stated timelines are flexible due to COVID-19 impacts.

### **A. Phase 1 – Monitoring Network Setup and Initial Measurement for 40 Wells**

*Timeline goal: Complete by June 30, 2020*

#### **1. Coordination with Existing Monitoring Entities and Well Owners**

- a) Conference calls with project team and current monitoring agencies (est. 2 hours)
- b) Contact well owners to identify 40 viable wells (from prioritized list) with landowners willing to participate in the monitoring network, acquire general well and access information, and email monitoring agreement for landowner review (template to be provided by CBGSA).

#### **2. Field Validation of 40 Monitoring Sites and Initial Measurement**

- a) Collect monitoring agreement from landowner
- b) Complete monitoring site information form (excel template to be provided; see sample image)
- c) Document whether an operating pump is in the well
- d) Take a manual water level measurement with a steel tape or wire (record in excel format)

#### **3. Data Reporting for 40 Monitoring Sites**

*The below items will be provided to the CBGSA.*

- a) Groundwater levels in excel format reporting ground surface elevation, reference point elevation, and depth to groundwater with measurement reference codes
- b) Signed landowner agreements
- c) Completed monitoring site information form for each well (template to be provided)

#### **4. Technical Memo**

- a) Brief memo to the CBGSA documenting work performed

**B. Phase 2 – Monitoring Network Setup for Additional Wells (up to 60) and Monthly Measurements for up to 100 Wells – DEPENDENT ON BUDGET APPROVAL IN JUNE 2020**

*Timeline goal: Start July 1, 2020 and begin monthly measurements in July/August 2020.*

**1. Coordination with Existing Monitoring Entities and Well Owners**

- a) Conference calls with project team and current monitoring agencies (est. 2 hours)
- b) Contact remaining well owners from prioritized list that were not included in Phase 1 to determine viability of each well and willingness of landowner to participate in the monitoring network, acquire general well and access information, and email monitoring agreement for landowner review (template to be provided by CBGSA).

**2. Field Validation of Monitoring Sites and Initial Measurement for up to 60 Wells**

- a) Collect monitoring agreement from landowner
- b) Complete monitoring site information form (excel template to be provided; see sample image)
- c) Document whether an operating pump is in the well
- d) Take a manual water level measurement with a steel tape or wire (record in excel format)

**3. Monthly Groundwater Level Measurements for up to 100 Wells**

- a) Perform manual (steel tape or wire), monthly depth to groundwater level water measurements for 100 wells in the combined Phase 1 and 2 monitoring network for 12 months (may be fewer than 100 wells depending on landowner participation).

**4. Data Reporting for up to 100 Wells**

*The below items will be provided to the CBGSA.*

- a) Groundwater levels in excel format reporting ground surface elevation, reference point elevation, and depth to groundwater with measurement reference codes on a monthly basis
- b) Signed landowner agreements
- c) Completed monitoring site information form for each well (template to be provided)

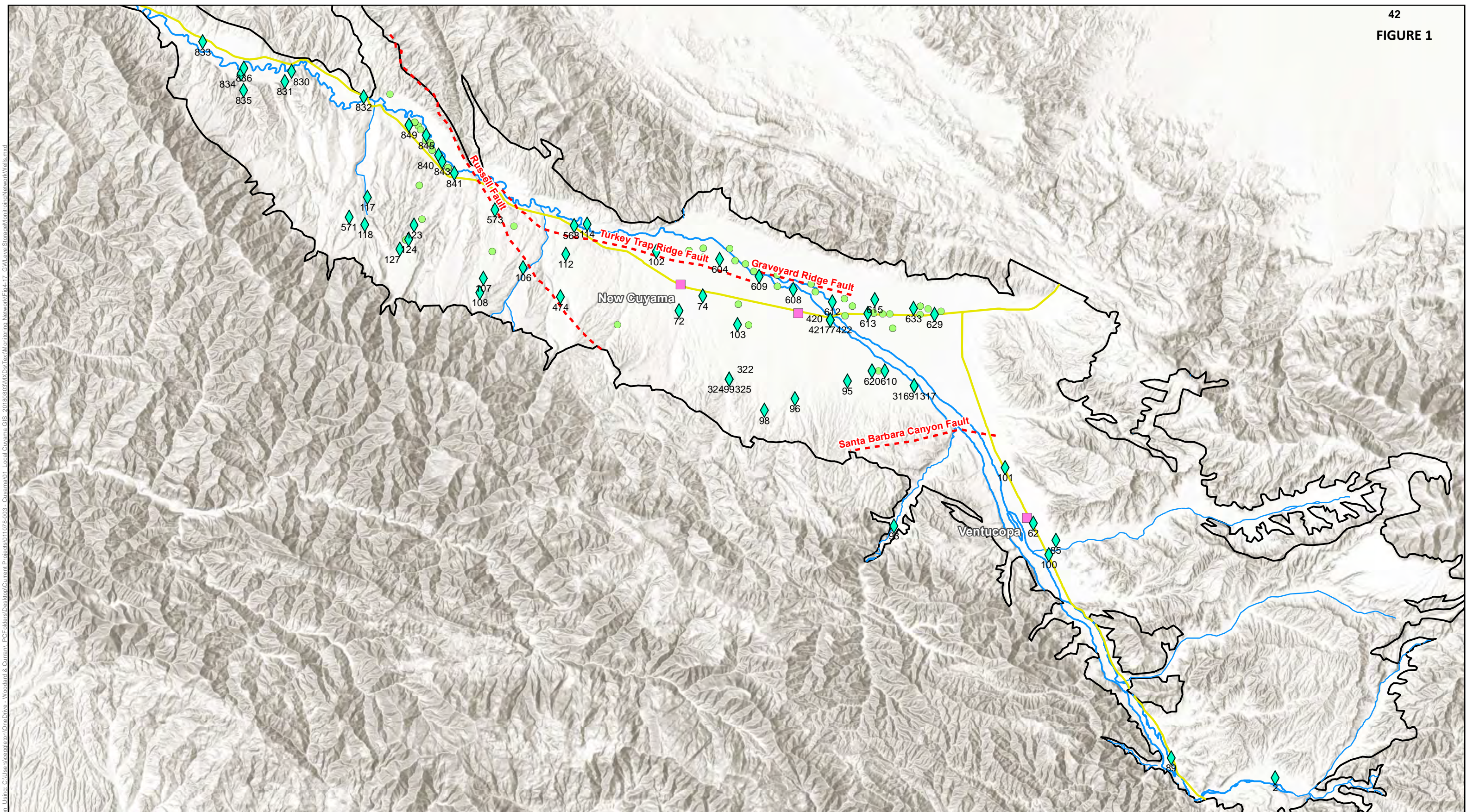
**5. Technical Memo**

- a) Brief memo to the CBGSA documenting work performed at the conclusion of the 12-month reporting period.



### **III. PROPOSAL SUBMITTAL INSTRUCTIONS**

Please submit proposals to Taylor Blakslee at [tblakslee@hgcpm.com](mailto:tblakslee@hgcpm.com) by close of business on May 5, 2020. If you have any questions, please contact Taylor Blakslee via email or at (661) 477-3385.



**Figure 4-18: Cuyama GW Basin Groundwater Level & Storage Monitoring Network Wells**

Cuyama Basin Groundwater Sustainability Agency

Cuyama Valley Groundwater Basin Groundwater Sustainability Plan

April 2019



Legend

- |              |              |                                 |
|--------------|--------------|---------------------------------|
| Cuyama Basin | Faults       | <b>Monitoring Network Wells</b> |
| Towns        | Highways     | Representative Wells            |
|              | Cuyama River | Monitoring Network Wells        |
|              | Streams      |                                 |



Figure Exported: 1/16/2019 9:16:30 AM. Using: C:\Users\scapleton\OneDrive - Woodward & Curran\PCF\Projects\011079-003 - Cuyama\GIS - 20180808\MapDocs\Text\Monitoring\_Network\Fig4-17\_GW\_LevelStorageMonitoringNetworkWells.mxd



## ADDENDUM 1

### MONITORING NETWORK SETUP AND DATA COLLECTION

FOR THE CUYAMA BASIN GROUNDWATER SUSTAINABILITY AGENCY

MAY 01, 2020

1. Since some (or all?) of the wells have been monitored by various entities – are there wellhead reference points already established, or do we need to run a field level survey to do that?  
Minimal wells have established reference points. Please itemize costs for surveying for 100 wells (40 in Phase 1 and 60 in Phase 2); however, the surveying may be delayed by up to a year if it is determined to be needed. For surveying costs, please use a vertical accuracy to 0.1 feet.
2. For the 40-well program – is the plan that the successful proposer would have to contact prospective well owners in order to get 40 wells qualified?  
Yes. The selected proposer would only need to contact 40-well owners for Phase 1 and the remaining 60 for Phase 2 (the network will likely end up being smaller than 100).
3. The implication is that more than 40 well owners would have to be contacted in order to get 40. Is that correct?  
No. Only 40 well owners will need to be contacted during Phase 1. This may mean the monitoring network for Phase 1 will be fewer than 40 wells; however, please still price monthly measurements for 40 wells.
4. And I would assume that would be that same situation for the additional 60 wells.  
That is correct.
5. For the wellhead measuring point elevations, is a survey by a CA State licensed surveyor required?  
No; if it is determined that surveying is required the primary requirement is to be accurate to 0.1 feet vertically.
6. Can you give some insight as to what content is expected in the proposal? We assume you will want a cost estimate, but do you also require other typical complete proposal elements (tech approach, project mgt. approach, etc.), or are resumes and a cost estimate sufficient?  
A cost estimate and resumes will be sufficient, but a brief description on approach may be helpful in the evaluation process.



TO: Board of Directors  
Agenda Item No. 7f

FROM: Joe Hughes / Jim Beck

DATE: May 6, 2020

SUBJECT: Approval of Monitoring Network Access Agreements

**Issue**

Approval of Monitoring Network Access Agreements.

**Recommended Motion**

Approve Cuyama Basin Groundwater Sustainability Agency monitoring well access agreements with (1) well owners in the Cuyama Basin monitoring network, and (2) the Santa Barbara County Water Agency.

**Discussion**

Monitoring access agreements to facilitate the Cuyama Basin Groundwater Sustainability Agency monitoring network with well owners in the Cuyama Basin monitoring network is provided as Attachment 1. Santa Barbara County Water Agency (SBCWA) owns several wells that are in the proposed CBGSA monitoring network. To monitor those wells, SBCWA requires a monitoring network agreement which is provided as Attachment 2 for consideration of approval.

***Attachment 1 and 2 will be provided once finalized.***



TO: Board of Directors  
Agenda Item No. 8b

FROM: Jim Beck, Executive Director

DATE: May 6, 2020

SUBJECT: Progress & Next Steps

**Issue**

Report on the progress and next steps for Cuyama Basin Groundwater Sustainability Agency activities.

**Recommended Motion**

None – information only.

**Discussion**

A presentation on the progress and next steps for Cuyama Basin Groundwater Sustainability Agency activities is provided as Attachment 1.

# Cuyama Basin Groundwater Sustainability Agency

## Progress & Next Steps

May 6, 2020

# Cuyama Basin Groundwater Sustainability Agency

## Near-Term Schedule





# Feb – Mar 2020 Accomplishments & Next Steps

## Accomplishments

- ✓ Ongoing administration of the CBGSA
- ✓ Drafted FY 20-21 budget and cash flow
- ✓ Met with ad hoc to discuss long-term funding options
- ✓ Developed and facilitated groundwater level RFP
- ✓ Submitted DWR TSS specific application and discussed location with Santa Barbara County
- ✓ Facilitated Groundwater Extraction fee collection

## Next Steps

- Finalize FY 20-21 budget
- Develop groundwater extraction fee report and facilitate hearing





TO: Board of Directors  
Agenda Item No. 9a

FROM: Jim Beck / Taylor Blakslee

DATE: May 6, 2020

SUBJECT: Review the FY 20-21 Budget

**Issue**

Review the FY 20-21 Budget and Cash Flow

**Recommended Motion**

Adopt the Fiscal Year 20-21 Budget.

**Discussion**

The draft Fiscal Year 2020-21 Budget is provided as Attachment 1 for consideration of approval. This budget was developed with review and input from the Budget Ad hoc (Directors Bantilan, Bracken, and Chounet; and Matt Klinchuch and Matt Young).

Below are a few notes on the budget:

- Line item 18 is for the subcontractor to set up Phase 2 of the monitoring network. This item is a staff estimate and will be updated once bids are received prior to the Board meeting on May 6, 2020.
- Line item E lists the total FY 20-21 budget at \$1.35M; however, the budget less grant-funded costs is found on line G which totals \$1.01M.

The updated cash flow is provided as Attachment 2.

## DRAFT CBGSA FY 2020-21 BUDGET

		FY 20-21
<b>A</b>	<b>HALLMARK GROUP</b>	
1	CBGSA Board of Directors Meetings	\$ 51,900
2	Consultant Management and GSP Implementation	\$ 40,800
3	Financial Information Coordination	\$ 17,450
4	Cuyama Basin GSA Outreach	\$ 8,900
5	Funding Process (Currently Extraction Fee) - Administration	\$ 18,850
6	Management Area Admin - Initial Coordination with CBWD	\$ 3,000
7	Management Area Admin - Document Policies and Guidelines	\$ 2,250
8	Management Area Admin - Monthly coordination calls	\$ 9,000
9	Support for CBGSA Response to DWR and Public Comments	\$ 1,200
10	Other Direct Charges (Mileage, conference lines, copies)	\$ 2,335
		\$ 155,685
<b>B</b>	<b>LEGAL</b>	
1	General Legal Counsel, Including:	\$ 60,000
2	Funding Process (Currently Extraction Fee) - Public Hearing, Notice, etc.	
3	Management Area Admin - Initial Coordination with CBWD	
4	Management Area Admin - Document Policies and Guidelines	
		\$ 60,000
<b>C</b>	<b>ADMIN</b>	
1	Audit	\$ 12,000
2	Insurance	\$ 11,000
3	California Association of Mutual Water Co. Membership	\$ 200
4	Contingency	\$ 20,000
		\$ 43,200
<b>D</b>	<b>WOODARD &amp; CURRAN &amp; TECHNICAL</b>	
1	Grant Proposals	\$ 40,400
2	Indirect Economic Analysis	\$ 90,000
3	Funding Process (Currently Extraction Fee) - Public Hearing, ET Analysis, etc.	\$ 25,076
4	Management Area Admin - Initial Coordination with CBWD	\$ 9,712
5	Management Area Admin - Review CBWD Progress	\$ 12,872
6	Stakeholder/Board Engagement	
7	SAC meetings	\$ 23,766
8	Board meetings	\$ 35,946
9	Board Ad-hoc calls	\$ 14,868
10	Public Workshops	\$ 15,472
11	Outreach	
12	General, Newsletter development, etc.	\$ 11,864
13	Website Updates - Maintenance / Hosting	\$ 6,193
14	Support for DWR Technical Support Services	\$ 32,192
15	GSP Implementation Support	
16	GSP Implementation Program Management	\$ 38,624
17	GW Levels Monitoring Network Coordination and Data Mgmt	\$ 43,504

		FY 20-21	
18	GW Levels Monitoring Network Phase 2 (field work subcontracted)	\$	179,468
19	WQ Monitoring Network Implementation (field work subcontracted)	\$	80,188
20	Subsidence Monitoring Implementation	\$	-
21	GDE Monitoring Network Identification and Planning	\$	16,044
22	Data Management	\$	15,028
23	Support for Adaptive Management of GW Levels	\$	16,232
24	Prepare Annual Report for Cuyama Basin	\$	36,728
26	Strategy for Model Update/Refinement	\$	40,984
27	DWR Grant Administration (Prop 68)	\$	50,020
28	Support for CBGSA Response to DWR and Public Comments	\$	20,548
29	Category 1 (Funded) - <i>field work</i> (Stream Gauges and Transducers)	\$	175,961
30	Annual maintenance costs for USGS stream gauges	\$	63,264
31	GSP 5-year Evaluation/Update	\$	-
		\$	1,094,954
E		<b>TOTAL</b>	\$ 1,353,839
F		Grant Funded Costs	\$ 341,057
G		Budget Less Grant Funded Costs	\$ 1,012,782

CUYAMA BASIN GROUNDWATER SUSTAINABILITY AGENCY

Revised Cash Flow Projection - 4/28/20

Year	Month	Executive Director	Executive Director	Executive Director	Executive Director	Executive Director	Executive Director	Legal Counsel	Grant Proposal	Audit	Insurance & CalMutual Membership	Bank Fees / Checks	Contingency	W&C: Category 1 & 2 Grant Tasks	W&C: Prop 68 Reimbursable Tasks 16-18, 21, 25 (partial)	Other W&C (Meetings/Outreach/Implementation, DWR TSS, Grant Proposal) Tasks 19-20, 22-27	W&C TO8 July 20 - Jun 21	Reimbursement to Participants	Total	Quarterly Totals	Beginning CBGSA Fund Balance	DWR Prop 1	DWR Prop 68	Participant Contributions	SBCWA Grant	GW Extraction Fee	Total Revenues	Ending CBGSA Fund Balance
		Task Order 1	Task Order 2	Task Order 3	Task Order 4	Task Order 5	Task Order 6							Tasks 1-15	Tasks 16-18, 21, 25 (partial)	Tasks 19-20, 22-27	July 20 - Jun 21	Participants				Prop 1	Prop 68	Contributions	Grant	Fee		
2017	December-17	26,375	3,875					17,577	39,151		2,451			43,199					132,629	132,629	-	-	-					(132,629)
2018	January-18	14,463	4,038					2,889						72,133					93,522									-
	February-18	14,630	2,300					3,727						145,251					165,908									-
	March-18	16,600	2,825					2,376						161,008					182,809	442,239	(132,629)	-		519,927			519,927	(54,941)
	April-18	11,194	4,450					2,732			9,039			137,396					164,811									-
	May-18	14,301	8,175					4,283				184		126,057					153,000									-
	June-18	16,547	4,338					2,592						180,526					204,002	521,814	(54,941)	-		476,881			476,881	(99,873)
	July-18	14,427	2,475					2,417						135,300					154,619									-
	August-18	15,100	4,075					3,366						195,124					217,666									-
	September-18	14,134	3,800					1,778				95		101,772					121,579	493,864	(99,873)	-	-					(593,738)
	October-18	14,787	2,875					3,017				95		84,660					105,435									-
	November-18	20,331	1,750					2,477				95		142,959					167,613									-
	December-18	15,972	1,525					5,280				95		101,806					124,678	397,726	(593,738)		-					(991,464)
2019	January-19			21,360				6,224				95		87,544					115,223									-
	February-19			16,572				3,954			100	95		73,094					93,815									-
	March-19			20,302				3,769				95		68,280					92,446	301,483	(991,464)	-	-		39,565		39,565	(1,253,382)
	April-19			21,409				1,635			9,315	95		76,406					108,859									-
	May-19			20,029				4,552				95		2,502					27,179									-
	June-19			14,269				4,898						-					19,168	155,206	(1,253,382)		-					(1,408,588)
	July-19			12,207				8,130	**			95		15,002	161,699				197,134									-
	August-19			14,811	1,738			4,584				95		2,139	14,957	1,330			39,654									-
	September-19			7,075	2,413			5,172						1,667	6,399	9,676			32,401	269,189	(1,408,588)	1,458,594	-			1,458,594		(219,183)
	October-19			9,262	(400)			2,511				95		3,823	9,259	32,042			56,592									-
	November-19			15,478	425			3,936				95		1,021	28,240	10,483			59,679									-
	December-19			6,015	900			2,196				95		4,964	11,001	12,194			37,365	153,636	(219,183)	274,931				274,931	(97,887)	
2020	January-20			7,307	650			-			100			2,715	2,616	35,275			48,662									-
	February-20				2,613	11,329		792	7,000					5,816	9,735	29,278			66,562									-
	March-20				1,200	8,071		4,187	2,900					-	3,322	11,146			30,826	146,050	(97,887)	31,116			569,665	600,782	356,844	
	April-20				4,321	16,446		5,000			9,831			-	12,098	33,822			81,517									-
	May-20				4,321	16,446		5,000						-	32,098	33,822			91,686									-
	June-20				4,321	16,446		5,000							32,098	33,822			91,687	264,890	356,844	15,575				15,575	107,529	
	July-20						12,974	5,000							12,500		63,626		94,100									-
	August-20						12,974	5,000									63,626		81,600									-
	September-20						12,974	5,000						175,961			63,626	357,813	615,375	791,075	107,529		281,250		1,114,061	1,395,311	711,765	
	October-20						12,974	5,000	40,400	12,000							63,626		146,500									-
	November-20						12,974	5,000											171,600									-
2021	December-20						12,974	5,000											81,600	399,701	711,765		47,250				47,250	359,314
	January-21						12,974	5,000			200		20,000						114,300									-
	February-21						12,974	5,000											81,600									-
	March-21						12,974	5,000							25,076				106,676	302,577	359,314	367,907	110,250			478,157	534,895	
	April-21						12,974	5,000			11,000				12,500				105,100									-
	May-21						12,974	5,000											81,600									-
	June-21						12,974	5,000											81,600	268,301	534,895		61,250			61,250	327,844	
<b>Total</b>		<b>208,863</b>	<b>46,500</b>	<b>186,097</b>	<b>22,500</b>	<b>68,737</b>	<b>155,685</b>	<b>186,053</b>	<b>79,551</b>	<b>21,900</b>	<b>42,036</b>	<b>1,514</b>	<b>20,000</b>	<b>2,148,125</b>	<b>488,599</b>	<b>242,889</b>	<b>763,517</b>	<b>357,813</b>	<b>5,040,379</b>	<b>5,040,379</b>		<b>2,148,124</b>	<b>500,000</b>	<b>996,808</b>	<b>39,565</b>	<b>1,683,726</b>	<b>5,368,223</b>	



TO: Board of Directors  
Agenda Item No. 9b

FROM: Jim Beck / Taylor Blakslee

DATE: May 6, 2020

SUBJECT: Review of CBGSA Voluntary Contribution Reimbursement

**Issue**

Review of CBGSA Voluntary Contribution Reimbursement.

**Recommended Motion**

Approve the voluntary contribution reimbursement amount and disbursement percentages to the participants as outlined in the May 6, 2020 Board agenda item No. 9b.

**Discussion**

The Cuyama Basin Groundwater Sustainability Agency (CBGSA) was formed in 2017 for the purpose of developing and implementing a Groundwater Sustainability Plan (GSP) as required by the Sustainable Groundwater Management Act.

In 2018, the CBGSA was awarded a Prop 1 grant through the California Department of Water Resources (DWR) for the development of a GSP. Since the grant did not provide up-front funding, the CBGSA negotiated voluntary contribution percentages based on the Fiscal Year 2017-18 budget to allow the CBGSA to begin GSP development. Once DWR Prop 1 reimbursements were received, the Board would evaluate a potential reimbursement of funds to the participants who contributed funds.

The potential reimbursement of funds along with the disbursement percentages and amounts by participant is provided as Attachment 1.

Staff recommends a potential disbursement to be made in September 2020 as funds from the second groundwater extraction fee and potentially the first reimbursement of Prop 68 funds are anticipated as shown in the cash flow (Board Item No. 9a Attachment 2).

# Voluntary Contribution Reimbursement Recommendation

## CUYAMA BASIN GROUNDWATER SUSTAINABILITY AGENCY

### A Reimbursement Calculation

Description	Amount
1 Prop 1 - Total Grant Amount	\$ 2,148,124
2 Prop 1 Category 1 Field Work - <i>Not Performed Yet</i>	<i>Less</i> \$ 175,961
3 Prop 1 - Available Grant Funds for Reimbursement	\$ 1,972,163
4 Prop 68 - Additional GSP Development and Outreach	\$ 260,000
5 Prop 68 - Groundwater Extraction Development Prior to Jan 31, 2020	\$ 5,725
6 Total Prop 1 and 68 Funding for Reimbursement Calculation	\$ 2,237,888
7 Voluntary Participant Contributions	\$ 996,808
8 SBCWA Contribution Above Negotiated Contribution	\$ 39,565
9 Eligible Revenues for Reimbursement Calculation	\$ 3,274,261
10 Expenses through January 31, 2020	<i>Less</i> \$ 2,916,448
11 <b>Participant Reimbursement</b>	<b>\$ 357,813</b>

### B Reimbursement Disbursement

Participant	Contribution Percent	Reimb. Percent	Total Reimb.
1 Cuyama Basin Water District	81.22%	86.91%	\$ 310,974
2 Santa Barbara County Water Agency	6.55%	0.00%	\$ -
3 County of Ventura	3.87%	4.14%	\$ 14,814
4 County of San Luis Obispo	3.87%	4.14%	\$ 14,814
5 County of Kern	3.87%	4.14%	\$ 14,814
6 Cuyama Community Services District	0.63%	0.67%	\$ 2,393
	100.00%	100.00%	\$ 357,810



TO: Board of Directors  
Agenda Item No. 9c

FROM: Taylor Blakslee, Hallmark Group

DATE: May 6, 2020

SUBJECT: Execute No-Cost, Time Extension for Hallmark Group Task Order No. 4 for Development and Facilitation of a Groundwater Extraction Fee

**Issue**

Time extension of Hallmark Group Task Order No. 4.

**Recommended Motion**

Execute Amendment 1 to Task Order No. 4 for a no-cost, time extension for the development and facilitation of a groundwater extraction fee.

**Discussion**

As part of the Fiscal Year 2019-20 budget adoption process, the Cuyama Basin Groundwater Sustainability Agency (CBGSA) requested the Hallmark Group develop and facilitate a groundwater extraction fee for 2020. CBGSA authorized this work under Task Order No. 4 which expired on January 31, 2020. There is a need for a no-cost, time extension to facilitate the processing of landowner forms and communication with stakeholders through June 30, 2020, as well as work to develop the Fiscal Year 20-21 groundwater extraction fee.

Addendum No. 1 to Task Order No. 4 is provided as Attachment 1 for consideration of approval.



# AMENDMENT 1

## CBGSA TASK ORDER NO. 4

### AGREEMENT NO. 201709-CB-001, HG-004-AM1

Task Order: No Cost, Time Extension

Contractor: The Hallmark Group

Request for Services: Executive Director

Dated: May 6, 2020

Effective Date: July 1, 2019 through June 30, 2020

### PURPOSE OF AMENDMENT

No-cost, time extension to agreement.

### DESCRIPTION OF SCOPE

Continue facilitation of the 2020 groundwater extraction fee, including: processing landowner forms, summarizing the data and interfacing with stakeholders via phone and email; and development of the Fiscal Year 20-21 groundwater extraction fee.

### TERM

The original Task Order No. 4 was for the period July 1, 2019 through January 31, 2020. This amendment would provide an extension through June 30, 2020.

### DETAILED COSTS

This is a no-cost, time extension and contractor shall invoice all services per the Agreement. The total amount authorized under this agreement remains unchanged and will not exceed \$22,500.

**CONTACT PERSONS**

CUYAMA BASIN GROUNDWATER SUSTAINABILITY AGENCY	HALLMARK GROUP
Representative: Derek Yurosek	Representative: Charles R. Gardner Jr.
P.O. Box 20157	500 Capitol Mall, Suite 2350
Bakersfield, CA 93390	Sacramento, CA 95814
Phone: (661) 323-4005	Phone: (916) 923-1500
Email: dyurosek@bolthouseproperties.com	Email: cgardner@hgcpm.com

**AUTHORIZED SIGNATURES**

Contractor and the Cuyama Basin Groundwater Sustainability Agency agree that these services will be performed in accordance with the terms and conditions of Standard Agreement Number 201709-CB-001.

CUYAMA BASIN GROUNDWATER SUSTAINABILITY AGENCY

CONTRACTOR – THE HALLMARK GROUP

\_\_\_\_\_  
Derek Yurosek  
Board Chairman

\_\_\_\_\_  
Charles R. Gardner Jr.  
President

\_\_\_\_\_  
Date

\_\_\_\_\_  
Date



TO: Board of Directors  
Agenda Item No. 9d

FROM: Jim Beck / Taylor Blakslee

DATE: May 6, 2020

SUBJECT: Financial Management Overview

**Issue**

Overview of the financial management for Cuyama Basin Groundwater Sustainability Agency activities.

**Recommended Motion**

None – information only.

**Discussion**

A presentation on the financial management for Cuyama Basin Groundwater Sustainability Agency activities is provided as Attachment 1.

# Cuyama Basin Groundwater Sustainability Agency Financial Report

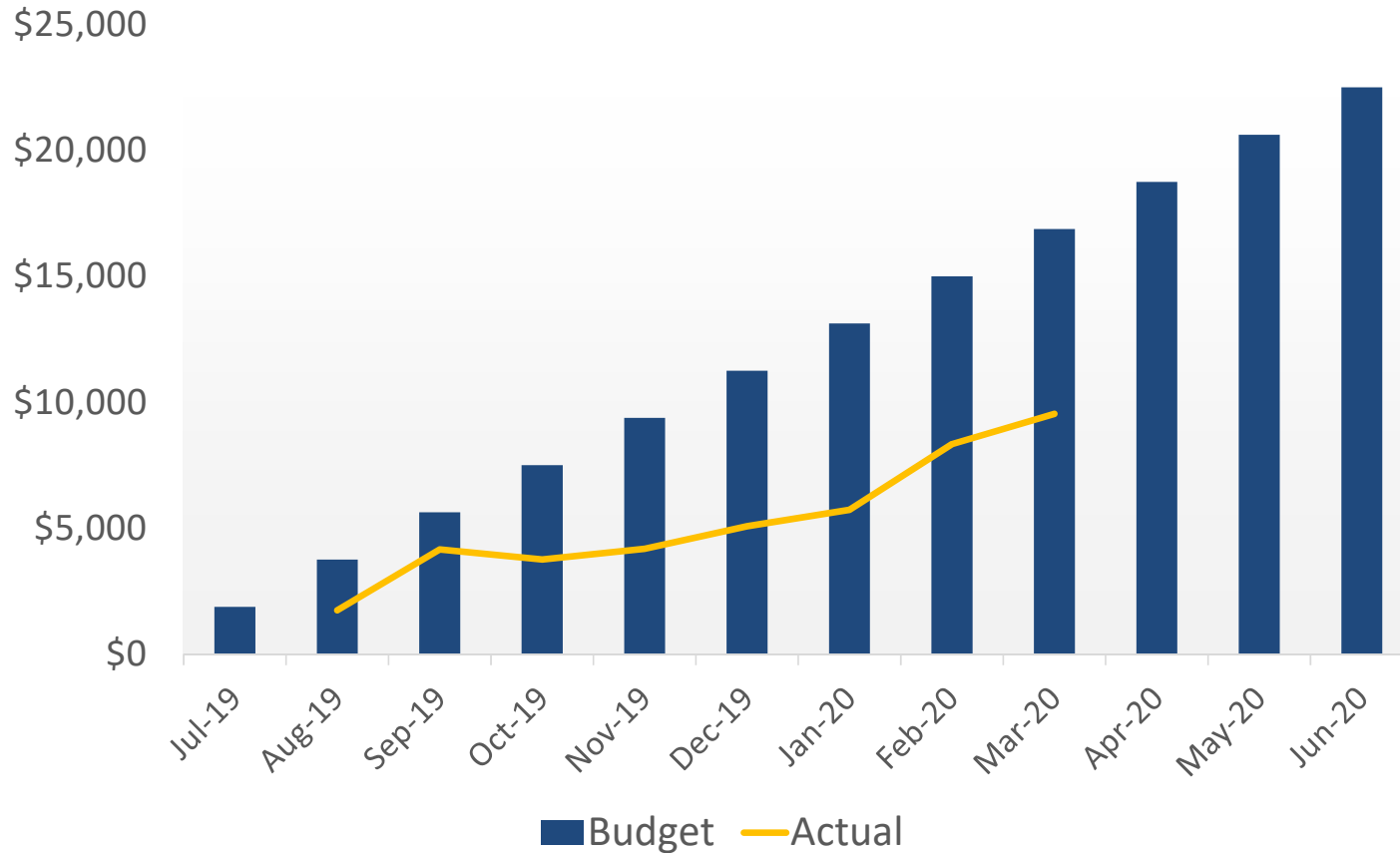
May 6, 2020

# CBGSA OUTSTANDING INVOICES

Task	Invoiced Through	Cumulative Total
Legal Counsel (Klein)	3/19/2020	\$4,831
Executive Director (HG)	3/31/2020	\$23,213
GSP Development (W&C)	3/27/2020	\$99,903
<b>TOTAL</b>		<b>\$127,947</b>

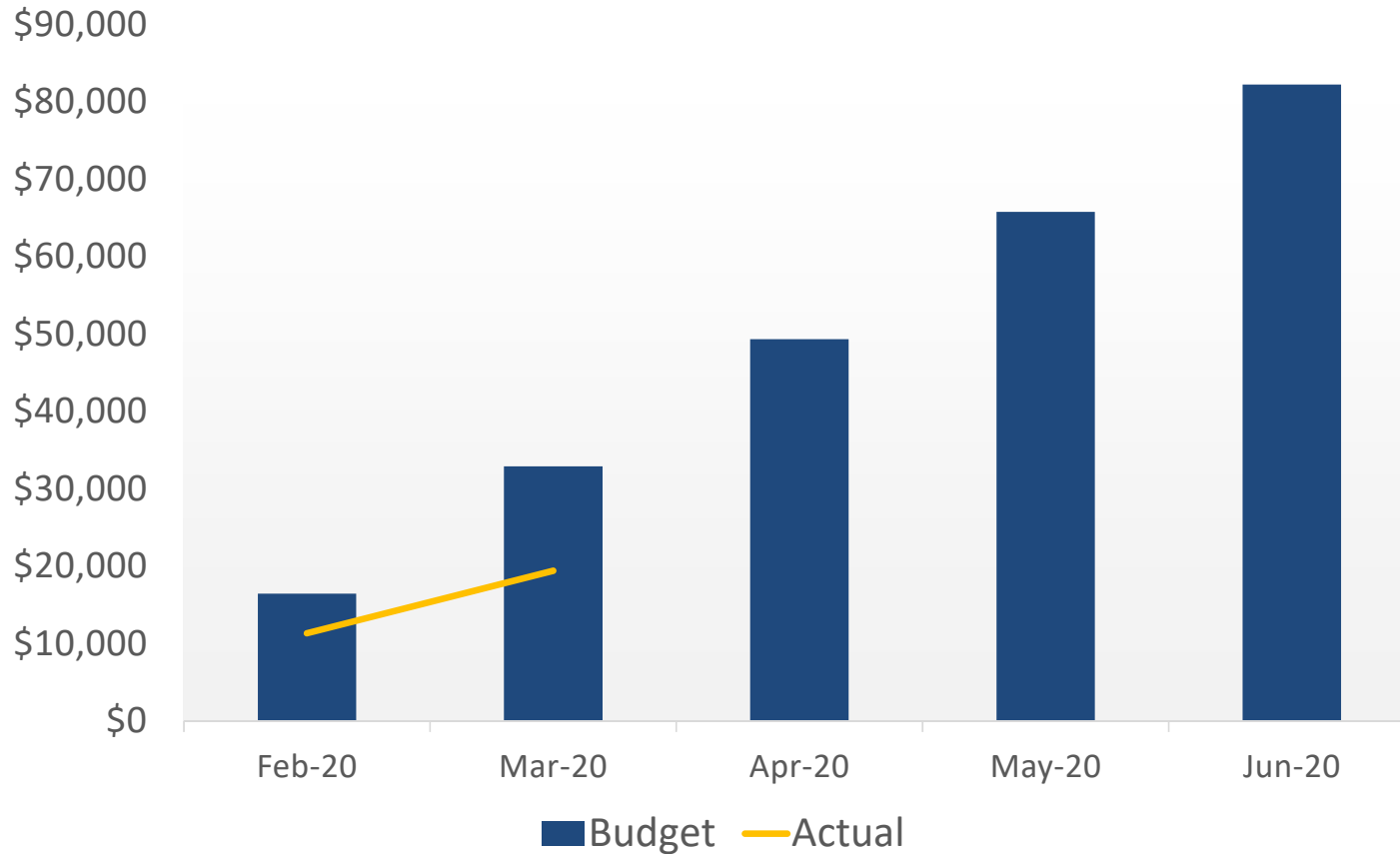
# Hallmark Group – Budget-to-Actuals

Task Order No. 4



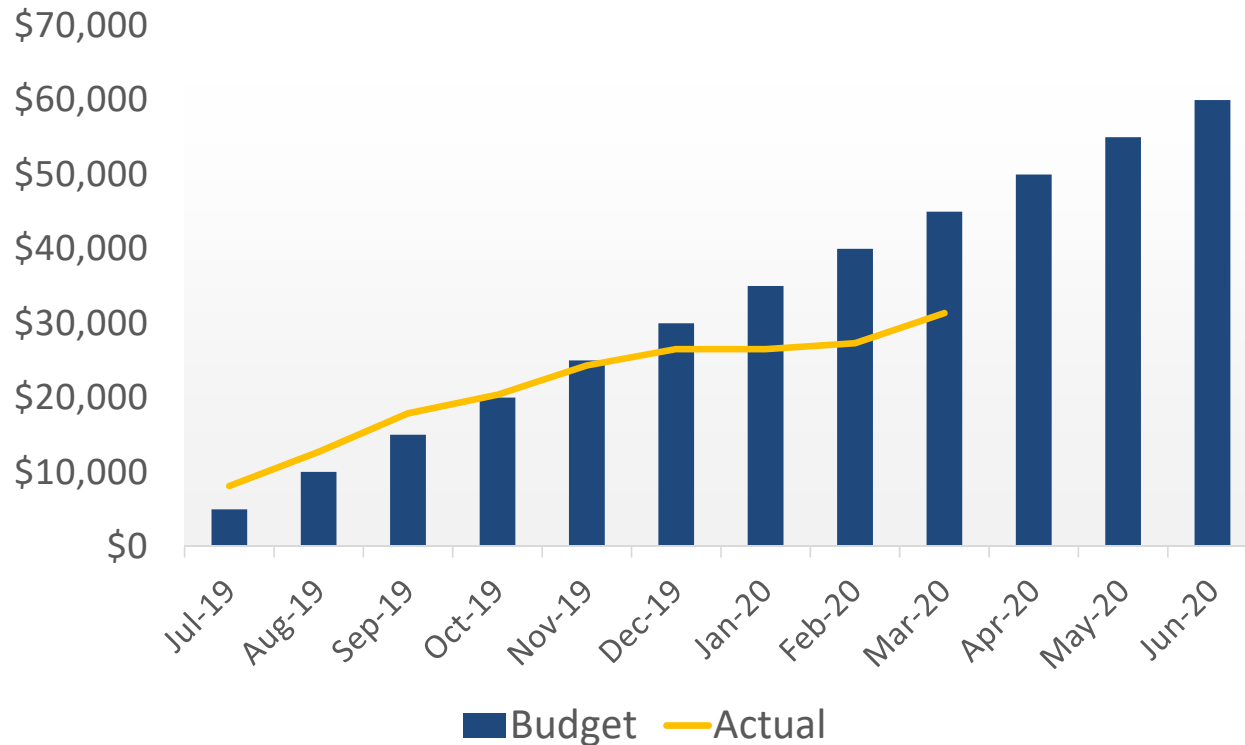
# Hallmark Group – Budget-to-Actuals

Task Order No. 5



# Legal Counsel – Budget-to-Actuals

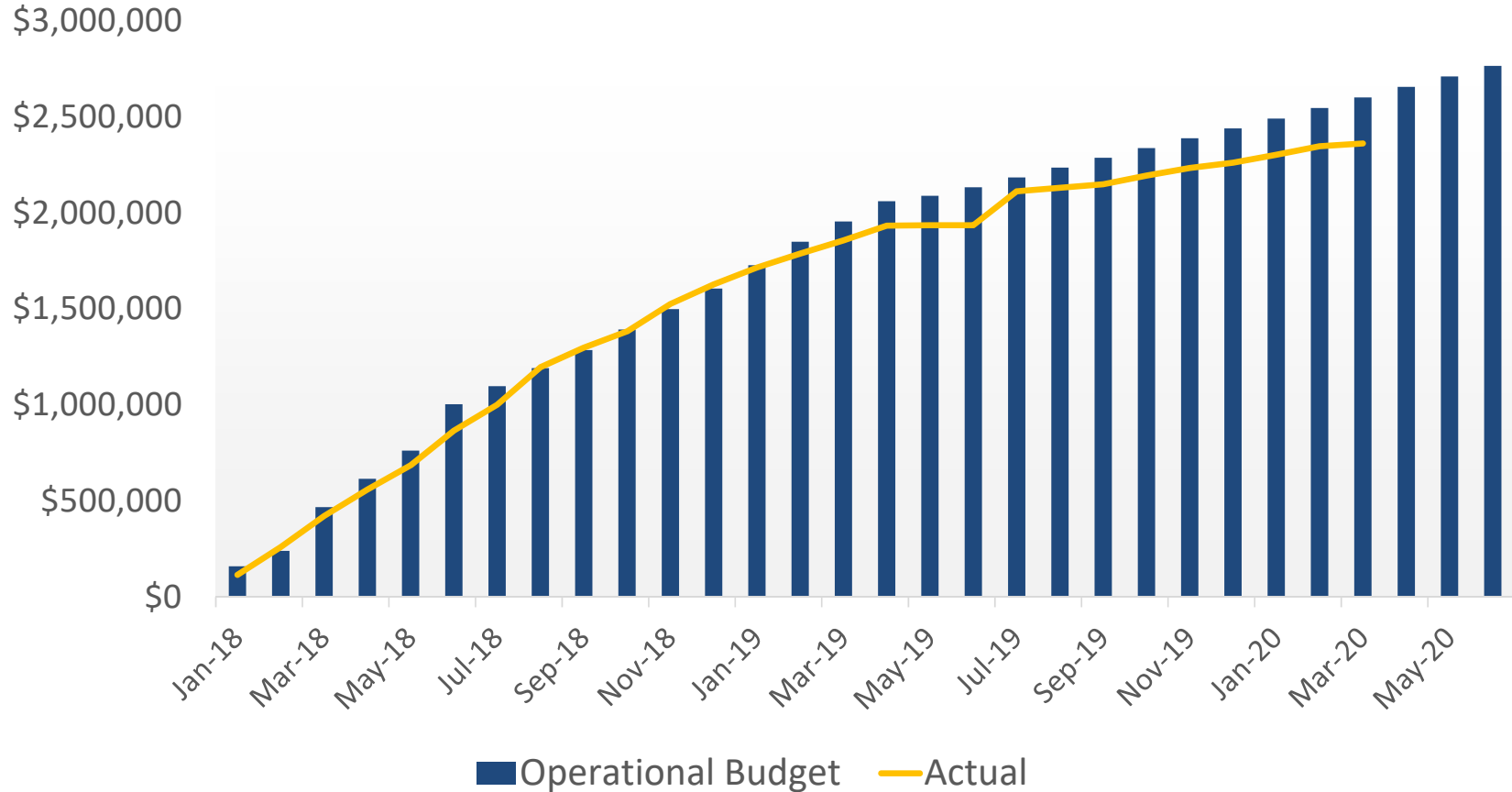
FY 19-20





# Woodard & Curran – Budget-to-Actuals

Task Order Nos. 1-7





TO: Board of Directors  
Agenda Item No. 9e

FROM: Taylor Blakslee, Hallmark Group

DATE: March 4, 2020

SUBJECT: Financial Report

**Issue**

Financial Report

**Recommended Motion**

None – information only.

**Discussion**

The Cuyama Basin Groundwater Sustainability Agency's financial reports for February 2020 and March 2020 are provided as Attachment 1.

The reports include:

- Statement of Financial Position
- Receipts and Disbursements
- A/R Aging Summary
- A/P Aging Summary
- Statement of Operations with Budget Variance
- 2019/2020 Operating Budget



# **Cuyama Basin GSA**

## **Financial Statements February 2020**

**CUYAMA BASIN GSA**  
**Statement of Financial Position**  
As of February 29, 2020

	Feb 29, 20	Feb 28, 19	\$ Change	% Change
<b>ASSETS</b>				
<b>Current Assets</b>				
<b>Checking/Savings</b>				
Chase - General Checking	458,093	69,825	388,268	556%
<b>Total Checking/Savings</b>	<b>458,093</b>	<b>69,825</b>	<b>388,268</b>	<b>556%</b>
<b>Accounts Receivable</b>	<b>41,191</b>	<b>52,270</b>	<b>-11,079</b>	<b>-21%</b>
<b>Other Current Assets</b>				
Grant Retention Receivable	196,949	0	196,949	100%
<b>Total Other Current Assets</b>	<b>196,949</b>	<b>0</b>	<b>196,949</b>	<b>100%</b>
<b>Total Current Assets</b>	<b>696,233</b>	<b>122,095</b>	<b>574,138</b>	<b>470%</b>
<b>TOTAL ASSETS</b>	<b>696,233</b>	<b>122,095</b>	<b>574,138</b>	<b>470%</b>
<b>LIABILITIES &amp; EQUITY</b>				
<b>Liabilities</b>				
<b>Current Liabilities</b>				
Accounts Payable	103,068	1,289,974	-1,186,906	-92%
<b>Total Current Liabilities</b>	<b>103,068</b>	<b>1,289,974</b>	<b>-1,186,906</b>	<b>-92%</b>
<b>Total Liabilities</b>	<b>103,068</b>	<b>1,289,974</b>	<b>-1,186,906</b>	<b>-92%</b>
<b>Equity</b>				
Unrestricted Net Assets	213,445	-110,130	323,576	294%
Net Income	379,720	-1,057,748	1,437,468	136%
<b>Total Equity</b>	<b>593,165</b>	<b>-1,167,878</b>	<b>1,761,044</b>	<b>151%</b>
<b>TOTAL LIABILITIES &amp; EQUITY</b>	<b>696,233</b>	<b>122,095</b>	<b>574,138</b>	<b>470%</b>

**CUYAMA BASIN GSA**  
**Receipts and Disbursements**  
As of February 29, 2020

Type	Date	Num	Name	Debit	Credit
<b>Chase - General Checking</b>					
Check	07/03/2019	Fees	Chase Bank		95.00
Check	08/05/2019	Fees	Chase Bank		95.00
Payment	08/14/2019	04-010669	Department of Water Resources	1,458,594.22	
Bill Pmt -Check	08/19/2019	1016	HGCPM, Inc.		197,193.71
Bill Pmt -Check	08/19/2019	1017	Klein, DeNatale, Goldner		16,443.82
Bill Pmt -Check	08/19/2019	1018	Woodard & Curran Inc		1,221,972.77
Check	10/03/2019	Fees	Chase Bank		95.00
Check	11/05/2019	Fees	Chase Bank		95.00
Check	12/04/2019	Fees	Chase Bank		95.00
Payment	12/13/2019	04-130477	Department of Water Resources	274,931.24	
Payment	12/13/2019	19874	Groundwater Extraction Fees:Apache Canyon Ranch, Inc	6,154.67	
Payment	12/13/2019	3145	Groundwater Extraction Fees:Cooper's Petroleum Dist, Inc	19.00	
Bill Pmt -Check	01/09/2020	1019	HGCPM, Inc.		38,243.37
Bill Pmt -Check	01/09/2020	1020	Klein, DeNatale, Goldner		17,886.80
Bill Pmt -Check	01/09/2020	1021	Woodard & Curran Inc		212,869.27
Payment	01/23/2020	464	Groundwater Extraction Fees:Lewis, David	194.18	
Payment	01/23/2020	1438	Groundwater Extraction Fees:Stone Pine Estate	76.00	
Payment	01/23/2020	1031	Groundwater Extraction Fees:Harrington, Roy	2,356.00	
Payment	01/23/2020	2465	Groundwater Extraction Fees:Harrington, Roy	2,346.50	
Payment	01/23/2020	7297	Groundwater Extraction Fees:Harrington, Roy	2,346.50	
Payment	01/29/2020	5529	Groundwater Extraction Fees:Pal Ranch, Inc	199.50	
Payment	01/29/2020	100129	Groundwater Extraction Fees:Sunridge Nurseries, Inc	6,916.00	
Payment	01/29/2020	146790	Groundwater Extraction Fees:Kern Ridge Growers, LLC	29,602.76	
Payment	01/29/2020	1054	Groundwater Extraction Fees:Holder Cattle Co, LLC	19.00	
Payment	01/29/2020	232	Groundwater Extraction Fees:Lucky Dog Ranch, LLC	5,396.95	
Payment	01/29/2020	1696	Groundwater Extraction Fees:Tri-County Pistachios	17,895.15	
Payment	01/29/2020	11126	Groundwater Extraction Fees:Cuyama Community Srvc Dist	2,577.73	
Bill Pmt -Check	01/30/2020	1022	CA Assoc of Mutual Water Companies		100.00
Bill Pmt -Check	01/31/2020		Woodard & Curran Inc	0.00	
Bill Pmt -Check	02/06/2020	1023	Daniells Phillips Vaughan & Bock		7,000.00
Bill Pmt -Check	02/06/2020	1024	HGCPM, Inc.		8,862.10
Bill Pmt -Check	02/06/2020	1025	Klein, DeNatale, Goldner		2,511.00
Bill Pmt -Check	02/06/2020	1026	Woodard & Curran Inc		45,124.64
Payment	02/07/2020	3560	Groundwater Extraction Fees:Sunrise Olive Ranch, LLC	20,425.00	
Payment	02/07/2020	376738	Groundwater Extraction Fees:Grimmway Enterprises, Inc	294,151.81	
Payment	02/07/2020	45761	Groundwater Extraction Fees:Feinstein Investments	3,310.75	
Payment	02/07/2020	16950	Groundwater Extraction Fees:Cuyama Orchards, Inc	16,691.12	
Payment	02/07/2020	17399	Groundwater Extraction Fees:Triangle E. Farms	14,375.59	
Payment	02/07/2020	2695	Groundwater Extraction Fees:El Rancho Espanol	75.81	
Payment	02/07/2020	2293	Groundwater Extraction Fees:Harrington Farms	2,565.00	
Payment	02/07/2020	6922	Groundwater Extraction Fees:Walking "R" Ranch	17.54	
Payment	02/07/2020	1495	Groundwater Extraction Fees:Brodiaea, Inc	13,353.01	
Payment	02/07/2020	7903	Groundwater Extraction Fees:JHP Global, Inc	7,438.50	
Payment	02/07/2020	1259	Groundwater Extraction Fees:Cuyama Mutual Water Co.	87.40	
Payment	02/07/2020	139	Groundwater Extraction Fees:The Ranch	1,384.53	
Payment	02/07/2020	302567	Groundwater Extraction Fees:Bolthouse Farms	114,087.40	
Payment	02/07/2020	302711	Groundwater Extraction Fees:Bolthouse Farms - Perkins R...	5,183.20	
Payment	02/07/2020	475211	Groundwater Extraction Fees:E & B Natural Resources Mg...	418.68	
Bill Pmt -Check	02/25/2020	1027	HGCPM, Inc.		30,775.15
Bill Pmt -Check	02/25/2020	1028	Klein, DeNatale, Goldner		6,132.80
Bill Pmt -Check	02/25/2020	1029	Woodard & Curran Inc		67,902.45
Total Chase - General Checking				2,303,190.74	1,873,492.88
<b>TOTAL</b>				<b>2,303,190.74</b>	<b>1,873,492.88</b>

**CUYAMA BASIN GSA  
A/R Aging Summary  
As of February 29, 2020**

---

	<u>Current</u>	<u>1 - 30</u>	<u>31 - 60</u>	<u>61 - 90</u>	<u>&gt; 90</u>	<u>TOTAL</u>
Department of Water Resources	0	7,897	0	0	31,116	39,013
Groundwater Extraction Fees	0	-31	2,209	0	0	2,178
<b>TOTAL</b>	<b><u>0</u></b>	<b><u>7,866</u></b>	<b><u>2,209</u></b>	<b><u>0</u></b>	<b><u>31,116</u></b>	<b><u>41,191</u></b>

**CUYAMA BASIN GSA**  
**A/P Aging Summary**  
As of February 29, 2020

---

	Current	1 - 30	31 - 60	61 - 90	> 90	TOTAL
Daniells Phillips Vaughan & Bock	2,900	0	0	0	0	2,900
HGCPM, Inc.	13,941	0	0	0	0	13,941
Klein, DeNatale, Goldner	0	792	0	0	0	792
Woodard & Curran Inc	0	85,435	0	0	0	85,435
<b>TOTAL</b>	<b>16,841</b>	<b>86,227</b>	<b>0</b>	<b>0</b>	<b>0</b>	<b>103,068</b>

**CUYAMA BASIN GSA**  
**Statement of Operations with Budget Variance**  
 July 2019 through February 2020

	Jul '19 - Feb 20	Budget	\$ Over Budget	% of Budget
<b>Ordinary Income/Expense</b>				
<b>Income</b>				
<b>Direct Public Funds</b>				
<b>Grants</b>	348,827	476,600	-127,773	73%
<b>Groundwater Extraction Fees</b>	571,843	0	571,843	100%
<b>Total Direct Public Funds</b>	920,671	476,600	444,071	193%
<b>Total Income</b>	920,671	476,600	444,071	193%
<b>Cost of Goods Sold</b>				
<b>Program Expenses</b>				
<b>Category/Component 1</b>				
<b>Technical Assistance</b>	22,144	154,284	-132,140	14%
<b>Total Category/Component 1</b>	22,144	154,284	-132,140	14%
<b>Category/Component 2</b>				
<b>Grant Administration</b>	0	14,990	-14,990	0%
<b>Total Category/Component 2</b>	0	14,990	-14,990	0%
<b>Technical Consulting</b>				
<b>GSP Development</b>	198,211	30,030	168,181	660%
<b>GSP Implementation</b>	85,926	46,520	39,406	185%
<b>Stakeholder Engagement</b>	50,349	80,177	-29,828	63%
<b>Outreach</b>	14,694	15,482	-788	95%
<b>Management Area Costs</b>	0	9,922	-9,922	0%
<b>Total Technical Consulting</b>	349,180	182,131	167,049	192%
<b>Total Program Expenses</b>	371,324	351,405	19,919	106%
<b>Total COGS</b>	371,324	351,405	19,919	106%
<b>Gross Profit</b>	549,347	125,195	424,152	439%
<b>Expense</b>				
<b>General and Administrative</b>				
<b>GSA Executive Director</b>				
<b>GSA BOD Meetings</b>	29,000	68,674	-39,674	42%
<b>Consult Mgmt and GSP Devel</b>	30,363	22,681	7,682	134%
<b>Financial Information Coor</b>	20,038	21,950	-1,913	91%
<b>CBGSA Outreach</b>	2,000	13,018	-11,018	15%
<b>GW Extraction Fee</b>	8,338	60,000	-51,663	14%
<b>Management Area Admin</b>	0	3,000	-3,000	0%
<b>Travel and Direct Costs</b>	2,084	902	1,182	231%
<b>Total GSA Executive Director</b>	91,822	190,225	-98,403	48%
<b>Other Administrative</b>				
<b>Auditing/Accounting Fees</b>	9,900	16,000	-6,100	62%
<b>Grant Proposals</b>	40,007	40,000	7	100%
<b>Bank Service Fees</b>	475	0	475	100%
<b>Legal</b>	27,323	40,000	-12,677	68%
<b>Other Admin Expense</b>	100	200	-100	50%
<b>Contingency</b>	0	20,000	-20,000	0%
<b>Total Other Administrative</b>	77,805	116,200	-38,395	67%
<b>Total General and Administrative</b>	169,626	306,425	-136,799	55%
<b>Total Expense</b>	169,626	306,425	-136,799	55%
<b>Net Ordinary Income</b>	379,720	-181,230	560,950	-210%
<b>Net Income</b>	<b>379,720</b>	<b>-181,230</b>	<b>560,950</b>	<b>-210%</b>



**CUYAMA BASIN GSA**  
**2019/2020 Operating Budget**  
 July 2019 through June 2020

	Jul '19 - Jun 20
<b>Ordinary Income/Expense</b>	
<b>Income</b>	
<b>Direct Public Funds</b>	
Grants	520,932
<b>Total Direct Public Funds</b>	520,932
<b>Total Income</b>	520,932
<b>Cost of Goods Sold</b>	
<b>Program Expenses</b>	
<b>Category/Component 1</b>	
Technical Assistance	180,000
<b>Total Category/Component 1</b>	180,000
<b>Category/Component 2</b>	
Grant Administration	14,990
<b>Total Category/Component 2</b>	14,990
<b>Technical Consulting</b>	
GSP Development	30,030
GSP Implementation	197,724
Stakeholder Engagement	123,822
Outreach	25,802
Management Area Costs	49,608
<b>Total Technical Consulting</b>	426,986
<b>Total Program Expenses</b>	621,976
<b>Total COGS</b>	621,976
<b>Gross Profit</b>	-101,044
<b>Expense</b>	
<b>General and Administrative</b>	
<b>GSA Executive Director</b>	
GSA BOD Meetings	79,314
Consult Mgmt and GSP Devel	45,801
Financial Information Coor	32,790
CBGSA Outreach	18,738
GW Extraction Fee	60,000
Management Area Admin	15,000
Travel and Direct Costs	1,118
<b>Total GSA Executive Director</b>	252,761
<b>Other Administrative</b>	
Auditing/Accounting Fees	16,000
Grant Proposals	40,000
General Liability Insurance	11,000
Legal	60,000
Other Admin Expense	200
Contingency	20,000
<b>Total Other Administrative</b>	147,200
<b>Total General and Administrative</b>	399,961
<b>Total Expense</b>	399,961
<b>Net Ordinary Income</b>	-501,005
<b>Net Income</b>	-501,005



# **Cuyama Basin GSA**

**Financial Statements**

**March 2020**

**CUYAMA BASIN GSA**  
**Statement of Financial Position**  
As of March 31, 2020

	Mar 31, 20	Mar 31, 19	\$ Change	% Change
<b>ASSETS</b>				
<b>Current Assets</b>				
Checking/Savings				
Chase - General Checking	486,309	60,315	425,994	706%
<b>Total Checking/Savings</b>	486,309	60,315	425,994	706%
Accounts Receivable	10,075	52,270	-42,195	-81%
<b>Other Current Assets</b>				
Grant Retention Receivable	196,949	0	196,949	100%
<b>Total Other Current Assets</b>	196,949	0	196,949	100%
<b>Total Current Assets</b>	693,333	112,585	580,748	516%
<b>TOTAL ASSETS</b>	<b>693,333</b>	<b>112,585</b>	<b>580,748</b>	<b>516%</b>
<b>LIABILITIES &amp; EQUITY</b>				
<b>Liabilities</b>				
<b>Current Liabilities</b>				
Accounts Payable	127,947	1,372,910	-1,244,963	-91%
<b>Total Current Liabilities</b>	127,947	1,372,910	-1,244,963	-91%
<b>Total Liabilities</b>	127,947	1,372,910	-1,244,963	-91%
<b>Equity</b>				
Unrestricted Net Assets	213,445	-110,130	323,576	294%
Net Income	351,942	-1,150,194	1,502,135	131%
<b>Total Equity</b>	565,387	-1,260,324	1,825,711	145%
<b>TOTAL LIABILITIES &amp; EQUITY</b>	<b>693,333</b>	<b>112,585</b>	<b>580,748</b>	<b>516%</b>

**CUYAMA BASIN GSA**  
**Receipts and Disbursements**  
**As of March 31, 2020**

Type	Date	Num	Name	Debit	Credit
<b>Chase - General Checking</b>					
Check	07/03/2019	Fees	Chase Bank		95.00
Check	08/05/2019	Fees	Chase Bank		95.00
Payment	08/14/2019	04-010669	Department of Water Resources	1,458,594.22	
Bill Pmt -Check	08/19/2019	1016	HGCPM, Inc.		197,193.71
Bill Pmt -Check	08/19/2019	1017	Klein, DeNatale, Goldner		16,443.82
Bill Pmt -Check	08/19/2019	1018	Woodard & Curran Inc		1,221,972.77
Check	10/03/2019	Fees	Chase Bank		95.00
Check	11/05/2019	Fees	Chase Bank		95.00
Check	12/04/2019	Fees	Chase Bank		95.00
Payment	12/13/2019	04-130477	Department of Water Resources	274,931.24	
Payment	12/13/2019	19874	Groundwater Extraction Fees:Apache Canyon Ranch, Inc	6,154.67	
Payment	12/13/2019	3145	Groundwater Extraction Fees:Cooper's Petroleum Dist, Inc	19.00	
Bill Pmt -Check	01/09/2020	1019	HGCPM, Inc.		38,243.37
Bill Pmt -Check	01/09/2020	1020	Klein, DeNatale, Goldner		17,886.80
Bill Pmt -Check	01/09/2020	1021	Woodard & Curran Inc		212,869.27
Payment	01/23/2020	464	Groundwater Extraction Fees:Lewis, David	194.18	
Payment	01/23/2020	1438	Groundwater Extraction Fees:Stone Pine Estate	76.00	
Payment	01/23/2020	1031	Groundwater Extraction Fees:Harrington, Roy	2,356.00	
Payment	01/23/2020	2465	Groundwater Extraction Fees:Harrington, Roy	2,346.50	
Payment	01/23/2020	7297	Groundwater Extraction Fees:Harrington, Roy	2,346.50	
Payment	01/29/2020	5529	Groundwater Extraction Fees:Pal Ranch, Inc	199.50	
Payment	01/29/2020	100129	Groundwater Extraction Fees:Sunridge Nurseries, Inc	6,916.00	
Payment	01/29/2020	146790	Groundwater Extraction Fees:Kern Ridge Growers, LLC	29,602.76	
Payment	01/29/2020	1054	Groundwater Extraction Fees:Holder Cattle Co, LLC	19.00	
Payment	01/29/2020	232	Groundwater Extraction Fees:Lucky Dog Ranch, LLC	5,396.95	
Payment	01/29/2020	1696	Groundwater Extraction Fees:Tri-County Pistachios	17,895.15	
Payment	01/29/2020	11126	Groundwater Extraction Fees:Cuyama Community Svcs Dist	2,577.73	
Bill Pmt -Check	01/30/2020	1022	CA Assoc of Mutual Water Companies		100.00
Bill Pmt -Check	01/31/2020		Woodard & Curran Inc	0.00	
Bill Pmt -Check	02/06/2020	1023	Daniells Phillips Vaughan & Bock		7,000.00
Bill Pmt -Check	02/06/2020	1024	HGCPM, Inc.		8,862.10
Bill Pmt -Check	02/06/2020	1025	Klein, DeNatale, Goldner		2,511.00
Bill Pmt -Check	02/06/2020	1026	Woodard & Curran Inc		45,124.64
Payment	02/07/2020	3560	Groundwater Extraction Fees:Sunrise Olive Ranch, LLC	20,425.00	
Payment	02/07/2020	376738	Groundwater Extraction Fees:Grimmway Enterprises, Inc	294,151.81	
Payment	02/07/2020	45761	Groundwater Extraction Fees:Feinstein Investments	3,310.75	
Payment	02/07/2020	16950	Groundwater Extraction Fees:Cuyama Orchards, Inc	16,691.12	
Payment	02/07/2020	17399	Groundwater Extraction Fees:Triangle E. Farms	14,375.59	
Payment	02/07/2020	2695	Groundwater Extraction Fees:El Rancho Espanol	75.81	
Payment	02/07/2020	2293	Groundwater Extraction Fees:Harrington Farms	2,565.00	
Payment	02/07/2020	6922	Groundwater Extraction Fees:Walking "R" Ranch	17.54	
Payment	02/07/2020	1495	Groundwater Extraction Fees:Brodiaea, Inc	13,353.01	
Payment	02/07/2020	7903	Groundwater Extraction Fees:JHP Global, Inc	7,438.50	
Payment	02/07/2020	1259	Groundwater Extraction Fees:Cuyama Mutual Water Co.	87.40	
Payment	02/07/2020	139	Groundwater Extraction Fees:The Ranch	1,384.53	
Payment	02/07/2020	302567	Groundwater Extraction Fees:Bolthouse Farms	114,087.40	
Payment	02/07/2020	302711	Groundwater Extraction Fees:Bolthouse Farms - Perkins Ranch	5,183.20	
Payment	02/07/2020	475211	Groundwater Extraction Fees:E & B Natural Resources Mgmt Corp	418.68	
Bill Pmt -Check	02/25/2020	1027	HGCPM, Inc.		30,775.15
Bill Pmt -Check	02/25/2020	1028	Klein, DeNatale, Goldner		6,132.80
Bill Pmt -Check	02/25/2020	1029	Woodard & Curran Inc		67,902.45
Payment	03/09/2020	04-207682	Department of Water Resources	31,116.22	
Bill Pmt -Check	03/20/2020	1030	Daniells Phillips Vaughan & Bock		2,900.00
Total Chase - General Checking				2,334,306.96	1,876,392.88
<b>TOTAL</b>				<b>2,334,306.96</b>	<b>1,876,392.88</b>

**CUYAMA BASIN GSA  
A/R Aging Summary  
As of March 31, 2020**

---

	<u>Current</u>	<u>1 - 30</u>	<u>31 - 60</u>	<u>61 - 90</u>	<u>&gt; 90</u>	<u>TOTAL</u>
Department of Water Resources	0	0	7,897	0	0	7,897
Groundwater Extraction Fees	0	0	-31	2,209	0	2,178
<b>TOTAL</b>	<b>0</b>	<b>0</b>	<b>7,866</b>	<b>2,209</b>	<b>0</b>	<b>10,075</b>

**CUYAMA BASIN GSA**  
**A/P Aging Summary**  
As of March 31, 2020

---

	<u>Current</u>	<u>1 - 30</u>	<u>31 - 60</u>	<u>61 - 90</u>	<u>&gt; 90</u>	<u>TOTAL</u>
HGCPM, Inc.	9,271	0	13,941	0	0	23,213
Klein, DeNatale, Goldner	4,039	0	792	0	0	4,831
Woodard & Curran Inc	14,468	0	85,435	0	0	99,903
<b>TOTAL</b>	<b><u>27,779</u></b>	<b><u>0</u></b>	<b><u>100,168</u></b>	<b><u>0</u></b>	<b><u>0</u></b>	<b><u>127,947</u></b>

**CUYAMA BASIN GSA**  
**Statement of Operations with Budget Variance**  
**July 2019 through March 2020**

	Jul '19 - Mar 20	Budget	\$ Over Budget	% of Budget
<b>Ordinary Income/Expense</b>				
<b>Income</b>				
<b>Direct Public Funds</b>				
<b>Grants</b>	348,827	520,932	-172,105	67%
<b>Groundwater Extraction Fees</b>	571,843	0	571,843	100%
<b>Total Direct Public Funds</b>	920,671	520,932	399,739	177%
<b>Total Income</b>	920,671	520,932	399,739	177%
<b>Cost of Goods Sold</b>				
<b>Program Expenses</b>				
<b>Category/Component 1</b>				
<b>Technical Assistance</b>	22,144	180,000	-157,856	12%
<b>Total Category/Component 1</b>	22,144	180,000	-157,856	12%
<b>Category/Component 2</b>				
<b>Grant Administration</b>	0	14,990	-14,990	0%
<b>Total Category/Component 2</b>	0	14,990	-14,990	0%
<b>Technical Consulting</b>				
<b>GSP Development</b>	198,211	30,030	168,181	660%
<b>GSP Implementation</b>	96,618	74,193	22,425	130%
<b>Stakeholder Engagement</b>	53,671	91,089	-37,418	59%
<b>Outreach</b>	15,147	18,062	-2,915	84%
<b>Management Area Costs</b>	0	19,844	-19,844	0%
<b>Total Technical Consulting</b>	363,648	233,218	130,430	156%
<b>Total Program Expenses</b>	385,792	428,208	-42,416	90%
<b>Total COGS</b>	385,792	428,208	-42,416	90%
<b>Gross Profit</b>	534,879	92,724	442,155	577%
<b>Expense</b>				
<b>General and Administrative</b>				
<b>GSA Executive Director</b>				
<b>GSA BOD Meetings</b>	32,838	71,334	-38,497	46%
<b>Consult Mgmt and GSP Devel</b>	32,575	28,461	4,114	114%
<b>Financial Information Coor</b>	21,888	24,660	-2,773	89%
<b>CBGSA Outreach</b>	2,050	14,448	-12,398	14%
<b>GW Extraction Fee</b>	9,538	60,000	-50,463	16%
<b>Management Area Admin</b>	0	6,000	-6,000	0%
<b>Travel and Direct Costs</b>	2,206	956	1,250	231%
<b>Total GSA Executive Director</b>	101,093	205,859	-104,766	49%
<b>Other Administrative</b>				
<b>Auditing/Accounting Fees</b>	9,900	16,000	-6,100	62%
<b>Grant Proposals</b>	40,007	40,000	7	100%
<b>Bank Service Fees</b>	475	0	475	100%
<b>General Liability Insurance</b>	0	11,000	-11,000	0%
<b>Legal</b>	31,362	45,000	-13,638	70%
<b>Other Admin Expense</b>	100	200	-100	50%
<b>Contingency</b>	0	20,000	-20,000	0%
<b>Total Other Administrative</b>	81,844	132,200	-50,356	62%
<b>Total General and Administrative</b>	182,937	338,059	-155,122	54%
<b>Total Expense</b>	182,937	338,059	-155,122	54%
<b>Net Ordinary Income</b>	351,942	-245,335	597,277	-143%
<b>Net Income</b>	351,942	-245,335	597,277	-143%

**CUYAMA BASIN GSA**  
**2019/2020 Operating Budget**  
 July 2019 through June 2020

	Jul '19 - Jun 20
<b>Ordinary Income/Expense</b>	
<b>Income</b>	
<b>Direct Public Funds</b>	
Grants	520,932
<b>Total Direct Public Funds</b>	520,932
<b>Total Income</b>	520,932
<b>Cost of Goods Sold</b>	
<b>Program Expenses</b>	
<b>Category/Component 1</b>	
Technical Assistance	180,000
<b>Total Category/Component 1</b>	180,000
<b>Category/Component 2</b>	
Grant Administration	14,990
<b>Total Category/Component 2</b>	14,990
<b>Technical Consulting</b>	
GSP Development	30,030
GSP Implementation	197,724
Stakeholder Engagement	123,822
Outreach	25,802
Management Area Costs	49,608
<b>Total Technical Consulting</b>	426,986
<b>Total Program Expenses</b>	621,976
<b>Total COGS</b>	621,976
<b>Gross Profit</b>	-101,044
<b>Expense</b>	
<b>General and Administrative</b>	
<b>GSA Executive Director</b>	
GSA BOD Meetings	79,314
Consult Mgmt and GSP Devel	45,801
Financial Information Coor	32,790
CBGSA Outreach	18,738
GW Extraction Fee	60,000
Management Area Admin	15,000
Travel and Direct Costs	1,118
<b>Total GSA Executive Director</b>	252,761
<b>Other Administrative</b>	
Auditing/Accounting Fees	16,000
Grant Proposals	40,000
General Liability Insurance	11,000
Legal	60,000
Other Admin Expense	200
Contingency	20,000
<b>Total Other Administrative</b>	147,200
<b>Total General and Administrative</b>	399,961
<b>Total Expense</b>	399,961
<b>Net Ordinary Income</b>	-501,005
<b>Net Income</b>	-501,005





TO: Board of Directors  
Agenda Item No. 9f

FROM: Taylor Blakslee, Hallmark Group

DATE: May 6, 2020

SUBJECT: Payment of Bills

**Issue**

Consider approving the payment of bills for February 2020 and March 2020.

**Recommended Motion**

Approve payment of the bills through the months of February 2020 and March 2020 in the amount of \$127,946.51.

**Discussion**

Consultant invoices for the months of February 2020 and March 2020 are provided as Attachment 1.



## INVOICE

To: **Cuyama Basin GSA**  
c/o Jim Beck  
4900 California Avenue, Ste B  
Bakersfield, CA 93309

Please Remit To: **Hallmark Group**  
500 Capitol Mall, Ste 2350  
Sacramento, CA 95814  
P: (916) 923-1500

Invoice No.: 2020-CBGSA-02  
Task Orders: CB-HG-004/CB-HG-005  
Agreement No. 201709-CB-001  
Date: February 29, 2020

For professional services rendered for the month of February 2020:

Task Order	Sub Task	Task Description	Billing Classification	Hours	Rate	Amount
CB-HG-005	1	GSA Board of Directors and Advisory Committee Meetings	Executive Director	3.50	\$ 250.00	\$ 875.00
			Project Coordinator/Admin	31.00	\$ 100.00	\$ 3,100.00
<b>Total Sub Task 1 Labor</b>						<b>\$ 3,975.00</b>
CB-HG-005	2	Consultant Management and GSP Development	Executive Director	6.25	\$ 250.00	\$ 1,562.50
			Project Coordinator/Admin	17.25	\$ 100.00	\$ 1,725.00
<b>Total Sub Task 2 Labor</b>						<b>\$ 3,287.50</b>
CB-HG-005	3	Financial Information Coordination	Executive Director	0.00	\$ 250.00	\$ -
			Project Controls	15.25	\$ 200.00	\$ 3,050.00
			Project Coordinator/Admin	5.50	\$ 100.00	\$ 550.00
<b>Total Sub Task 3 Labor</b>						<b>\$ 3,600.00</b>
CB-HG-005	4	CBGSA Outreach	Executive Director	0.00	\$ 250.00	\$ -
			Project Coordinator/Admin	2.50	\$ 100.00	\$ 250.00
<b>Total Sub Task 4 Labor</b>						<b>\$ 250.00</b>
<b>Total Task CB-HG-005 Labor</b>						<b>\$ 11,112.50</b>
CB-HG-004		Groundwater Extraction Fee Assessment	Executive Director	2.75	\$ 250.00	\$ 687.50
			Project Coordinator/Admin	19.25	\$ 100.00	\$ 1,925.00
<b>Total Task CB-HG-004 Labor</b>						<b>\$ 2,612.50</b>
<b>Total Labor</b>						<b>\$ 13,725.00</b>
						Travel
						Conference Calls
						Printing Costs
						\$ -
						\$ 205.92
						\$ -
<b>SubTotal Travel and Other Direct Costs</b>						<b>\$ 205.92</b>
						ODC Mark Up
						5%
						\$ 10.30
<b>Total Travel and Other Direct Costs</b>						<b>\$ 216.22</b>
<b>TOTAL AMOUNT DUE FOR THIS INVOICE</b>						<b>\$ 13,941.22</b>

Task Order	Original Totals	Amendment(s)	Total Committed	Previously Billed	Current Billing	Remaining Balance
CB-HG-005	\$ 82,228.00	\$ -	\$ 82,228.00	\$ -	\$ 11,112.50	\$ 71,115.50
CB-HG-004	\$ 22,500.00	\$ -	\$ 22,500.00	\$ 5,725.00	\$ 2,612.50	\$ 14,162.50
Travel and ODC	\$ -	\$ -	\$ -	\$ -	\$ 216.22	\$ (216.22)
<b>Total</b>	<b>\$ 104,728.00</b>	<b>\$ -</b>	<b>\$ 104,728.00</b>	<b>\$ 5,725.00</b>	<b>\$ 13,941.22</b>	<b>\$ 85,061.78</b>

# CUYAMA BASIN GROUNDWATER SUSTAINABILITY AGENCY

## PROGRESS REPORT FOR TASK ORDER CB-HG-004 & CB-HG-005

<b>Client Name:</b>	Cuyama Basin Groundwater Sustainability Agency	<b>Agreement Number:</b>	201709-CB-001
<b>Company Name:</b>	HGCPM, Inc. DBA The Hallmark Group	<b>Address:</b>	500 Capitol Mall, Suite 2350 Sacramento, CA 95814
<b>Task Order Number:</b>	CB-HG-004 & CB-HG-005	<b>Report Period:</b>	February 1-29, 2020
<b>Progress Report Number:</b>	14	<b>Project Manager:</b>	Jim Beck
<b>Invoice Number:</b>	2020-CBGSA-02	<b>Invoice Date:</b>	February 29, 2020

## SUMMARY OF WORK PERFORMED

### Task Order 5

#### **Task 1: Board and Standing Advisory Committee Meeting Facilitation**

- Facilitated Cuyama Basin Groundwater Sustainability Agency (CBGSA) Standing Advisory Committee (SAC) meeting on February 27, 2020.
- Reviewed SAC agenda with SAC Chair, SAC Vice Chair, and legal counsel on February 19, 2020.
- Correspondence regarding CBGSA meeting schedule.

#### **Task 2: GSP Consultant Management and GSP Development**

- Prepared for, met with, and facilitated CBGSA Program Management Team (PMT) on a bi-weekly basis to discuss GSP section progress and outreach.
- Facilitated Annual Report Ad hoc meeting on February 18, 2020.
- Facilitated DWR TSS ad hoc meeting on February 26, 2020.
- Correspondence regarding management area questions with Cuyama stakeholders.
- Reviewed and edited annual report.
- Discussed evapotranspiration crop factor issue with J. Hughes.
- Discussed the California Department of Water Resources (DWR) Technical Support Services (TSS) location issue with B. DeBranch and B. Van Lienden.

#### **Task 3: Financial Management**

- Reviewed financial audit and correspondence with auditor.
- Processed groundwater extraction fee forms and payments.
- Reviewed cash flow and reimbursement.
- Billing, accounting and administration.

#### **Task 4: Stakeholder Outreach Facilitation**

- Updated CBGSA public stakeholder contact list.
- Discussed outreach and newsletter with Catalyst Group.
- Facilitated interview with Santa Barbara independent reporter.

#### **Task Order 4**

##### **Task 1: Development of Groundwater Extraction Fee**

- Discussed Groundwater Extraction Fee status and strategy for resolution with D. Yurosek and J. Hughes on February 6, 2020.
- Facilitated Groundwater Extraction Fee ad hoc meeting on February 21, 2020.
- Reconciled groundwater extraction fee addresses and assessor parcel numbers for reporting.
- Developed and discussed Groundwater Extraction Fee memo with D. Yurosek and J. Hughes.
- Correspondence with landowners via email and phone regarding Groundwater Extraction fee inquiries.

#### **DELIVERABLES AND COMPLETED TASKS**

- Correspondence with landowners regarding Groundwater Extraction fees.
- Facilitated February 27, 2020 CBGSA SAC meeting.

#### **PLANNED OBJECTIVES FOR NEXT REPORTING PERIOD**

- Prepare for and attend March 4, 2020 Board meeting.
- Attend bi-weekly CBGSA program management team meetings.

#### **SIGNIFICANT ISSUES OR CHALLENGES (IF ANY) AND POTENTIAL RESOLUTIONS**

- N/A



Invoice Date: 3/1/2020

Total: \$563.60

Statement# 43188 Customer# 3122729

HGCPM, Inc. - Formerly Advance Education  
1901 Royal Oaks Dr  
STE 200  
Sacramento, CA 95815 -4235

Remit to:  
Great America Networks Conferencing  
1441 Branding Ave  
Suite 200  
Downers Grove, IL 60515 0000

CALL US  
1-877-438-4261

## Summary

Balance Information	
Previous Balance	798.44
Payments Received - Thank you!	(814.91)
Balance Forward	(16.47)
New Charges	
New Usage Charges	478.60
Recurring Charges	0.00
Taxes and Surcharges	101.47
Total New Charges	580.07
Total Amount Due	563.60

## Payments

Description	Date	Amount
Payment Received, Thank you!	02/13/20	(814.91)
Subtotal		(\$814.91)

## Taxes and Surcharges

Federal Universal Service Fund	101.47
Subtotal	\$101.47

## Management Reports

Usage by Category			
Description	Calls	Minutes	Charge
Usage - Conference Calling	187	9,572.00	478.60
	187.00	9,572.00	478.60

Long Distance By Line			
TN	Calls	Mins	Charge
	187	9,572.00	478.60
	187	9,572.00	478.60

## Toll-free Usage

Cuyama BDSAC Conference ID: 5116877

#	Date	Time	Other	Location	Mins	Amt
1	02/18/20	10:27A	6613337091	Host	69.00	3.45
2	02/18/20	10:28A	6614773385	Host	69.00	3.45
3	02/18/20	10:29A	8056542040	Host	67.00	3.35
4	02/18/20	10:29A	8313854177	Host	67.00	3.35
5	02/18/20	10:30A	6613302610	Host	65.00	3.25
6	02/18/20	10:31A	9169998777	Host	67.00	3.35
7	02/18/20	10:31A	9169998780	Host	65.00	3.25
8	02/18/20	10:32A	8056377711	Host	64.00	3.20
9	02/18/20	10:36A	8056814200	Host	60.00	3.00
10	02/18/20	11:36A	6613337091	Host	1.00	.05
Subtotal			594.00			29.70

Cuyama BDSAC Conference ID: 5119643

#	Date	Time	Other	Location	Mins	Amt
1	02/19/20	04:30P	6614773385	Host	31.00	1.55
2	02/19/20	04:31P	6613337091	Host	30.00	1.50
3	02/19/20	04:31P	8318182451	Host	31.00	1.55
4	02/19/20	04:35P	8058867239	Host	26.00	1.30
Subtotal			118.00			5.90

Cuyama BDSAC Conference ID: 5119706

#	Date	Time	Other	Location	Mins	Amt
1	02/19/20	05:01P	6613337091	Host	65.00	3.25
2	02/19/20	05:01P	6614773385	Host	65.00	3.25
3	02/19/20	05:03P	9169998777	Host	52.00	2.60
4	02/19/20	05:04P	6613951000	Host	62.00	3.10
Subtotal			244.00			12.20

Cuyama BDSAC Conference ID: 5121315

#	Date	Time	Other	Location	Mins	Amt
1	02/20/20	03:57P	6613337091	Host	60.00	3.00
2	02/20/20	04:02P	9169998777	Host	55.00	2.75
3	02/20/20	04:03P	6614773385	Host	54.00	2.70
Subtotal			169.00			8.45

Cuyama BDSAC Conference ID: 5128921

#	Date	Time	Other	Location	Mins	Amt
---	------	------	-------	----------	------	-----

1	02/27/20	05:55P	8188828503	Participant	115.00	5.75
2	02/27/20	05:56P	8184814388	Host	152.00	7.60
3	02/27/20	05:59P	4157938420	Host	148.00	7.40
4	02/27/20	06:00P	6617662369	Host	154.00	7.70
5	02/27/20	06:00P	9169998777	Host	153.00	7.65
6	02/27/20	06:01P	6613337091	Participant	153.00	7.65
7	02/27/20	06:04P	8057815275	Host	89.00	4.45
8	02/27/20	06:26P	6613302610	Host	127.00	6.35
Subtotal					1,091.00	54.55

## Cuyama GSA Conference ID: 5105610

#	Date	Time	Other	Location	Mins	Amt
1	02/06/20	10:26A	6613337091	Host	38.00	1.90
2	02/06/20	10:28A	6613302610	Host	36.00	1.80
3	02/06/20	10:29A	6614773385	Host	35.00	1.75
4	02/06/20	10:30A	6613196477	Host	34.00	1.70
Subtotal					143.00	7.15

## Cuyama GSA Conference ID: 5115182

#	Date	Time	Other	Location	Mins	Amt
1	02/14/20	12:01P	6614773385	Host	127.00	6.35
2	02/14/20	12:02P	9169998777	Host	126.00	6.30
Subtotal					253.00	12.65

## Cuyama GSA Conference ID: 5122369

#	Date	Time	Other	Location	Mins	Amt
1	02/21/20	12:58P	6618455256	Host	89.00	4.45
2	02/21/20	12:58P	8313854177	Host	89.00	4.45
3	02/21/20	12:59P	6613337091	Host	88.00	4.40
4	02/21/20	01:00P	6613951000	Host	86.00	4.30
5	02/21/20	01:00P	6614773385	Host	87.00	4.35
6	02/21/20	01:01P	8056160470	Host	85.00	4.25
7	02/21/20	01:01P	8056542040	Host	85.00	4.25
8	02/21/20	01:01P	8056802226	Host	86.00	4.30
Subtotal					695.00	34.75

## Cuyama GSA Conference ID: 5127226

#	Date	Time	Other	Location	Mins	Amt
1	02/26/20	03:29P	6613302610	Host	19.00	.95
2	02/26/20	03:29P	6614773385	Host	19.00	.95
3	02/26/20	03:29P	8058867239	Host	19.00	.95
4	02/26/20	03:31P	9169998777	Host	17.00	.85
5	02/26/20	03:32P	6615564542	Host	17.00	.85
Subtotal					91.00	4.55

## A Cuyama Charges:

6-Feb	\$7.15
14-Feb	\$12.65
18-Feb	\$29.70
19-Feb	\$5.90
19-Feb	\$12.20
20-Feb	\$8.45
21-Feb	\$34.75
26-Feb	\$4.55
27-Feb	\$54.55

---

B	Subtotal	\$169.90
C	Total Conf Line Charge	\$478.60
D	Total Taxes and Surcharges	\$101.47
E	Tax and Surcharges Rate (D/C)	21.2%
F	Tax and Surcharges Incurred by Cuyama (B*E)	\$36.02
G	Total Cuyama Charge (B+F)	<b>\$205.92</b>

**KLEIN, DENATALE, GOLDNER  
COOPER, ROSENLIEB & KIMBALL, LLP**

88

4550 CALIFORNIA AVENUE  
SECOND FLOOR  
BAKERSFIELD, CA 93309

MAILING ADDRESS:  
P.O. BOX 11172  
BAKERSFIELD, CA 93389-1172  
**(661) 395-1000**  
FAX (661) 326-0418  
E-MAIL accounting@kleinlaw.com

CUYAMA BASIN GROUNDWATER SUSTAINABILITY AGENCY  
C/O HALLMARK GROUP  
\*\*\*\*\*EMAIL INVOICES\*\*\*\*\*

February 28, 2020  
**Bill No. 22930-001-155214**  
JDH

Statement for Period through February 19, 2020

Re: 22930 - CUYAMA BASIN GROUNDWATER SUSTAINABILITY AGENCY  
001 GENERAL BUSINESS

Date	Services	Hours	Amount
01/30/20 JDH	TELEPHONE CONFERENCE WITH T. BLAKSLEE REGARDING EXTRACTION FEE.	0.50	135.00
02/06/20 JDH	TELEPHONE CONFERENCE WITH J. BECK, T. BLAKSLEE, AND D. YUROSEK REGARDING EXTRACTION FEE.	0.40	108.00
02/10/20 JDH	REVIEWED AND REVISED DRAFT MEMO REGARDING EXTRACTION FEE.	0.40	108.00
02/14/20 AND	RESEARCHED CALIFORNIA WATER CODE REGARDING FINANCIAL AUTHORITY OF GROUNDWATER SUSTAINABILITY AGENCY.	0.50	75.00
02/18/20 AND	RESEARCHED CALIFORNIA WATER CODE SECTION 10730 AND SECTION 10730.2.	1.00	150.00
02/19/20 JDH	TELEPHONE CONFERENCE WITH J. BECK, T. BLAKSLEE AND B. Van LIENDEN REGARDING EXTRACTION FEE AD HOC COMMITTEE MEETING.	0.80	216.00
		<b>Rate</b>	<b>Hours</b>
AND	DOMINGUEZ, ALEX	150.00	1.50
JDH	HUGHES, JOSEPH	270.00	2.10
<b>Total Fees</b>			<b>\$792.00</b>

**Current Charges** \$792.00

Prior Statement Balance 8,643.80

Payments/Adjustments Since Last Bill -2,511.00

**Pay This Amount** \$6,924.80

**PAYMENT DUE UPON RECEIPT**  
PLEASE REFER TO BILL NUMBER LOCATED BENEATH STATEMENT DATE WHEN SUBMITTING PAYMENT  
TO ENSURE PROPER CREDIT.  
A FINANCE CHARGE OF 1 1/2% PER MONTH (18% ANNUALLY) WILL BE CHARGED ON ALL BALANCES OVER 30 DAYS.  
**FEDERAL I.D. NO. 95-2298220**



**KLEIN, DENATALE, GOLDNER,  
COOPER, ROSENLIEB & KIMBALL, LLP**

89

**Bill No. 22930-001-155214**  
Client Ref: 22930 - 001

**February 28, 2020**

**Page 2**

---

---

Any Payments Received After February 28, 2020 Will Appear on Your Next Statement

**PAYMENT DUE UPON RECEIPT**  
PLEASE REFER TO BILL NUMBER LOCATED BENEATH STATEMENT DATE WHEN SUBMITTING PAYMENT  
TO ENSURE PROPER CREDIT.  
A FINANCE CHARGE OF 1 1/2% PER MONTH (18% ANNUALLY) WILL BE CHARGED ON ALL BALANCES OVER 30 DAYS.  
**FEDERAL I.D. NO. 95-2298220**



COMMITMENT & INTEGRITY  
DRIVE RESULTS

Remit to:  
PO Box 55008  
Boston, MA 02205-5008

T 800.426.4262  
T 207.774.2112  
F 207.774.6635

INVOICE  
90

TD BANK  
Electronic Transfer:  
⑆211274450 ⑆ 2427662596⑆

Jim Beck  
Executive Director  
Cuyama Basin Groundwater Sustainability  
Agency  
c/o Hallmark Group  
1901 Royal Oaks Drive, Suite 200  
Sacramento, CA 95815

March 31, 2020  
Project No: 0011078.01  
Invoice No: 174674

Project 0011078.01 CUYAMA GSP

**Professional Services for the period ending February 28, 2020**

Phase 012 GW Monitoring Well Network Expansion (Cat 1 – Task 1)

**Professional Personnel**

	Hours	Rate	Amount	
Planner 2				
Eggleton, Charles	7.50	192.00	1,440.00	
Totals	7.50		1,440.00	
<b>Labor Total</b>				<b>1,440.00</b>

**Consultant**

Sub - Engineering				
2/28/2020	GROUND WATER SOLUTIONS, INC.	GSI Inv #0747.002-6	1,744.50	
<b>Consultant Total</b>		<b>1.1 times</b>	<b>1,744.50</b>	<b>1,918.95</b>
			<b>Total this Phase</b>	<b>\$3,358.95</b>

Phase 014 Surface Water Monitoring Program (Cat 1 – Task 3)

**Professional Personnel**

	Hours	Rate	Amount	
Project Manager 2				
Ayres, John	9.00	273.00	2,457.00	
Totals	9.00		2,457.00	
<b>Labor Total</b>				<b>2,457.00</b>
			<b>Total this Phase</b>	<b>\$2,457.00</b>

Phase 017 Stakeholder/Board Engagement

**Professional Personnel**

	Hours	Rate	Amount	
Planner 2				
Eggleton, Charles	18.00	192.00	3,456.00	
Project Manager 2				
Van Lienden, Brian	23.00	273.00	6,279.00	
Totals	41.00		9,735.00	
<b>Labor Total</b>				<b>9,735.00</b>
			<b>Total this Phase</b>	<b>\$9,735.00</b>

Project	0011078.01	CUYAMA GSP	Invoice	174674
---------	------------	------------	---------	--------

Phase 023 2020 Outreach

#### Professional Personnel

	Hours	Rate	Amount	
Graphic Artist				
Fox, Adam	1.75	121.00	211.75	
Project Manager 2				
Van Lienden, Brian	3.00	273.00	819.00	
Totals	4.75		1,030.75	
<b>Labor Total</b>				<b>1,030.75</b>

#### Consultant

Sub - Consultant Miscellaneous				
2/28/2020 CATALYST		Catalyst Inv #473	371.25	
<b>Consultant Total</b>			<b>371.25</b>	<b>408.38</b>
			<b>1.1 times</b>	
				<b>Total this Phase</b>
				<b>\$1,439.13</b>

Phase 024 2020 Support to DWR Technical Support

#### Professional Personnel

	Hours	Rate	Amount	
Project Manager 2				
Van Lienden, Brian	16.50	273.00	4,504.50	
Totals	16.50		4,504.50	
<b>Labor Total</b>				<b>4,504.50</b>

#### Reimbursable

Vehicle Expenses				
12/26/2019 Eggleton, Charles		Cuyama TSS Well Site assessment	354.96	
<b>Reimbursable Total</b>			<b>354.96</b>	<b>390.46</b>
			<b>1.1 times</b>	
				<b>Total this Phase</b>
				<b>\$4,894.96</b>

Phase 025 2020 GSP Implementation Support

#### Professional Personnel

	Hours	Rate	Amount	
Eggleton, Charles	3.50		0.00	
Engineer 3				
Ceyhan, Mahmut	9.75	217.00	2,115.75	
Planner 2				
Eggleton, Charles	48.25	192.00	9,264.00	
Kidson, Jennifer	2.25	192.00	432.00	
Software Engineer 1				
Rutaganira, Thierry	11.00	151.00	1,661.00	
Project Manager 2				
Ayres, John	22.00	273.00	6,006.00	
Van Lienden, Brian	11.00	273.00	3,003.00	
Senior Project Assistant				
Hughart, Desiree	3.50	132.00	462.00	
Totals	111.25		22,943.75	
<b>Labor Total</b>				<b>22,943.75</b>

**Total this Phase**                    **\$22,943.75**

**Total this Invoice**                    **\$44,828.79**

**Outstanding Invoices**

<b>Number</b>	<b>Date</b>	<b>Balance</b>
173403	2/26/2020	40,605.85
<b>Total</b>		<b>40,605.85</b>

	<b>Current Fee</b>	<b>Previous Fee</b>	<b>Total</b>
<b>Project Summary</b>	<b>44,828.79</b>	<b>2,301,519.29</b>	<b>2,346,348.08</b>

Approved by:  \_\_\_\_\_

Brian Van Lienden  
Project Manager  
Woodard & Curran



## Progress Report

---

### Cuyama Basin Groundwater Sustainability Plan Development

**Subject:** February 2020 Progress Report

Jim Beck, Executive Director,

**Prepared for:** Cuyama Basin Groundwater Sustainability Agency (CBGSA)

**Prepared by:** Brian Van Lienden, Woodard & Curran

**Reviewed by:** Lyndel Melton, Woodard & Curran

**Date:** March 31, 2020

**Project No.:** 0011078.01

---

This progress report summarizes the work performed and project status for the period of February 1, 2020 through February 28, 2020 on the Cuyama Basin Groundwater Sustainability Plan Development project. The work associated with this invoice was performed in accordance with our Consulting Services Agreement dated December 6, 2017, and with Task Order 5, issued by the CBGSA on June 6, 2018, Task Order 6, issued by the CBGSA on August 7, 2019, and Task Order 7, issued by the CBGSA on December 4, 2019. Note that Task Orders 1, 2, 3 and 4 were already 100% spent as of the beginning of this reporting period.

The progress report contains the following sections:

1. Work Performed
2. Budget Status
3. Schedule Status
4. Outstanding Issues to be Coordinated

## 1 Work Performed

A summary of work performed on the project during the current reporting period is provided in Tables 1, 2, 3 and 4 below. Table 1 shows work performed under Task Orders 2 and 4, which include tasks identified in the Category 2 grant from the California Department of Water Resources (DWR). Table 2 shows work performed under Task Orders 3 and 5, which includes tasks identified in the Category 1 grant from DWR. Table 3 shows work performed under Task Order 6. Table 4 shows work under Task Order 7.

**Table 1: Summary of Task/Deliverables Status for Category 2 Tasks (Task Orders 2 and 4)**

<b>Task</b>	<b>Work Completed During the Reporting Period</b>	<b>Percent Complete</b>	<b>Work Scheduled for Next Period</b>
<b>Task 1: Initiate Work Plan for GSP and Stakeholder Engagement Strategy Development</b>	<ul style="list-style-type: none"> <li>Task 1 is completed; no work was undertaken on this task during this reporting period</li> </ul>	100%	<ul style="list-style-type: none"> <li>Task 1 is completed; no further work is anticipated</li> </ul>
<b>Task 2: Data Management System, Data Collection and Analysis, and Plan Review</b>	<ul style="list-style-type: none"> <li>Task 2 is completed; no work was undertaken on this task during this reporting period</li> </ul>	100%	<ul style="list-style-type: none"> <li>Task 2 is completed; no further work is anticipated</li> </ul>
<b>Task 3: Description of the Plan Area, Hydrogeologic Conceptual Model, and Groundwater Conditions</b>	<ul style="list-style-type: none"> <li>Task 3 is completed; no work was undertaken on this task during this reporting period</li> </ul>	100%	<ul style="list-style-type: none"> <li>Task 3 is completed; no further work is anticipated</li> </ul>
<b>Task 4: Basin Model and Water Budget</b>	<ul style="list-style-type: none"> <li>Task 4 is completed; no work was undertaken on this task during this reporting period</li> </ul>	100%	<ul style="list-style-type: none"> <li>Task 4 is completed; no further work is anticipated</li> </ul>
<b>Task 5: Establish Basin Sustainability Criteria</b>	<ul style="list-style-type: none"> <li>Task 5 is completed; no work was undertaken on this task during this reporting period</li> </ul>	100%	<ul style="list-style-type: none"> <li>Task 5 is completed; no further work is anticipated</li> </ul>
<b>Task 6. Monitoring Networks</b>	<ul style="list-style-type: none"> <li>Task 6 is completed; no work was undertaken on this task during this reporting period</li> </ul>	100%	<ul style="list-style-type: none"> <li>Task 6 is completed; no further work is anticipated</li> </ul>
<b>Task 7: Projects and Actions for Sustainability Goals</b>	<ul style="list-style-type: none"> <li>Task 7 is completed; no work was undertaken on this task during this reporting period</li> </ul>	100%	<ul style="list-style-type: none"> <li>Task 7 is completed; no further work is anticipated</li> </ul>
<b>Task 8. GSP Implementation</b>	<ul style="list-style-type: none"> <li>Task 8 is completed; no work was undertaken on this task during this reporting period</li> </ul>	100%	<ul style="list-style-type: none"> <li>Task 8 is completed; no further work is anticipated</li> </ul>

Task	Work Completed During the Reporting Period	Percent Complete	Work Scheduled for Next Period
<b>Task 9. GSP Development</b>	<ul style="list-style-type: none"> <li>Task 9 is completed; no work was undertaken on this task during this reporting period</li> </ul>	100%	<ul style="list-style-type: none"> <li>Task 9 is completed; no further work is anticipated; additional work to complete the GSP will be performed under Task 16</li> </ul>
<b>Task 10: Education, Outreach and Communication</b>	<ul style="list-style-type: none"> <li>Task 10 is completed; no work was undertaken on this task during this reporting period</li> </ul>	100%	<ul style="list-style-type: none"> <li>Task 10 is completed; no further work is anticipated; additional outreach and communication work will be performed under Tasks 17 and 18</li> </ul>
<b>Task 11: Project Management</b>	<ul style="list-style-type: none"> <li>Task 11 is completed; no work was undertaken on this task during this reporting period</li> </ul>	100%	<ul style="list-style-type: none"> <li>Task 11 is completed; no further work is anticipated. Further project management activities will be covered in Tasks 15 and 16.</li> </ul>

Table 2: Summary of Task/Deliverables Status for Category 1 Tasks (Task Orders 3 and 5)

Task	Work Completed During the Reporting Period	Percent Complete	Work Scheduled for Next Period
<b>Task 12: Groundwater Monitoring Well Network Expansion</b>	<ul style="list-style-type: none"> <li>Worked on developing CEQA documentation for sensor installation</li> </ul>	79%	<ul style="list-style-type: none"> <li>Once partners have been identified, work will commence to perform the field work required to install the data sensors</li> </ul>
<b>Task 13: Evapotranspiration Evaluation for Cuyama Basin Region</b>	<ul style="list-style-type: none"> <li>No work was performed on Task 13 during this period.</li> </ul>	100%	<ul style="list-style-type: none"> <li>Task 13 is completed; no further work is anticipated</li> </ul>
<b>Task 14: Surface Water Monitoring Program</b>	<ul style="list-style-type: none"> <li>Worked on developing CEQA documentation for stream gage installation</li> </ul>	53%	<ul style="list-style-type: none"> <li>Will finalize CEQA documentation for stream gage installation</li> </ul>
<b>Task 15: Category 1 Project Management</b>	<ul style="list-style-type: none"> <li>Ongoing project management and grant administration activities</li> </ul>	94%	<ul style="list-style-type: none"> <li>Ongoing project management and grant administration activities</li> </ul>

**Table 3: Summary of Task/Deliverables Status for Task Order 6**

<b>Task</b>	<b>Work Completed During the Reporting Period</b>	<b>Percent Complete</b>	<b>Work Scheduled for Next Period</b>
<b>Task 16: Finalize GSP Development</b>	<ul style="list-style-type: none"> <li>The GSP was finalized and submitted to DWR</li> </ul>	100%	<ul style="list-style-type: none"> <li>Task 16 is completed; no further work is anticipated</li> </ul>
<b>Task 17: Stakeholder &amp; Board Engagement</b>	<ul style="list-style-type: none"> <li>Participation in ad-hoc calls</li> <li>Prepare presentation materials for March CBGSA Board meeting</li> </ul>	90%	<ul style="list-style-type: none"> <li>Preparation for and participation in upcoming CBGSA SAC/Board meetings and ad-hoc calls</li> </ul>
<b>Task 18: Outreach Support</b>	<ul style="list-style-type: none"> <li>Task 18 is completed; no work was undertaken on this task during this reporting period</li> </ul>	100%	<ul style="list-style-type: none"> <li>Task 18 is completed; no further work is anticipated. Further outreach support will be performed under Task 23</li> </ul>
<b>Task 19: Support for DWR Technical Support Services</b>	<ul style="list-style-type: none"> <li>Task 19 is completed; no work was undertaken on this task during this reporting period</li> </ul>	100%	<ul style="list-style-type: none"> <li>Task 19 is completed; no further work is anticipated. Further outreach support will be performed under Task 24</li> </ul>
<b>Task 20: Prepare SGM Planning Grant Application</b>	<ul style="list-style-type: none"> <li>Task 20 is completed; no work was undertaken on this task during this reporting period</li> </ul>	100%	<ul style="list-style-type: none"> <li>Task 20 is completed; no further work is anticipated</li> </ul>
<b>Task 21: Development of a CBGSA Fee Structure</b>	<ul style="list-style-type: none"> <li>No work was performed on Task 21 during this period.</li> </ul>	0%	<ul style="list-style-type: none"> <li>Provide support as needed</li> </ul>



**Table 4: Summary of Task/Deliverables Status for Task Order 7**

<b>Task</b>	<b>Work Completed During the Reporting Period</b>	<b>Percent Complete</b>	<b>Work Scheduled for Next Period</b>
<b>Task 22: Stakeholder &amp; Board Engagement</b>	<ul style="list-style-type: none"> <li>No work was performed on Task 22 during this period.</li> </ul>	0%	<ul style="list-style-type: none"> <li>No work is anticipated on this task until the budget for Task 17 is exhausted.</li> </ul>
<b>Task 23: Outreach Support</b>	<ul style="list-style-type: none"> <li>Ongoing stakeholder outreach activities related to GSP completion</li> </ul>	15%	<ul style="list-style-type: none"> <li>Ongoing stakeholder outreach activities related to GSP completion and implementation</li> </ul>
<b>Task 24: Support for DWR Technical Support Services</b>	<ul style="list-style-type: none"> <li>Updated draft site-specific applications</li> <li>Ongoing coordination activities</li> </ul>	55%	<ul style="list-style-type: none"> <li>Finalize site specific applications and submit to DWR</li> <li>Ongoing coordination activities</li> </ul>
<b>Task 25: Cuyama Basin GSP Implementation Support</b>	<ul style="list-style-type: none"> <li>Developed revised draft Annual Report and provided to Board for review</li> <li>Developed draft plan for monitoring well implementation for discussion at March Board meeting</li> <li>Program management and grant administration</li> </ul>	40%	<ul style="list-style-type: none"> <li>Ongoing program management and grant administration</li> <li>Prepare final version of Annual Report and submit to DWR</li> <li>Refine plan for monitoring network implementation</li> </ul>
<b>Task 26: Development of Management Area Policies and Guidelines</b>	<ul style="list-style-type: none"> <li>No work was performed on Task 26 during this period.</li> </ul>	0%	<ul style="list-style-type: none"> <li>Provide support as needed</li> </ul>
<b>Task 27: Support for Determining a Funding Mechanism for FY 20-21</b>	<ul style="list-style-type: none"> <li>No work was performed on Task 27 during this period.</li> </ul>	0%	<ul style="list-style-type: none"> <li>Provide support as needed</li> </ul>

## 2 Budget Status

Table 5 shows the percent spent for each task under Task Order 1. 100% of the available Task Order 1 budget has been expended (\$321,135.00 out of \$321,135).

**Table 5: Budget Status for Task Order 1**

Task	Total Budget	Spent Previously	Spent this Period	Total Spent to Date	Budget Remaining	% Spent to Date
1	\$ 35,768.00	\$ 35,755.53	\$ -	\$ 35,755.53	\$ 12.47	100%
2	\$ 61,413.00	\$ 61,413.00	\$ -	\$ 61,413.00	\$ -	100%
3	\$ 45,766.00	\$ 45,766.00	\$ -	\$ 45,766.00	\$ -	100%
4	\$ 110,724.00	\$ 110,724.00	\$ -	\$ 110,724.00	\$ -	100%
5	\$ -	\$ -	\$ -	\$ -	\$ -	n/a
6	\$ -	\$ -	\$ -	\$ -	\$ -	n/a
7	\$ 12,120.00	\$ 12,120.00	\$ -	\$ 12,120.00	\$ -	100%
8	\$ -	\$ -	\$ -	\$ -	\$ -	n/a
9	\$ -	\$ -	\$ -	\$ -	\$ -	n/a
10	\$ 45,420.00	\$ 45,432.47	\$ -	\$ 45,432.47	\$ (12.47)	100%
11	\$ 9,924.00	\$ 9,924.00	\$ -	\$ 9,924.00	\$ -	100%
<b>Total</b>	<b>\$ 321,135.00</b>	<b>\$ 321,135.00</b>	<b>\$ -</b>	<b>\$ 321,135.00</b>	<b>\$ -</b>	<b>100%</b>

Table 6 shows the percent spent for each task under Task Order 2. 100% of the available Task Order 2 budget has been expended (\$399,469.00 out of \$399,469).

**Table 6: Budget Status for Task Order 2**

Task	Total Budget	Spent Previously	Spent this Period	Total Spent to Date	Budget Remaining	% Spent to Date
1	\$ -	\$ -	\$ -	\$ -	\$ -	n/a
2	\$ 48,457.00	\$ 48,458.00	\$ -	\$ 48,458.00	\$ (1.00)	100%
3	\$ 24,182.00	\$ 24,182.00	\$ -	\$ 24,182.00	\$ -	100%
4	\$ 103,880.00	\$ 103,880.00	\$ -	\$ 103,880.00	\$ -	100%
5	\$ 60,676.00	\$ 60,676.00	\$ -	\$ 60,676.00	\$ -	100%
6	\$ 65,256.00	\$ 65,255.00	\$ -	\$ 65,255.00	\$ 1.00	100%
7	\$ 36,402.00	\$ 36,402.00	\$ -	\$ 36,402.00	\$ -	100%
8	\$ -	\$ -	\$ -	\$ -	\$ -	n/a
9	\$ -	\$ -	\$ -	\$ -	\$ -	n/a
10	\$ 45,420.00	\$ 45,420.00	\$ -	\$ 45,420.00	\$ -	100%
11	\$ 15,196.00	\$ 15,196.00	\$ -	\$ 15,196.00	\$ -	100%
<b>Total</b>	<b>\$ 399,469.00</b>	<b>\$ 399,469.00</b>	<b>\$ -</b>	<b>\$ 399,469.00</b>	<b>\$ -</b>	<b>100%</b>

Table 7 shows the percent spent for each task under Task Order 3. 100% of the available Task Order 3 budget has been expended (\$188,238.00 out of \$188,238).

**Table 7: Budget Status for Task Order 3**

Task	Total Budget	Spent Previously	Spent this Period	Total Spent to Date	Budget Remaining	% Spent to Date
12	\$ 53,244.00	\$ 53,244.00	\$ -	\$ 53,244.00	\$ -	100%
13	\$ 69,706.00	\$ 69,706.00	\$ -	\$ 69,706.00	\$ -	100%
14	\$ 53,342.00	\$ 53,342.00	\$ -	\$ 53,342.00	\$ -	100%
15	\$ 11,946.00	\$ 11,946.00	\$ -	\$ 11,946.00	\$ -	100%
<b>Total</b>	<b>\$ 188,238.00</b>	<b>\$ 188,238.00</b>	<b>\$ -</b>	<b>\$ 188,238.00</b>	<b>\$ -</b>	<b>100%</b>

Table 8 shows the percent spent for each task under Task Order 4. 100% of the available Task Order 4 budget has been expended (\$764,394.14 out of \$764,396).

**Table 8: Budget Status for Task Order 4**

Task	Total Budget	Spent Previously	Amount Invoiced This Month	Total Spent to Date	Budget Remaining	% Spent to Date
1	\$ -	\$ -	\$ -	\$ -	\$ -	n/a
2	\$ 24,780.00	\$ 24,793.50	\$ -	\$ 24,793.50	\$ (13.50)	100%
3	\$ 26,912.00	\$ 26,894.00	\$ -	\$ 26,894.00	\$ 18.00	100%
4	\$ 280,196.00	\$ 280,190.26	\$ -	\$ 280,190.26	\$ 5.74	100%
5	\$ 47,698.00	\$ 47,641.88	\$ -	\$ 47,641.88	\$ 56.12	100%
6	\$ -	\$ -	\$ -	\$ -	\$ -	n/a
7	\$ 117,010.00	\$ 117,009.20	\$ -	\$ 117,009.20	\$ 0.80	100%
8	\$ 69,780.00	\$ 69,831.25	\$ -	\$ 69,831.25	\$ (51.25)	100%
9	\$ 91,132.00	\$ 91,567.49	\$ -	\$ 91,567.49	\$ (435.49)	100%
10	\$ 70,236.00	\$ 69,766.10	\$ -	\$ 69,766.10	\$ 469.90	100%
11	\$ 36,652.00	\$ 36,700.46	\$ -	\$ 36,700.46	\$ (48.46)	100%
<b>Total</b>	<b>\$ 764,396.00</b>	<b>\$ 764,394.14</b>	<b>\$ -</b>	<b>\$ 764,394.14</b>	<b>\$ 1.86</b>	<b>100%</b>

Table 9 shows the percent spent for each task under Task Order 5 as of February 28, 2020. 62% of the available Task Order 5 budget has been expended (\$283,925.37 out of \$459,886).

**Table 9: Budget Status for Task Order 5**

Task	Total Budget	Spent Previously	Spent this Period	Total Spent to Date	Budget Remaining	% Spent to Date
12	\$ 196,208.00	\$ 141,287.48	\$ 3,358.95	\$ 144,646.43	\$ 51,561.57	74%
13	\$ 24,950.00	\$ 24,933.01	\$ -	\$ 24,933.01	\$ 16.99	100%
14	\$ 204,906.00	\$ 80,847.88	\$ 2,457.00	\$ 83,304.88	\$ 121,601.12	41%
15	\$ 33,822.00	\$ 31,041.05	\$ -	\$ 31,041.05	\$ 2,780.95	92%
<b>Total</b>	<b>\$ 459,886.00</b>	<b>\$ 278,109.42</b>	<b>\$ 5,815.95</b>	<b>\$ 283,925.37</b>	<b>\$ 175,960.63</b>	<b>62%</b>

Table 10 shows the percent spent for each task under Task Order 6 as of February 28, 2020. 89% of the available Task Order 6 budget has been expended (\$317,751.74 out of \$357,405).

**Table 10: Budget Status for Task Order 6**

Task	Total Budget	Spent Previously	Spent this Period	Total Spent to Date	Budget Remaining	% Spent to Date
16	\$ 195,658.00	\$ 195,630.29	\$ -	\$ 195,630.29	\$ 27.71	100%
17	\$ 57,406.00	\$ 40,614.04	\$ 9,735.00	\$ 50,349.04	\$ 7,056.96	88%
18	\$ 12,901.00	\$ 12,929.91	\$ -	\$ 12,929.91	\$ (28.91)	100%
19	\$ 18,848.00	\$ 18,835.50	\$ -	\$ 18,835.50	\$ 12.50	100%
20	\$ 40,032.00	\$ 40,007.00	\$ -	\$ 40,007.00	\$ 25.00	100%
21	\$ 32,560.00	\$ -	\$ -	\$ -	\$ 32,560.00	0%
<b>Total</b>	<b>\$ 357,405.00</b>	<b>\$ 308,016.74</b>	<b>\$ 9,735.00</b>	<b>\$ 317,751.74</b>	<b>\$ 39,653.26</b>	<b>89%</b>

Table 11 shows the percent spent for each task under Task Order 7 as of February 28, 2020. 26% of the available Task Order 7 budget has been expended (\$71,434.84 out of \$273,655.00).

**Table 11: Budget Status for Task Order 7**

Task	Total Budget	Spent Previously	Spent this Period	Total Spent to Date	Budget Remaining	% Spent to Date
22	\$ 29,262.00	\$ -	\$ -	\$ -	\$ 29,262.00	0%
23	\$ 12,901.00	\$ 324.50	\$ 1,439.13	\$ 1,763.63	\$ 11,137.38	14%
24	\$ 18,848.00	\$ 5,492.50	\$ 4,894.96	\$ 10,387.46	\$ 8,460.54	55%
25	\$ 160,028.00	\$ 36,340.00	\$ 22,943.75	\$ 59,283.75	\$ 100,744.25	37%
26	\$ 49,608.00	\$ -	\$ -	\$ -	\$ 49,608.00	0%
27	\$ 3,008.00	\$ -	\$ -	\$ -	\$ 3,008.00	0%
<b>Total</b>	<b>\$ 273,655.00</b>	<b>\$ 42,157.00</b>	<b>\$ 29,277.84</b>	<b>\$ 71,434.84</b>	<b>\$ 202,220.17</b>	<b>26%</b>

### 3 Schedule Status

The project is on schedule. Work authorized under Task Orders 1, 2, 3 and 4 are complete.

### 4 Outstanding Issues to be Coordinated

None



INVOICE

To: **Cuyama Basin GSA**  
 c/o Jim Beck  
 4900 California Avenue, Ste B  
 Bakersfield, CA 93309

Please Remit To: **Hallmark Group**  
 500 Capitol Mall, Ste 2350  
 Sacramento, CA 95814  
 P: (916) 923-1500

Invoice No.: 2020-CBGSA-03  
 Task Orders: CB-HG-004/CB-HG-005  
 Agreement No. 201709-CB-001  
 Date: March 31, 2020

For professional services rendered for the month of March 2020:

Task Order	Sub Task	Task Description	Billing Classification	Hours	Rate	Amount	
CB-HG-005	1	GSA Board of Directors and Advisory Committee Meetings	Executive Director	9.75	\$ 250.00	\$ 2,437.50	
			Project Coordinator/Admin	14.00	\$ 100.00	\$ 1,400.00	
<b>Total Sub Task 1 Labor</b>						<b>\$ 3,837.50</b>	
CB-HG-005	2	Consultant Management and GSP Development	Executive Director	1.75	\$ 250.00	\$ 437.50	
			Project Coordinator/Admin	17.75	\$ 100.00	\$ 1,775.00	
<b>Total Sub Task 2 Labor</b>						<b>\$ 2,212.50</b>	
CB-HG-005	3	Financial Information Coordination	Executive Director	0.00	\$ 250.00	\$ -	
			Project Controls	3.25	\$ 200.00	\$ 650.00	
			Project Coordinator/Admin	12.00	\$ 100.00	\$ 1,200.00	
<b>Total Sub Task 3 Labor</b>						<b>\$ 1,850.00</b>	
CB-HG-005	4	CBGSA Outreach	Executive Director	0.00	\$ 250.00	\$ -	
			Project Coordinator/Admin	0.50	\$ 100.00	\$ 50.00	
<b>Total Sub Task 4 Labor</b>						<b>\$ 50.00</b>	
<b>Total Task CB-HG-005 Labor</b>						<b>\$ 7,950.00</b>	
CB-HG-004		Groundwater Extraction Fee Assessment	Executive Director	0.00	\$ 250.00	\$ -	
			Project Coordinator/Admin	12.00	\$ 100.00	\$ 1,200.00	
<b>Total Task CB-HG-004 Labor</b>						<b>\$ 1,200.00</b>	
<b>Total Labor</b>						<b>\$ 9,150.00</b>	
						Travel	\$ -
						Conference Calls	\$ 115.53
						Printing Costs	\$ -
<b>SubTotal Travel and Other Direct Costs</b>						<b>\$ 115.53</b>	
					ODC Mark Up	5%	\$ 5.78
<b>Total Travel and Other Direct Costs</b>						<b>\$ 121.31</b>	
<b>TOTAL AMOUNT DUE FOR THIS INVOICE</b>						<b>\$ 9,271.31</b>	

Task Order	Original Totals	Amendment(s)	Total Committed	Previously Billed	Current Billing	Remaining Balance
CB-HG-005	\$ 82,228.00	\$ -	\$ 82,228.00	\$ 11,112.50	\$ 7,950.00	\$ 63,165.50
CB-HG-004	\$ 22,500.00	\$ -	\$ 22,500.00	\$ 8,337.50	\$ 1,200.00	\$ 12,962.50
Travel and ODC	\$ -	\$ -	\$ -	\$ 216.22	\$ 121.31	\$ (337.52)
<b>Total</b>	<b>\$ 104,728.00</b>	<b>\$ -</b>	<b>\$ 104,728.00</b>	<b>\$ 19,666.22</b>	<b>\$ 9,271.31</b>	<b>\$ 75,790.48</b>

# CUYAMA BASIN GROUNDWATER SUSTAINABILITY AGENCY

## PROGRESS REPORT FOR TASK ORDER CB-HG-004 & CB-HG-005

<b>Client Name:</b>	Cuyama Basin Groundwater Sustainability Agency	<b>Agreement Number:</b>	201709-CB-001
<b>Company Name:</b>	HGCPM, Inc. DBA The Hallmark Group	<b>Address:</b>	500 Capitol Mall, Suite 2350 Sacramento, CA 95814
<b>Task Order Number:</b>	CB-HG-004 & CB-HG-005	<b>Report Period:</b>	March 1-31, 2020
<b>Progress Report Number:</b>	15	<b>Project Manager:</b>	Jim Beck
<b>Invoice Number:</b>	2020-CBGSA-03	<b>Invoice Date:</b>	March 31, 2020

## SUMMARY OF WORK PERFORMED

### Task Order 5

#### **Task 1: Board and Standing Advisory Committee Meeting Facilitation**

- Facilitated Cuyama Basin Groundwater Sustainability Agency (CBGSA) Board of Directors (Board) meeting on March 4, 2020.
- Drafted December 4, 2019 Board and February 27, 2020 CBGSA Standing Advisory Committee (SAC) meeting minutes.
- Facilitated collection of Form 700s.

#### **Task 2: GSP Consultant Management and GSP Development**

- Prepared for, met with, and facilitated CBGSA Program Management Team (PMT) on a bi-weekly basis to discuss GSP section progress and outreach.
- Coordinated evapotranspiration proposal teleconference meeting with Woodard & Curran and LandIQ.
- Coordinated and prepared for budget, Groundwater Extraction Fee, long-term Extraction Fee policy, and monitoring network ad hoc meetings.
- Email correspondence with Board Chair and legal counsel regarding ad hoc meetings.
- Correspondence with the California Department of Water Resources (DWR) regarding satellite imaging.
- Coordinated final locations for DWR Technical Support Services (TSS) application.
- Facilitated monitoring network teleconference meeting with K. Quandt on March 11, 2020.
- Developed monitoring network request for proposals (RFP).

#### **Task 3: Financial Management**

- Researched financial reports and submittal of FY 2018-19 information to California State Controller's Office (SCO).
- Developed budget components for FY 20-21 including coordination with Woodard & Curran.
- Billing, accounting and administration.

#### Task 4: Stakeholder Outreach Facilitation

- Research and discussed media request with Board Chair.

#### Task Order 4

#### Task 1: Development of Groundwater Extraction Fee

- Researched assessor parcel numbers (APNs) with Kern, Santa Barbara, San Luis Obispo, and Ventura counties to assist in classifying the locations of Groundwater Extraction Fee parcels.
- Discussed Groundwater Extraction Fee late notice distribution with MinuteMan Press (mail service), finalized materials for printing and authorized mailing of forms.
- Researched Kern, Santa Barbara, San Luis Obispo, and Ventura counties Geographic Information Systems (GIS).
- Revised Groundwater Extraction Fee stakeholder distribution list.
- Researched evapotranspiration considerations for Groundwater Extraction Fee.

#### DELIVERABLES AND COMPLETED TASKS

- Facilitated March 4, 2020 CBGSA Board meeting.

#### PLANNED OBJECTIVES FOR NEXT REPORTING PERIOD

- Distribute Groundwater Extraction Fee late notice.
- Facilitate budget, Groundwater Extraction Fee, long-term Extraction Fee policy, and monitoring network ad hoc meetings.
- Attend bi-weekly CBGSA program management team meetings.

#### SIGNIFICANT ISSUES OR CHALLENGES (IF ANY) AND POTENTIAL RESOLUTIONS

- N/A





Invoice Date: 4/1/2020  
 Total: \$1,102.04  
 Statement# 43533 Customer# 3122729

HGCPM, Inc. - Formerly Advance Education  
 1901 Royal Oaks Dr  
 STE 200  
 Sacramento, CA 95815 -4235

Remit to:  
 Great America Networks Conferencing  
 1441 Branding Ave  
 Suite 200  
 Downers Grove, IL 60515 0000

CALL US  
 1-877-438-4261

**Summary**

Balance Information	
Previous Balance	563.60
Payments Received - Thank you!	(563.60)
Balance Forward	
New Charges	
New Usage Charges	921.22
Recurring Charges	0.00
Non-recurring Charges	.25
Taxes and Surcharges	180.57
Total New Charges	1,102.04
Total Amount Due	1,102.04

**Payments**

Description	Date	Amount
Payment Received, Thank you!	03/16/20	(563.60)
<b>Subtotal</b>		<b>(\$563.60)</b>

**Non-recurring Charges**

Description	Start	End	Amount
Late Fee	03/31/20	03/31/20	.25
<b>Subtotal</b>			<b>\$.25</b>

**Taxes and Surcharges**

Federal Universal Service Fund	180.57
<b>Subtotal</b>	<b>\$180.57</b>

**Management Reports**

Usage by Category			
Description	Calls	Minutes	Charge
Usage - Conference Calling	326	18,106.00	921.22
	326.00	18,106.00	921.22

Long Distance By Line

TN	Calls	Mins	Charge
	326	18,106.00	921.22
	326	18,106.00	921.22

**Toll-free Usage**

Cuyama BDSAC Conference ID: 5135125

#	Date	Time	Other	Location	Mins	Amt
1	03/04/20	05:52P	8057814109	Participant	167.00	8.35
2	03/04/20	05:55P	6507590535	Participant	164.00	8.20
3	03/04/20	05:55P	6617662369	Host	165.00	8.25
4	03/04/20	05:56P	8184814388	Host	163.00	8.15
5	03/04/20	05:57P	4157938420	Participant	155.00	7.75
6	03/04/20	06:02P	6613302617	Participant	133.00	6.65
7	03/04/20	06:17P	8057220509	Participant	142.00	7.10
<b>Subtotal</b>			1,089.00			54.45

Cuyama GSA Conference ID: 5147906

#	Date	Time	Other	Location	Mins	Amt
1	03/13/20	12:00P	6613337091	Host	1.00	.05
<b>Subtotal</b>			1.00			.05

Cuyama GSA Conference ID: 5148655

#	Date	Time	Other	Location	Mins	Amt
1	03/13/20	04:31P	6614773385	Host	140.00	7.00
2	03/13/20	04:32P	9169998777	Host	139.00	6.95
3	03/13/20	06:26P	9169998780	Host	4.00	.20
4	03/13/20	06:30P	9162338352	Host	16.00	.80
<b>Subtotal</b>			299.00			14.95

Cuyama GSA Conference ID: 5166995

#	Date	Time	Other	Location	Mins	Amt
1	03/19/20	11:27A	6613196477	Host	9.00	.45
2	03/19/20	11:27A	6614441695	Host	40.00	2.00
3	03/19/20	11:29A	6614773385	Host	38.00	1.90
4	03/19/20	11:29A	9169998777	Host	25.00	1.25

5	03/19/20	11:58A	6613337091	Host	10.00	.50
Subtotal					122.00	6.10

Cuyama GSA Conference ID: 5170307

#	Date	Time	Other	Location	Mins	Amt
1	03/19/20	05:00P	4242089336	Host	23.00	1.15
2	03/19/20	05:00P	6613337091	Host	24.00	1.20
Subtotal					47.00	2.35

Cuyama GSA Conference ID: 5170391

#	Date	Time	Other	Location	Mins	Amt
1	03/19/20	05:23P	6613337091	Host	1.00	.05
Subtotal					1.00	.05

Cuyama GSA Conference ID: 5211392

#	Date	Time	Other	Location	Mins	Amt
1	03/27/20	11:59A	6613337091	Host	124.00	6.20
2	03/27/20	11:59A	6614773385	Host	124.00	6.20
3	03/27/20	12:01P	9169998777	Host	122.00	6.10
Subtotal					370.00	18.50

Cuyama GSA Conference ID: 5221119

#	Date	Time	Other	Location	Mins	Amt
1	03/30/20	04:02P	6614773385	Host	1.00	.05
Subtotal					1.00	.05

Cuyama GSA Conference ID: 5221146

#	Date	Time	Other	Location	Mins	Amt
1	03/30/20	04:06P	9169998777	Host	1.00	.05
2	03/30/20	04:07P	6614773385	Host	1.00	.05
Subtotal					2.00	.10

## A CBGSA Charges:

4-Mar	\$54.45
13-Mar	\$0.05
13-Mar	\$14.95
19-Mar	\$6.10
19-Mar	\$2.35
19-Mar	\$0.05
27-Mar	\$18.50
30-Mar	\$0.05
30-Mar	\$0.10

---

B	Subtotal	\$96.60
C	Total Conf Line Charge	\$921.22
D	Total Taxes and Surcharges	\$180.57
E	Tax and Surcharges Rate (D/C)	19.6%
F	Tax and Surcharges Incurred by CBGSA (B*E)	\$18.93
G	Total CBGSA Charge (B+F)	<b>\$115.53</b>

**KLEIN, DENATALE, GOLDNER  
COOPER, ROSENLIEB & KIMBALL, LLP**

108

4550 CALIFORNIA AVENUE  
SECOND FLOOR  
BAKERSFIELD, CA 93309

MAILING ADDRESS:  
P.O. BOX 11172  
BAKERSFIELD, CA 93389-1172  
(661) 395-1000  
FAX (661) 326-0418  
E-MAIL accounting@kleinlaw.com

CUYAMA BASIN GROUNDWATER SUSTAINABILITY AGENCY  
C/O HALLMARK GROUP  
\*\*\*\*\*EMAIL INVOICES\*\*\*\*\*

April 17, 2020  
**Bill No. 22930-001-156938**  
JDH

Statement for Period through March 19, 2020

Re: 22930 - CUYAMA BASIN GROUNDWATER SUSTAINABILITY AGENCY  
001 GENERAL BUSINESS

<b>Date</b>		<b>Services</b>	<b>Hours</b>	<b>Amount</b>
02/20/20	AND	RESEARCHED GOVERNMENT CODE SECTIONS 10730, 10730.2, AND THE ASSOCIATED PROCESS TO INCREASE GROUNDWATER EXTRACTION FEE.	2.00	300.00
02/20/20	AND	RESEARCHED CASE LAW REGARDING GROUNDWATER FEES AND CHARGES.	1.00	150.00
02/21/20	JDH	EXTRACTION FEE AD HOC COMMITTEE TELEPHONIC MEETING.	1.50	442.50
02/26/20	AND	RESEARCHED NOTICE OF EXEMPTION CATEGORIES UNDER CEQA.	1.40	210.00
02/26/20	AND	CONTINUED RESEARCHING NOTICE OF EXEMPTION CATEGORIES UNDER CEQA.	1.00	150.00
02/26/20	AND	PREPARED SUMMARY REVIEW OF NOTICE OF EXEMPTION DOCUMENTS FOR J. HUGHES.	2.00	300.00
02/27/20	AND	E-MAILED J. HUGHES REGARDING NOTICE OF EXEMPTION DOCUMENTS.	0.20	30.00
02/28/20	AND	E-MAILED T. BLAKSLEE REGARDING CUYAMA BASIN GSA BUDGET.	0.10	15.00
02/29/20	JDH	PREPARED FOR MARCH BOARD MEETING.	0.70	206.50
03/01/20	AND	REVIEWED BUDGET FOR FISCAL YEAR 2019/2020.	0.30	45.00
03/01/20	AND	E-MAILED J. HUGHES REGARDING REVIEW OF FISCAL YEAR 2019/2020 BUDGET.	0.20	30.00

**PAYMENT DUE UPON RECEIPT**

PLEASE REFER TO BILL NUMBER LOCATED BENEATH STATEMENT DATE WHEN SUBMITTING PAYMENT TO ENSURE PROPER CREDIT.  
A FINANCE CHARGE OF 1 1/2% PER MONTH (18% ANNUALLY) WILL BE CHARGED ON ALL BALANCES OVER 30 DAYS.  
**FEDERAL I.D. NO. 95-2298220**

**PAYMENT MAY BE MADE BY WIRE TO:**

BANK OF AMERICA, 5021 CALIFORNIA AVENUE, BAKERSFIELD, CA 93309  
ACCOUNT NO. 001499407875  
ABA NO. 121000358

**KLEIN, DENATALE, GOLDNER,  
COOPER, ROSENLIEB & KIMBALL, LLP**

109

Bill No. 22930-001-156938

April 17, 2020

Page 2

Client Ref: 22930 - 001

Date	Services	Hours	Amount
03/01/20	AND REVIEWED CUYAMA BASIN GSA BOARD MINUTES TO OBTAIN ADDITIONAL INFORMATION REGARDING THE PURPOSE OF BUDGET AND GROUNDWATER EXTRACTION FEE.	0.40	60.00
03/01/20	AND E-MAILED J. HUGHES REGARDING REVIEW OF CUYAMA BASIN GSA BUDGET AND GROUNDWATER EXTRACTION FEE.	0.40	60.00
03/02/20	JDH TELEPHONE CONFERENCE WITH SAC MEMBER; REVIEWED AND REPLIED TO E-MAILS.	0.60	177.00
03/04/20	JDH ATTENDED MARCH BOARD MEETING.	4.50	1,327.50
03/04/20	AND EDITED AND REVISED NOTICE OF EXEMPTIONS.	1.00	150.00
03/04/20	AND E-MAILED T. BLAKSLEE WITH COMMENTS AND SUGGESTIONS REGARDING NOTICE OF EXEMPTIONS FOR FIELD WORK.	0.50	75.00
03/18/20	JDH REVIEWED EXECUTIVE ORDER REGARDING BROWN ACT.	0.30	88.50
03/19/20	JDH TELEPHONE CONFERENCE WITH J. BECK, B. LINDIEN, AND T. BLAKSLEE REGARDING PENDING ISSUES.	0.50	147.50

		Rate	Hours	Amount
AND	DOMINGUEZ, ALEX	150.00	10.50	1,575.00
JDH	HUGHES, JOSEPH	295.00	8.10	2,389.50
<b>Total Fees</b>				<b>\$3,964.50</b>

**Costs and Expenses**

Date	Expenses	Amount
03/05/20	TRAVEL EXPENSES 3/4 ROUND TRIP TRAVEL TO NEW CUYAMA FOR MARCH BOARD MEETING - JOSEPH D. HUGHES, P.C.	74.75
<b>Total Costs and Expenses</b>		<b>\$74.75</b>

<b>Current Charges</b>	<b>\$4,039.25</b>
Prior Statement Balance	6,924.80
Payments/Adjustments Since Last Bill	-6,132.80
<b>Pay This Amount</b>	<b>\$4,831.25</b>

**PAYMENT DUE UPON RECEIPT**  
PLEASE REFER TO BILL NUMBER LOCATED BENEATH STATEMENT DATE WHEN SUBMITTING PAYMENT TO ENSURE PROPER CREDIT.  
A FINANCE CHARGE OF 1 1/2% PER MONTH (18% ANNUALLY) WILL BE CHARGED ON ALL BALANCES OVER 30 DAYS.  
**FEDERAL I.D. NO. 95-2298220**

**PAYMENT MAY BE MADE BY WIRE TO:**  
BANK OF AMERICA, 5021 CALIFORNIA AVENUE, BAKERSFIELD, CA 93309  
ACCOUNT NO. 001499407875  
ABA NO. 121000358

**KLEIN, DENATALE, GOLDNER,  
COOPER, ROSENLIEB & KIMBALL, LLP**

110

**Bill No. 22930-001-156938**  
Client Ref: 22930 - 001

**April 17, 2020**

**Page 3**

Any Payments Received After April 17, 2020 Will Appear on Your Next Statement

**PAYMENT DUE UPON RECEIPT**

PLEASE REFER TO BILL NUMBER LOCATED BENEATH STATEMENT DATE WHEN SUBMITTING PAYMENT  
TO ENSURE PROPER CREDIT.  
A FINANCE CHARGE OF 1 1/2% PER MONTH (18% ANNUALLY) WILL BE CHARGED ON ALL BALANCES OVER 30 DAYS.  
**FEDERAL I.D. NO. 95-2298220**

**PAYMENT MAY BE MADE BY WIRE TO:**

BANK OF AMERICA, 5021 CALIFORNIA AVENUE, BAKERSFIELD, CA 93309  
ACCOUNT NO. 001499407875  
ABA NO. 121000358



COMMITMENT & INTEGRITY  
DRIVE RESULTS

Remit to:  
PO Box 55008  
Boston, MA 02205-5008

T 800.426.4262  
T 207.774.2112  
F 207.774.6635

INVOICE

TD BANK  
Electronic Transfer:  
▪211274450 ▪ 2427662596▪

Jim Beck  
Executive Director  
Cuyama Basin Groundwater Sustainability  
Agency  
c/o Hallmark Group  
1901 Royal Oaks Drive, Suite 200  
Sacramento, CA 95815

April 13, 2020  
Project No: 0011078.01  
Invoice No: 175197

Project 0011078.01 CUYAMA GSP

**Professional Services for the period ending March 27, 2020**

Phase 017 Stakeholder/Board Engagement

**Professional Personnel**

	Hours	Rate	Amount	
Project Manager 2				
Van Lienden, Brian	11.00	273.00	3,003.00	
Totals	11.00		3,003.00	
<b>Labor Total</b>				<b>3,003.00</b>

**Reimbursable**

Vehicle Expenses				
3/4/2020	Van Lienden, Brian	Cuyama GSP Board meeting	38.51	
3/5/2020	Van Lienden, Brian	Cuyama GSP Board meeting	29.30	
3/6/2020	Van Lienden, Brian	Cuyama GSP Board meeting	93.48	
Travel & Lodging				
3/4/2020	Van Lienden, Brian	Cuyama GSP Board meeting	10.55	
3/4/2020	Van Lienden, Brian	Cuyama GSP Board meeting	103.49	
Meals				
3/4/2020	Van Lienden, Brian	Cuyama GSP Board meeting	14.56	
	<b>Reimbursable Total</b>		<b>1.1 times</b>	<b>289.89</b>
				<b>318.88</b>
		<b>Total this Phase</b>		<b>\$3,321.88</b>

Phase 023 2020 Outreach

**Consultant**

Sub - Consultant Miscellaneous				
3/27/2020	CATALYST	Catalyst Inv #474	412.50	
	<b>Consultant Total</b>		<b>1.1 times</b>	<b>412.50</b>
				<b>453.75</b>
		<b>Total this Phase</b>		<b>\$453.75</b>

Please include our invoice number in your remittance. Thank you.

Project	0011078.01	CUYAMA GSP	Invoice	175197
Phase	024	2020 Support to DWR Technical Support		

**Professional Personnel**

	Hours	Rate	Amount	
Project Manager 2				
Van Lienden, Brian	9.00	273.00	2,457.00	
Totals	9.00		2,457.00	
<b>Labor Total</b>				<b>2,457.00</b>
			<b>Total this Phase</b>	<b>\$2,457.00</b>

---

Phase	025	2020 GSP Implementation Support		
-------	-----	---------------------------------	--	--


**Professional Personnel**

	Hours	Rate	Amount	
Planner 3				
Eggleton, Charles	3.50	217.00	759.50	
Kidson, Jennifer	1.00	217.00	217.00	
Project Manager 2				
Van Lienden, Brian	16.00	273.00	4,368.00	
Scientist 3				
Cochran, Natalie	8.00	217.00	1,736.00	
Senior Project Assistant				
Daugherty, Lisa	8.00	132.00	1,056.00	
Hughart, Desiree	.75	132.00	99.00	
Totals	37.25		8,235.50	
<b>Labor Total</b>				<b>8,235.50</b>
			<b>Total this Phase</b>	<b>\$8,235.50</b>
			<b>Total this Invoice</b>	<b>\$14,468.13</b>

**Outstanding Invoices**

Number	Date	Balance
173403	2/26/2020	40,605.85
174968	4/7/2020	44,855.78
<b>Total</b>		<b>85,461.63</b>

Project Summary	Current Fee	Previous Fee	Total
	14,468.13	2,346,375.07	2,360,843.20

Approved by:  \_\_\_\_\_

Brian Van Lienden  
Project Manager  
Woodard & Curran





## Progress Report

---

### Cuyama Basin Groundwater Sustainability Plan Development

**Subject:** March 2020 Progress Report  
 Jim Beck, Executive Director,  
**Prepared for:** Cuyama Basin Groundwater Sustainability Agency (CBGSA)  
**Prepared by:** Brian Van Lienden, Woodard & Curran  
**Reviewed by:** Lyndel Melton, Woodard & Curran  
**Date:** April 16, 2020  
**Project No.:** 0011078.01

---

This progress report summarizes the work performed and project status for the period of February 29, 2020 through March 27, 2020 on the Cuyama Basin Groundwater Sustainability Plan Development project. The work associated with this invoice was performed in accordance with our Consulting Services Agreement dated December 6, 2017, and with Task Order 5, issued by the CBGSA on June 6, 2018, Task Order 6, issued by the CBGSA on August 7, 2019, and Task Order 7, issued by the CBGSA on December 4, 2019. Note that Task Orders 1, 2, 3 and 4 were already 100% spent as of the beginning of this reporting period.

The progress report contains the following sections:

1. Work Performed
2. Budget Status
3. Schedule Status
4. Outstanding Issues to be Coordinated

## 1 Work Performed

A summary of work performed on the project during the current reporting period is provided in Tables 1, 2, 3 and 4 below. Table 1 shows work performed under Task Orders 2 and 4, which include tasks identified in the Category 2 grant from the California Department of Water Resources (DWR). Table 2 shows work performed under Task Orders 3 and 5, which includes tasks identified in the Category 1 grant from DWR. Table 3 shows work performed under Task Order 6. Table 4 shows work under Task Order 7.

**Table 1: Summary of Task/Deliverables Status for Category 2 Tasks (Task Orders 2 and 4)**

<b>Task</b>	<b>Work Completed During the Reporting Period</b>	<b>Percent Complete</b>	<b>Work Scheduled for Next Period</b>
<b>Task 1: Initiate Work Plan for GSP and Stakeholder Engagement Strategy Development</b>	<ul style="list-style-type: none"> <li>Task 1 is completed; no work was undertaken on this task during this reporting period</li> </ul>	100%	<ul style="list-style-type: none"> <li>Task 1 is completed; no further work is anticipated</li> </ul>
<b>Task 2: Data Management System, Data Collection and Analysis, and Plan Review</b>	<ul style="list-style-type: none"> <li>Task 2 is completed; no work was undertaken on this task during this reporting period</li> </ul>	100%	<ul style="list-style-type: none"> <li>Task 2 is completed; no further work is anticipated</li> </ul>
<b>Task 3: Description of the Plan Area, Hydrogeologic Conceptual Model, and Groundwater Conditions</b>	<ul style="list-style-type: none"> <li>Task 3 is completed; no work was undertaken on this task during this reporting period</li> </ul>	100%	<ul style="list-style-type: none"> <li>Task 3 is completed; no further work is anticipated</li> </ul>
<b>Task 4: Basin Model and Water Budget</b>	<ul style="list-style-type: none"> <li>Task 4 is completed; no work was undertaken on this task during this reporting period</li> </ul>	100%	<ul style="list-style-type: none"> <li>Task 4 is completed; no further work is anticipated</li> </ul>
<b>Task 5: Establish Basin Sustainability Criteria</b>	<ul style="list-style-type: none"> <li>Task 5 is completed; no work was undertaken on this task during this reporting period</li> </ul>	100%	<ul style="list-style-type: none"> <li>Task 5 is completed; no further work is anticipated</li> </ul>
<b>Task 6. Monitoring Networks</b>	<ul style="list-style-type: none"> <li>Task 6 is completed; no work was undertaken on this task during this reporting period</li> </ul>	100%	<ul style="list-style-type: none"> <li>Task 6 is completed; no further work is anticipated</li> </ul>
<b>Task 7: Projects and Actions for Sustainability Goals</b>	<ul style="list-style-type: none"> <li>Task 7 is completed; no work was undertaken on this task during this reporting period</li> </ul>	100%	<ul style="list-style-type: none"> <li>Task 7 is completed; no further work is anticipated</li> </ul>
<b>Task 8. GSP Implementation</b>	<ul style="list-style-type: none"> <li>Task 8 is completed; no work was undertaken on this task during this reporting period</li> </ul>	100%	<ul style="list-style-type: none"> <li>Task 8 is completed; no further work is anticipated</li> </ul>

Task	Work Completed During the Reporting Period	Percent Complete	Work Scheduled for Next Period
<b>Task 9. GSP Development</b>	<ul style="list-style-type: none"> <li>Task 9 is completed; no work was undertaken on this task during this reporting period</li> </ul>	100%	<ul style="list-style-type: none"> <li>Task 9 is completed; no further work is anticipated; additional work to complete the GSP will be performed under Task 16</li> </ul>
<b>Task 10: Education, Outreach and Communication</b>	<ul style="list-style-type: none"> <li>Task 10 is completed; no work was undertaken on this task during this reporting period</li> </ul>	100%	<ul style="list-style-type: none"> <li>Task 10 is completed; no further work is anticipated; additional outreach and communication work will be performed under Tasks 17 and 18</li> </ul>
<b>Task 11: Project Management</b>	<ul style="list-style-type: none"> <li>Task 11 is completed; no work was undertaken on this task during this reporting period</li> </ul>	100%	<ul style="list-style-type: none"> <li>Task 11 is completed; no further work is anticipated. Further project management activities will be covered in Tasks 15 and 16.</li> </ul>

**Table 2: Summary of Task/Deliverables Status for Category 1 Tasks (Task Orders 3 and 5)**

Task	Work Completed During the Reporting Period	Percent Complete	Work Scheduled for Next Period
<b>Task 12: Groundwater Monitoring Well Network Expansion</b>	<ul style="list-style-type: none"> <li>Continued development of CEQA documentation</li> </ul>	79%	<ul style="list-style-type: none"> <li>Once partners have been identified, work will commence to perform the field work required to install the data sensors</li> </ul>
<b>Task 13: Evapotranspiration Evaluation for Cuyama Basin Region</b>	<ul style="list-style-type: none"> <li>No work was performed on Task 13 during this period.</li> </ul>	100%	<ul style="list-style-type: none"> <li>Task 13 is completed; no further work is anticipated</li> </ul>
<b>Task 14: Surface Water Monitoring Program</b>	<ul style="list-style-type: none"> <li>Continued development of CEQA documentation</li> </ul>	53%	<ul style="list-style-type: none"> <li>Once the CEQA process is complete, work will commence to install the stream gauges</li> </ul>
<b>Task 15: Category 1 Project Management</b>	<ul style="list-style-type: none"> <li>Ongoing project management and grant administration activities</li> </ul>	94%	<ul style="list-style-type: none"> <li>Ongoing project management and grant administration activities</li> </ul>

**Table 3: Summary of Task/Deliverables Status for Task Order 6**

<b>Task</b>	<b>Work Completed During the Reporting Period</b>	<b>Percent Complete</b>	<b>Work Scheduled for Next Period</b>
<b>Task 16: Finalize GSP Development</b>	<ul style="list-style-type: none"> <li>Task 16 is completed; no work was undertaken on this task during this reporting period</li> </ul>	100%	<ul style="list-style-type: none"> <li>Task 16 is completed; no further work is anticipated</li> </ul>
<b>Task 17: Stakeholder &amp; Board Engagement</b>	<ul style="list-style-type: none"> <li>Participation in ad-hoc calls</li> <li>Prepare presentation materials for March CBGSA Board meeting</li> </ul>	95%	<ul style="list-style-type: none"> <li>Preparation for and participation in upcoming CBGSA SAC/Board meetings and ad-hoc calls</li> </ul>
<b>Task 18: Outreach Support</b>	<ul style="list-style-type: none"> <li>Task 18 is completed; no work was undertaken on this task during this reporting period</li> </ul>	100%	<ul style="list-style-type: none"> <li>Task 18 is completed; no further work is anticipated. Further outreach support will be performed under Task 23</li> </ul>
<b>Task 19: Support for DWR Technical Support Services</b>	<ul style="list-style-type: none"> <li>Task 19 is completed; no work was undertaken on this task during this reporting period</li> </ul>	100%	<ul style="list-style-type: none"> <li>Task 19 is completed; no further work is anticipated. Further outreach support will be performed under Task 24</li> </ul>
<b>Task 20: Prepare SGM Planning Grant Application</b>	<ul style="list-style-type: none"> <li>Task 20 is completed; no work was undertaken on this task during this reporting period</li> </ul>	100%	<ul style="list-style-type: none"> <li>Task 20 is completed; no further work is anticipated</li> </ul>
<b>Task 21: Development of a CBGSA Fee Structure</b>	<ul style="list-style-type: none"> <li>No work was performed on Task 21 during this period.</li> </ul>	0%	<ul style="list-style-type: none"> <li>Provide support as needed</li> </ul>

**Table 4: Summary of Task/Deliverables Status for Task Order 7**

Task	Work Completed During the Reporting Period	Percent Complete	Work Scheduled for Next Period
<b>Task 22: Stakeholder &amp; Board Engagement</b>	<ul style="list-style-type: none"> <li>No work was performed on Task 22 during this period.</li> </ul>	0%	<ul style="list-style-type: none"> <li>No work is anticipated on this task until the budget for Task 17 is exhausted.</li> </ul>
<b>Task 23: Outreach Support</b>	<ul style="list-style-type: none"> <li>Ongoing stakeholder outreach activities related to GSP completion</li> </ul>	17%	<ul style="list-style-type: none"> <li>Ongoing stakeholder outreach activities related to GSP completion and implementation</li> </ul>
<b>Task 24: Support for DWR Technical Support Services</b>	<ul style="list-style-type: none"> <li>Updated draft site-specific applications</li> <li>Ongoing coordination activities</li> </ul>	70%	<ul style="list-style-type: none"> <li>Finalize site specific applications and submit to DWR</li> <li>Ongoing coordination activities</li> </ul>
<b>Task 25: Cuyama Basin GSP Implementation Support</b>	<ul style="list-style-type: none"> <li>Prepared final version of Annual Report and submitted to DWR</li> <li>Began process to solicit contractors for monitoring network field work</li> <li>Program management and grant administration</li> </ul>	42%	<ul style="list-style-type: none"> <li>Ongoing program management and grant administration</li> <li>Implementation of monitoring network field work</li> </ul>
<b>Task 26: Development of Management Area Policies and Guidelines</b>	<ul style="list-style-type: none"> <li>No work was performed on Task 26 during this period.</li> </ul>	0%	<ul style="list-style-type: none"> <li>Provide support as needed</li> </ul>
<b>Task 27: Support for Determining a Funding Mechanism for FY 20-21</b>	<ul style="list-style-type: none"> <li>No work was performed on Task 27 during this period.</li> </ul>	0%	<ul style="list-style-type: none"> <li>Provide support as needed</li> </ul>

## 2 Budget Status

Table 5 shows the percent spent for each task under Task Order 1. 100% of the available Task Order 1 budget has been expended (\$321,135.00 out of \$321,135).

**Table 5: Budget Status for Task Order 1**

Task	Total Budget	Spent Previously	Spent this Period	Total Spent to Date	Budget Remaining	% Spent to Date
1	\$ 35,768.00	\$ 35,755.53	\$ -	\$ 35,755.53	\$ 12.47	100%
2	\$ 61,413.00	\$ 61,413.00	\$ -	\$ 61,413.00	\$ -	100%
3	\$ 45,766.00	\$ 45,766.00	\$ -	\$ 45,766.00	\$ -	100%
4	\$ 110,724.00	\$ 110,724.00	\$ -	\$ 110,724.00	\$ -	100%
5	\$ -	\$ -	\$ -	\$ -	\$ -	n/a
6	\$ -	\$ -	\$ -	\$ -	\$ -	n/a
7	\$ 12,120.00	\$ 12,120.00	\$ -	\$ 12,120.00	\$ -	100%
8	\$ -	\$ -	\$ -	\$ -	\$ -	n/a
9	\$ -	\$ -	\$ -	\$ -	\$ -	n/a
10	\$ 45,420.00	\$ 45,432.47	\$ -	\$ 45,432.47	\$ (12.47)	100%
11	\$ 9,924.00	\$ 9,924.00	\$ -	\$ 9,924.00	\$ -	100%
<b>Total</b>	<b>\$ 321,135.00</b>	<b>\$ 321,135.00</b>	<b>\$ -</b>	<b>\$ 321,135.00</b>	<b>\$ -</b>	<b>100%</b>

Table 6 shows the percent spent for each task under Task Order 2. 100% of the available Task Order 2 budget has been expended (\$399,469.00 out of \$399,469).

**Table 6: Budget Status for Task Order 2**

Task	Total Budget	Spent Previously	Spent this Period	Total Spent to Date	Budget Remaining	% Spent to Date
1	\$ -	\$ -	\$ -	\$ -	\$ -	n/a
2	\$ 48,457.00	\$ 48,458.00	\$ -	\$ 48,458.00	\$ (1.00)	100%
3	\$ 24,182.00	\$ 24,182.00	\$ -	\$ 24,182.00	\$ -	100%
4	\$ 103,880.00	\$ 103,880.00	\$ -	\$ 103,880.00	\$ -	100%
5	\$ 60,676.00	\$ 60,676.00	\$ -	\$ 60,676.00	\$ -	100%
6	\$ 65,256.00	\$ 65,255.00	\$ -	\$ 65,255.00	\$ 1.00	100%
7	\$ 36,402.00	\$ 36,402.00	\$ -	\$ 36,402.00	\$ -	100%
8	\$ -	\$ -	\$ -	\$ -	\$ -	n/a
9	\$ -	\$ -	\$ -	\$ -	\$ -	n/a
10	\$ 45,420.00	\$ 45,420.00	\$ -	\$ 45,420.00	\$ -	100%
11	\$ 15,196.00	\$ 15,196.00	\$ -	\$ 15,196.00	\$ -	100%
<b>Total</b>	<b>\$ 399,469.00</b>	<b>\$ 399,469.00</b>	<b>\$ -</b>	<b>\$ 399,469.00</b>	<b>\$ -</b>	<b>100%</b>

Table 7 shows the percent spent for each task under Task Order 3. 100% of the available Task Order 3 budget has been expended (\$188,238.00 out of \$188,238).

**Table 7: Budget Status for Task Order 3**

Task	Total Budget	Spent Previously	Spent this Period	Total Spent to Date	Budget Remaining	% Spent to Date
12	\$ 53,244.00	\$ 53,244.00	\$ -	\$ 53,244.00	\$ -	100%
13	\$ 69,706.00	\$ 69,706.00	\$ -	\$ 69,706.00	\$ -	100%
14	\$ 53,342.00	\$ 53,342.00	\$ -	\$ 53,342.00	\$ -	100%
15	\$ 11,946.00	\$ 11,946.00	\$ -	\$ 11,946.00	\$ -	100%
<b>Total</b>	<b>\$ 188,238.00</b>	<b>\$ 188,238.00</b>	<b>\$ -</b>	<b>\$ 188,238.00</b>	<b>\$ -</b>	<b>100%</b>

Table 8 shows the percent spent for each task under Task Order 4. 100% of the available Task Order 4 budget has been expended (\$764,394.14 out of \$764,396).

**Table 8: Budget Status for Task Order 4**

Task	Total Budget	Spent Previously	Amount Invoiced This Month	Total Spent to Date	Budget Remaining	% Spent to Date
1	\$ -	\$ -	\$ -	\$ -	\$ -	n/a
2	\$ 24,780.00	\$ 24,793.50	\$ -	\$ 24,793.50	\$ (13.50)	100%
3	\$ 26,912.00	\$ 26,894.00	\$ -	\$ 26,894.00	\$ 18.00	100%
4	\$ 280,196.00	\$ 280,190.26	\$ -	\$ 280,190.26	\$ 5.74	100%
5	\$ 47,698.00	\$ 47,641.88	\$ -	\$ 47,641.88	\$ 56.12	100%
6	\$ -	\$ -	\$ -	\$ -	\$ -	n/a
7	\$ 117,010.00	\$ 117,009.20	\$ -	\$ 117,009.20	\$ 0.80	100%
8	\$ 69,780.00	\$ 69,831.25	\$ -	\$ 69,831.25	\$ (51.25)	100%
9	\$ 91,132.00	\$ 91,567.49	\$ -	\$ 91,567.49	\$ (435.49)	100%
10	\$ 70,236.00	\$ 69,766.10	\$ -	\$ 69,766.10	\$ 469.90	100%
11	\$ 36,652.00	\$ 36,700.46	\$ -	\$ 36,700.46	\$ (48.46)	100%
<b>Total</b>	<b>\$ 764,396.00</b>	<b>\$ 764,394.14</b>	<b>\$ -</b>	<b>\$ 764,394.14</b>	<b>\$ 1.86</b>	<b>100%</b>

Table 9 shows the percent spent for each task under Task Order 5 as of March 27, 2020. 62% of the available Task Order 5 budget has been expended (\$283,925.37 out of \$459,886).

**Table 9: Budget Status for Task Order 5**

Task	Total Budget	Spent Previously	Spent this Period	Total Spent to Date	Budget Remaining	% Spent to Date
12	\$ 196,208.00	\$ 144,646.43	\$ -	\$ 144,646.43	\$ 51,561.57	74%
13	\$ 24,950.00	\$ 24,933.01	\$ -	\$ 24,933.01	\$ 16.99	100%
14	\$ 204,906.00	\$ 83,304.88	\$ -	\$ 83,304.88	\$ 121,601.12	41%
15	\$ 33,822.00	\$ 31,041.05	\$ -	\$ 31,041.05	\$ 2,780.95	92%
<b>Total</b>	<b>\$ 459,886.00</b>	<b>\$ 283,925.37</b>	<b>\$ -</b>	<b>\$ 283,925.37</b>	<b>\$ 175,960.63</b>	<b>62%</b>

Table 10 shows the percent spent for each task under Task Order 6 as of March 27, 2020. 90% of the available Task Order 6 budget has been expended (\$321,073.62 out of \$357,405).



**Table 10: Budget Status for Task Order 6**

Task	Total Budget	Spent Previously	Spent this Period	Total Spent to Date	Budget Remaining	% Spent to Date
16	\$ 195,658.00	\$ 195,630.29	\$ -	\$ 195,630.29	\$ 27.71	100%
17	\$ 57,406.00	\$ 50,349.04	\$ 3,321.88	\$ 53,670.92	\$ 3,735.08	93%
18	\$ 12,901.00	\$ 12,929.91	\$ -	\$ 12,929.91	\$ (28.91)	100%
19	\$ 18,848.00	\$ 18,835.50	\$ -	\$ 18,835.50	\$ 12.50	100%
20	\$ 40,032.00	\$ 40,007.00	\$ -	\$ 40,007.00	\$ 25.00	100%
21	\$ 32,560.00	\$ -	\$ -	\$ -	\$ 32,560.00	0%
<b>Total</b>	<b>\$ 357,405.00</b>	<b>\$ 317,751.74</b>	<b>\$ 3,321.88</b>	<b>\$ 321,073.62</b>	<b>\$ 36,331.38</b>	<b>90%</b>

Table 11 shows the percent spent for each task under Task Order 7 as of March 27, 2020. 30% of the available Task Order 7 budget has been expended (\$82,581.09 out of \$273,655.00).

**Table 11: Budget Status for Task Order 7**

Task	Total Budget	Spent Previously	Spent this Period	Total Spent to Date	Budget Remaining	% Spent to Date
22	\$ 29,262.00	\$ -	\$ -	\$ -	\$ 29,262.00	0%
23	\$ 12,901.00	\$ 1,763.63	\$ 453.75	\$ 2,217.38	\$ 10,683.63	17%
24	\$ 18,848.00	\$ 10,387.46	\$ 2,457.00	\$ 12,844.46	\$ 6,003.54	68%
25	\$ 160,028.00	\$ 59,283.75	\$ 8,235.50	\$ 67,519.25	\$ 92,508.75	42%
26	\$ 49,608.00	\$ -	\$ -	\$ -	\$ 49,608.00	0%
27	\$ 3,008.00	\$ -	\$ -	\$ -	\$ 3,008.00	0%
<b>Total</b>	<b>\$ 273,655.00</b>	<b>\$ 71,434.84</b>	<b>\$ 11,146.25</b>	<b>\$ 82,581.09</b>	<b>\$ 191,073.92</b>	<b>30%</b>

### 3 Schedule Status

The project is on schedule. Work authorized under Task Orders 1, 2, 3 and 4 are complete.

### 4 Outstanding Issues to be Coordinated

None