

SAN LUIS OBISPO COUNTY

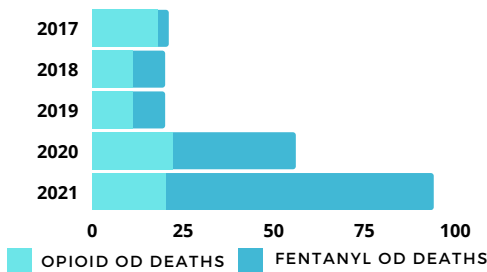
opioid data dashboard

DATA INDICATORS

OPIOID OVERDOSE DEATHS

94

On average, just over 10 people die every month in SLO County of an overdose (2021). Opioid overdoses make up 3/4 of the county's overdose deaths. Almost 80% of opioid overdose deaths involved fentanyl.




OPIOID RELATED ER VISITS

164

164 individuals visited SLO County Emergency Rooms in 2021 for an opioid emergency, a rate that is 35% higher than CA's rate.

OPIOID RELATED EMERGENCY DEPARTMENT VISITS


age-adjusted rate per 100,000 population



OPIOID PRESCRIBING RATES

360

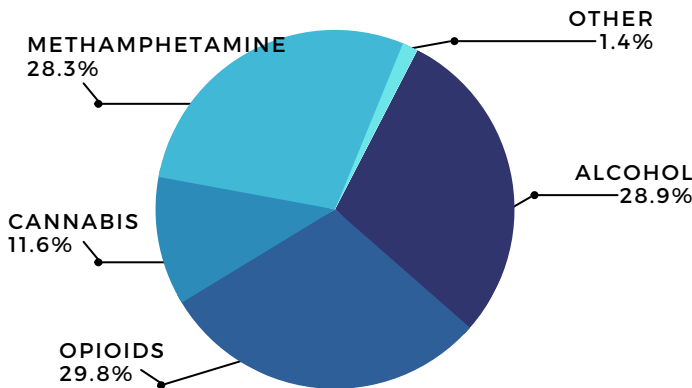
In 2021 there were 360 opioid prescriptions per 1,000 residents, a 4% decline in one year. The rate of residents with 5+ pharmacies/prescriptions is zero.



COUNTY DRUG & ALCOHOL TREATMENT ADMISSIONS

30%

30% of individuals admitted to County-funded treatment programs in 2021 reported opioids as their primary substance. Methamphetamine and alcohol were also in the top three used substances for those in treatment.



LIVES SAVED BY NALOXONE DISTRIBUTION

56

On average, 56 lives are saved every month by community use of naloxone to reverse overdose effects.* Community members receive naloxone from outreach and distribution efforts by SLO Bangers Syringe Exchange program and County of SLO Behavioral Health clinics. *monthly averages of naloxone distribution data from Apr. 1, 2022 through Mar. 31, 2023



KEY TAKEAWAYS

- SLO County total overdose deaths tripled from 2017-2021. Fentanyl involved deaths increased by almost 25 times.
- Declining opioid prescription rates indicate the driving force behind the county's overdose rates and deaths is illicit substances, many containing fentanyl.
- Overdose prevention education and ready access to naloxone is saving lives, and one of our best tools in combatting rising overdose death rates.

