



ZONE 3 ADVISORY COMMITTEE

San Luis Obispo County Flood Control and Water Conservation District

AGENDA

Thursday, Nov 18, 2021 6:30 P.M.

Phone line: +1 (872) 240-3412

Access Code: 931-623-109

OR

Webinar: <https://global.gotomeeting.com/join/931623109>

Important Notice Regarding COVID-19

Due to the continuing increase of Coronavirus (COVID-19) cases and in accordance with AB 361, which amends Government Code §54953 to allow local legislative bodies to hold virtual meetings after September 30, 2021, if certain criteria is met, the Zone 3 Advisory Committee Board meeting for October November 18, 2021 will be a virtual meeting held via GoToMeeting webinar.

HOW TO WATCH:

- 1. To Watch:** To watch the meeting online via livestream (on your computer or mobile device), go to: **www.slo-span.org**, or watch the meeting via **Cable TV Public Access Channel 21**.
- 2. Board members will receive a private link via their emails to access the GoToMeeting.**
- 3. Members of the Public: To Watch and Participate in Live Public Comment:** Please use the link at the top of the Agenda to join the GoToMeeting

HOW TO COMMENT:

Zone 3 Advisory Committee is accepting general public comments for items on the Zone 3 Advisory Committee November agenda as well as items of interest not on the agenda within the jurisdiction of the Zone 3 Advisory Committee.

*****Note:** Members of the public can submit comments via:

GoToMeeting – Verbal, Live, in Real Time Public Comments

- See details on page 1 of this agenda under ‘How to Watch.’

Email – Written Public Comments – Email: dspiegel@co.slo.ca.us with the subject line “public comment.”

- Include the agenda item number you are referencing or type “general comment,” if it is about an item not on the agenda.
- **Emailed written comments must be submitted by 5:00 p.m. on Tuesday, November 16, 2021.**



ZONE 3 ADVISORY COMMITTEE

San Luis Obispo County Flood Control and Water Conservation District

Mail – Written Public Comments

- **Mail to:**
David Spiegel
County Public Works
976 Osos Street, Ste 207
San Luis Obispo, CA 93408
- **Mailed written comments must be received by David Spiegel no later than 5:00 p.m. on Tuesday, November 16, 2021.**

I. CALL TO ORDER AND ROLL CALL

II. TELECONFERENCED PUBLIC MEETINGS

Submittal of a Resolution authorizing the Executive Director to implement teleconferenced public meetings during the proclaimed local emergency related to COVID-19 pursuant to AB 361 (**ROLL CALL - ADOPT RESOLUTION**). David Spiegel

Adopt Resolution approving the following: – [Attachment 1](#)

- a) Based on the recitals in the resolution, the Zone 3 Advisory Committee finds that holding in person public meetings would present imminent risks to the health or safety of attendees; and
- b) Zone 3 staff is directed to return at the next regularly scheduled committee meeting after adoption of this resolution with an item for Zone 3 Advisory Committee Board members to review and, if appropriate, renew the findings required by AB 361 to continue to hold public meetings under its provisions.

III. PUBLIC COMMENT

This is also an opportunity for members of the public to address the Committee on items that are not on the Agenda

IV. APPROVAL OF MEETING MINUTES

A. Sept 16, 2021 Regular Meeting – [Attachment 2](#)

V. APPROVAL OF 2022 MEETING SCHEDULE – [Attachment 3](#)

VI. OPERATIONS REPORT

- A. Water Plant Operations, Reservoir Storage, Downstream Releases - [Verbal Update](#)
- B. Projected Reservoir Levels – [Attachment 4](#)
- C. September & October Monthly Operations Report – [Attachment 5](#)

VII. INFORMATION ITEMS

- A. 1st Quarter Budget Status – [Attachment 6](#)
- B. Cloud Seeding Update – [Verbal Update](#)

VIII. CAPITAL PROJECTS UPDATE

A. Bi-Monthly Update – [Attachment 7](#)

IX. ACTION ITEMS (No Subsequent Board of Supervisors Action Required)



ZONE 3 ADVISORY COMMITTEE

San Luis Obispo County Flood Control and Water Conservation District

- X. ACTION ITEMS (Board of Supervisors Action is Subsequently Required)
- XI. FUTURE AGENDA ITEMS
- XII. COMMITTEE MEMBER COMMENTS

Next Regular Meeting is Tentatively Scheduled for
January 20, 2022 at 6:30 PM
Agendas accessible online at www.slocounty.ca.gov/pw/zone3

TO: Zone 3 Advisory Committee

FROM: David Spiegel, Supervising Utilities Engineer

DATE: November 18, 2021

SUBJECT: Item I: Consider Adopting Resolution to Continue Meeting Virtually

Summary

On March 4, 2020, California State Governor Gavin Newsom issued a Proclamation of State of Emergency in response to the COVID-19 pandemic. That proclamation remains in effect to date. On March 17, 2020, Governor Newsom issued Executive Order N-29-20 that suspended the teleconferencing rules set forth in the California Open Meeting Law, the Brown Act (Government Code Section 54950 et seq.). On June 11, 2021, Governor Newsom issued Executive Order N-08-21, clarifying the suspension of the teleconferencing rules set forth in the Brown Act, noting that those provisions would remain suspended through September 30, 2021.

On September 16, 2021, Governor Newsom signed Assembly Bill 361 (AB 361), which allows legislative bodies subject to the Brown Act to continue meeting by teleconference, provided they make certain findings, including that meeting in person would present imminent risks to the health or safety of attendees. AB 361 requires that certain findings be made by the legislative body every 30 days.

This staff report is presented today for the Zone 3 Advisory Committee to consider the finding that holding in person meetings would present imminent risks to the health or safety of board members, staff and all attendees of Zone 3 Advisory Committee public meetings.

Recommendation

Staff recommends that the Committee adopt the attached resolution, invoking the provisions of AB 361 related to the holding of teleconferencing/virtual public meetings.

In The ZONE 3 ADVISORY COMMITTEE
COUNTY OF SAN LUIS OBISPO, STATE OF CALIFORNIA

_____ day _____, 20__

PRESENT:

ABSENT:

RESOLUTION NO. _____

**A RESOLUTION OF THE ZONE 3 ADVISORY COMMITTEE ACKNOWLEDGING
GOVERNOR NEWSOM'S PROCLAMATION OF A STATE OF EMERGENCY AND AUTHORIZING
MEETINGS BY TELECONFERENCE FOR A PERIOD OF
THIRTY DAYS PURSUANT TO THE RALPH M. BROWN ACT**

The following Resolution is now offered and read:

WHEREAS, on March 4, 2020, Governor Newsom issued a Proclamation of State of Emergency in response to the COVID-19 pandemic; and

WHEREAS, the proclaimed state of emergency remains in effect; and

WHEREAS, on March 17, 2020, Governor Newsom issued Executive Order N-29-20 that suspended the teleconferencing rules set forth in the California Open Meeting law, Government Code Section 54950 *et seq.* (the "Brown Act"), provided certain requirements were met and followed; and

WHEREAS, on June 11, 2021, Governor Newsom issued Executive Order N-08-21 that clarified the suspension of the teleconferencing rules set forth in the Brown Act, and further provided that those provisions would remain suspended through September 30, 2021; and

WHEREAS, on September 1, 2021, the San Luis Obispo County Health Officer issued Order Number 6, requiring face coverings in all public indoor settings attributable to the rise in SARS-CoV-2 Delta Variant; and

WHEREAS, on September 16, 2021, Governor Newsom signed Assembly Bill 361 (AB 361), allowing legislative bodies subject to the Brown Act to continue meeting by teleconference if the legislative body determines that meeting in person would present imminent risks to the

health or safety of attendees, and further requires that certain findings be made by the legislative body every thirty (30) days; and

WHEREAS, California Department of Public Health and the federal Centers for Disease Control and Prevention (“CDC”) caution that the Delta variant of COVID-19, currently the dominant strain of COVID-19 in the country, is more transmissible than prior variants of the virus, may cause more severe illness, and that even fully vaccinated individuals can spread the virus to others resulting in rapid and alarming rates of COVID-19 cases and hospitalizations (<https://www.cdc.gov/coronavirus/2019-ncov/variants/delta-variant.html>); and

WHEREAS, the CDC has established a “Community Transmission” metric with 4 tiers designed to reflect a community’s COVID-19 case rate and percent positivity; and

WHEREAS, the County of San Luis Obispo currently has a Community Transmission metric of “moderate”; and

WHEREAS, in the interest of public health and safety, as affected by the emergency caused by the spread of COVID-19, the Zone 3 Advisory Committee (Zone 3 AC) deems it necessary to find holding in person meetings would present imminent risks to the health or safety of attendees, and thus intends to invoke the provisions of AB 361 related to teleconferencing.

NOW, THEREFORE, BE IT RESOLVED AND ORDERED by the Zone 3 AC that:

1. The recitals set forth above are true and correct.
2. The Proclamation of State of Emergency in response to the COVID-19 pandemic issued by Governor Newsom on March 4, 2020, remains in effect.
3. Based on the recitals above, the Zone 3 AC finds that meeting in person would present imminent risks to the health or safety of attendees.
4. Staff is directed to return at the next regularly scheduled meeting with an item for the Zone 3 AC to consider making the findings required by AB 361 to continue meeting under its provisions.

Upon motion of Member _____, seconded by Member _____, and on the following roll call vote, to wit:

AYES:

NOES:

ABSENT:

ABSTAINING:

the foregoing resolution is hereby adopted.

Marcia Guthrie
Zone 3 Advisory Committee

ATTEST:

David Spiegel
Secretary of the Zone 3 Advisory Committee

APPROVED AS TO FORM AND LEGAL EFFECT:

RITA L. NEAL
County Counsel

By: _____
Deputy County Counsel

Dated: _____



**6 SAN LUIS OBISPO COUNTY FLOOD CONTROL
AND WATER CONSERVATION DISTRICT
ZONE 3 ADVISORY COMMITTEE
DRAFT MEETING MINUTES
THURSDAY September 16, 2021**

Attachment 2

I. Call to Order and Roll Call -- The Zone 3 Advisory Committee Meeting was called to order at 6:34 PM via GoTo Meeting due to the Covid-19 pandemic by Vice Chairperson, Shirley Gibson. County Public Works Utilities Division Senior Engineer and Secretary to the Advisory Committee, David Spiegel, called roll. Quorum was present. Members in attendance were:

- Kristen Barneich, City of Arroyo Grande
- Shirley Gibson, Oceano CSD
- Brad Hagemann, County Services Area 12
- Brian Talley, Agriculture Member
- Ron Reilly, Member At Large
- Matthew Scudato, Alternate

II. Public Comment – This is an opportunity for members of the public to address the Committee on items that are not on the Agenda. No public comment.

III. Approval of Meeting Minutes

A. July 15, 2021 Regular Meeting (Attachment 1 of the Agenda Packet) – Member Hageman motioned approval of the minutes and Member Barneich seconded. Motion passed.

IV. Operations Report

A. Water Plant Operations, Reservoir Storage, Downstream Releases – Jenny Williamson, Administrative Assistant at the Lopez Water Treatment Plant, indicated: Lopez Lake elevation was 470.36; storage was 15,543.3 acre-feet (AF), which is 31% capacity; rainfall to date, since July 1, 2021, was 0.04 inches; plant production was 1.9 million gallons per day (MGD); downstream release was 3.95 MGD; and State Water was at 2.64 MGD.

B. Projected Reservoir Levels – Review of the Lopez Reservoir Projections Chart (Attachment 2 of the Agenda Packet).

C. July and August Monthly Operations Report – Review of the monthly operations reports with the committee (Attachment 3 of the Agenda Packet).

No public comment was given.

V. Information Items

A. Draft Cloud Seeding Board Letter (Attachment 4) – David Spiegel reviewed the draft of the cloud seeding board letter to be submitted to the Board of Supervisors for approval to proceed with the 2021-22 Winter Cloud Seeding Program for the Lopez Lake Watershed. **Member Talley motioned approval of the Cloud Seeding Board Letter and Member Hagemann seconded. Motion passed.**

B. 4th Quarter Budget Status – County Public Works Finance Admin. Services Manager, Jenny Morgan, provided an update on the 4th Quarter Budget Status (Attachment 5 of the Agenda Packet). The \$6.4M budget was broken into three categories: Routine Operations & Maintenance, Non-Routine Operations & Maintenance, and Capital Outlay. At the end of the fiscal year, 71% of the total annual budget had been expended.

Total Budget	Expenses through Q4	Balance Available	% of Budget Expended
\$6,416,952	\$4,584,802	\$1,832,150	71%

Routine O&M: has a budget of \$4.1M. At the end of the end of the fiscal year, expenses were 102% of the annual budget.

Total Budget	Expenses through Q4	Balance Available	% of Budget Expended
\$4,092,980	\$4,155,787	(\$62,807)	102%

Non-Routine O&M: has a budget of approximately \$1.7M. At the end of the fiscal year, 20% of the annual budget has been expended. The remaining budget is comprised of approximately \$656,686 will be carried forward into FY 2021-22 for continued work and a savings of approximately \$738,404 will be credited back to the agencies during the FY 2020-21 true-up. Bulk of the budget being carried forward are tied to the Lopez Water Rights/ Habitat Conservation Plan (HCP) and the Cloud Seeding Program.

Total Budget	Expenses through Q4	Balance Available	% of Budget Expended
\$1,745,300	\$350,210	\$1,395,090	20%
Estimated Carryforward:		\$656,686	
Estimated Savings:		\$738,404	

Capital Outlay: has a budget of almost \$580,000. At the end of the fiscal year, expenses were 14% of the annual budget. Approximately \$258,887 in unspent budget will be credited back to the agencies.

Total Budget	Expenses through Q4	Balance Available	% of Budget Expended
\$578,672	\$78,805	\$499,867	14%
Estimated Carryforward:		\$240,980	
Estimated Savings:		\$258,887	

All agencies are current on their payments. Estimated credits for FY 2020-21 total \$3,803. Credits will be allocated to the agencies and mailed along with the 2nd installment for FY 2021-22 billings that are due January 1, 2022.

No public comment was given.

VI. Capital Projects Update

Bi-Monthly Update – Updates were provided on the various capital projects (Attachment 6 of the Agenda Packet). Most projects had no changes or updates that could be provided.

Tesla Battery Storage - Construction began September 13th.

Geotechnical Testing & Seismic Alternatives Study of Terminal Reservoir Dam – Contract was presented to the Board of Supervisors on September 14th and approved GEI's contract.

Fault Zone Risk Assessment for Dam Left Abutment – Rizzo Engineering performed a site assessment and preparing a draft report.

Cathodic Protection Repair Project – Consultant performed site visit and staff have been working with the consultant to install additional test stations to aid in the assessments needed.

Equipment Storage Building – New RFP is being prepared due to vendor issues. One vendor could not sell products to California, and another had some pricing concerns.

CO2 Injection System – Bids came in high. Staff are making design changes and adjusting scope of work to help reduce costs. Project will be resubmitted to the consultant for a rebid.

No Public comment was given.

VII. Action Items (No Subsequent Board of Supervisors Action Required)

No Action Items discussed.

VIII. Action Items (Board of Supervisors Action is Subsequently Required)

IX. Future Agenda Items

X. Committee Member Comments

Meeting Adjourned at 6:56 PM

Respectfully Submitted,

Jenny Williamson
County of San Luis Obispo Public Works Department



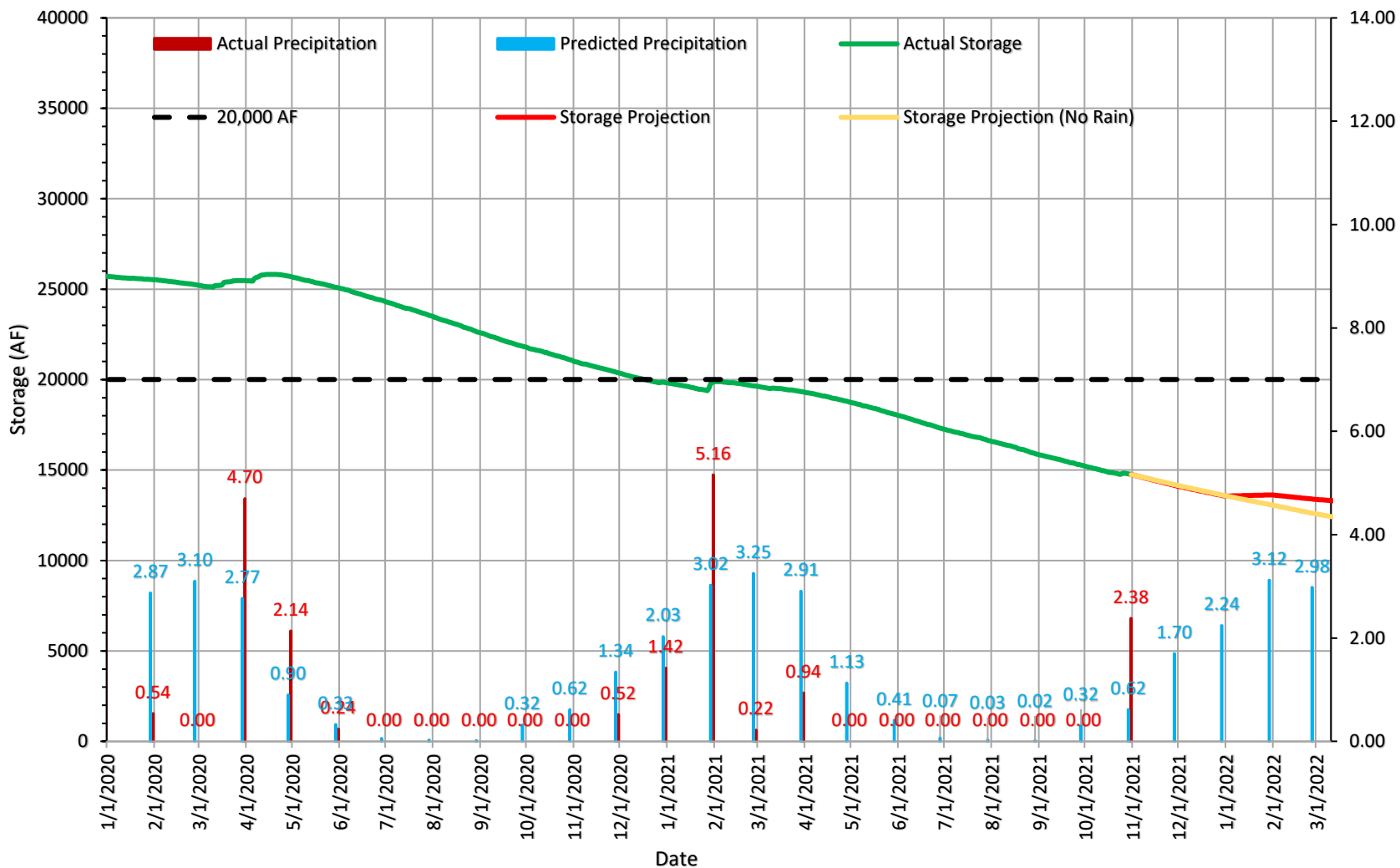
ZONE 3 - LOPEZ PROJECT
ADVISORY AND TECHNICAL ADVISORY COMMITTEES
2022 MEETING SCHEDULE

Date	Group	Location¹	Purpose
Jan 12, 2022	TAC ²	Arroyo Grande, 9:00 AM	Discuss proposed FY 22/23 budget
Jan 20, 2022	Advisory Committee	Grover Beach, 6:30 PM	Distribute proposed FY 22/23 budget
Feb 9, 2022	TAC	Arroyo Grande, 9:00 AM	Distribute proposed FY 22/23 budget
Mar 9, 2022	TAC	Arroyo Grande, 9:00 AM	Budget discussion/recommendation; present estimated surplus water quantity available in 22/23
Mar 17, 2022	Advisory Committee	Arroyo Grande, 6:30 PM	Present 2 nd quarter FY 20/21 budget status; present proposed FY22/23 budget; endorse FY22/23 budget; present estimated surplus water quantity available in WY 22/23
Apr 13, 2022	TAC	Arroyo Grande, 9:00 AM	Present actual surplus water quantity available in WY 22/23
May 11, 2022	TAC	Arroyo Grande, 9:00 AM	
May 19, 2022	Advisory Committee	Pismo Beach, 6:30 PM	3 rd Quarter Budget Status
Jun 8, 2022	TAC	Arroyo Grande, 9:00 AM	
Jul 13, 2022	TAC	Arroyo Grande, 9:00 AM	
Jul 21, 2022	Advisory Committee	Oceano CSD, 6:30 PM Tentative	Officer Rotations
Aug 10, 2022	TAC	Arroyo Grande, 9:00AM	
Sep 7, 2022	TAC	Arroyo Grande, 9:00 AM	Request Water Delivery Schedule - due Oct 1
Sep 15, 2022	Advisory Committee	Grover Beach, 6:30 PM	4 th Quarter Budget Status;
Oct 12, 2022	TAC	Arroyo Grande, 9:00 AM	
Nov 9, 2022	TAC	Arroyo Grande, 9:00 AM	Discuss proposed Capital Improvement Projects for next FY
Nov 17, 2022	Advisory Committee	Arroyo Grande, 6:30 PM	1 st Quarter Budget Status; Set next year's meeting dates
Dec 14, 2022	TAC	Arroyo Grande, 9:00 AM	Distribute Water Delivery Schedule by Jan 1

¹ All meetings until further notice will be via Goto Meetings on the web due to COVID19 Meeting Protocols. When allowed, in person meetings will be resumed and locations will be determined at that time.

² TAC - Technical Advisory Committee

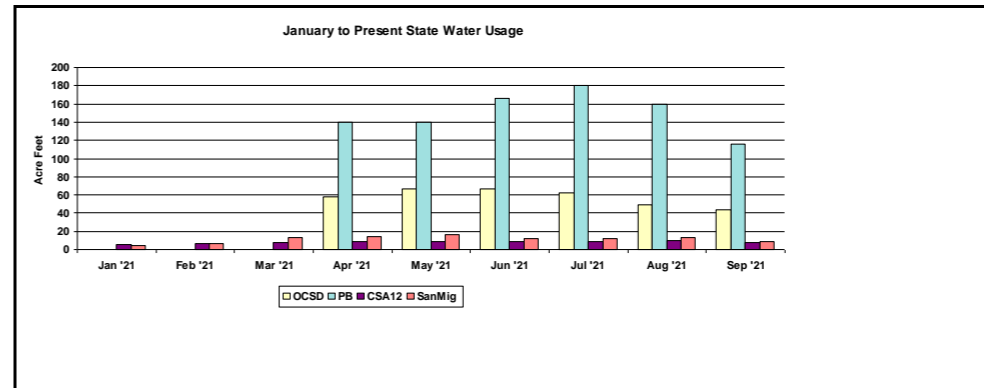
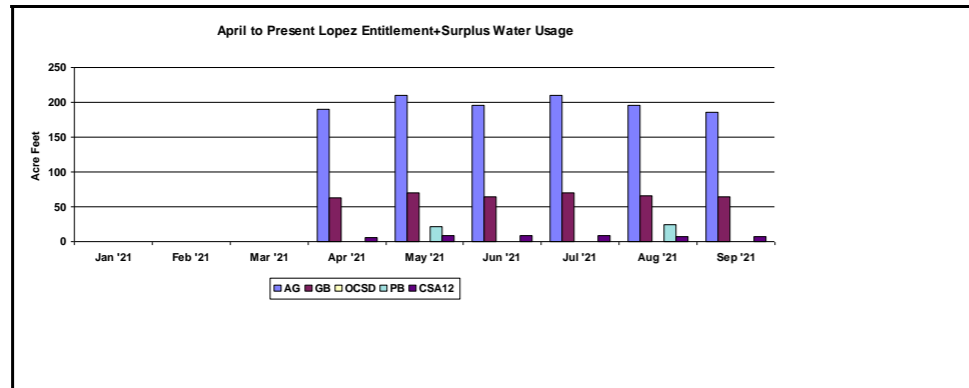
LOPEZ RESERVOIR STORAGE PROJECTION



1. Storage projection is based on predicted rainfall from longrangeweather.com, inflow based on predicted rainfall, 20-21 downstream release requests, and municipal usage.
2. Municipal Usage is based on Jan 2010- Dec 2020 average monthly deliveries.
3. Predicted inflow is based off of historical precipitation and storage data. Antecedant moisture conditions are factored into the model. The first rainstorms after months without rain will cause less inflow than rainstorms during the rainy season. If the average daily rainfall for the previous three months is below 1 inch the model will multiply the predicted inflow by 0.1, if the average is above 1 inch the inflow is multiplied by 1.25.

San Luis Obispo County Flood Control and Water District Zone 3 - Lopez Project - Monthly Operations Report September, 2021

Contractor	Lopez Water Deliveries										State Water Deliveries						Total Water Deliveries This Month									
	Entl.	Surplus Water Declared	Surplus Requested	Total Available Water	This Month				April to Present						This Month				January to Present							
					Entitlement		Surplus		Entitlement		Surplus		Total		Annual Request	Usage		% of Annual Request	SWP Deliveries	Change in Storage	Usage	% of Annual Request	SWP Deliveries			
					Usage	%	Usage	%	Usage	%	Usage	%	Usage	%												
Arroyo Grande	2061	807.00	807.00	2868	185.10	9.0%	0.00	0.0%	1186.98	57.6%	0.00	0.0%	1186.98	41.4%										185.1		
Oceano CSD	272.7	107.00	107.00	380	0.00	0.0%	0.00	0.0%	0.00	0.0%	0.00	0.0%	0.00	0.0%	640	43.43	6.8%						346.67	54.2%		43.43
Grover Beach	720	282.00	282.00	1002	64.60	9.0%	0.00	0.0%	396.13	55.0%	0.00	0.0%	396.13	39.5%										64.6		
Pismo Beach	802.8	314.00	314.00	1117	0.00	0.0%	0.00	0.0%	46.13	5.7%	0.00	0.0%	46.13	4.1%	1260	116.36	9.2%						902.02	71.6%		116.36
CSA 12	220.5	86.00	86.00	307	6.97	3.2%	0.00	0.0%	44.68	20.3%	0.00	0.0%	44.68	14.6%	96	8.07	8.4%						70.83	73.8%		15.04
San Miguelito															120	9.17	7.6%						101.06	84.2%		9.17
Total	4077	1596.00	1596.00	5673	256.67	6.3%	0.00	0.0%	1673.92	41.1%	0.00	0.0%	1673.92	29.5%	2116	177.03	8.4%	271	93.97				1420.58	67.1%	1335.00	433.70
													Last Month Stored State Water		1086.61			This Month Stored State Water		1180.58						



Note: Deliveries are in acre feet. One acre foot = 325, 850 gallons or 43, 560 cubic feet. Safe yield is 8,730 acre feet.

"Year to Date" is January to present for State water, April to present for Lopez deliveries, and July to present for rainfall.

Lopez Dam Operations	This Month	Year to Date		
Lake Elevation (full at 522.37 feet)	469.5		Difference (feet)	-52.87
Storage (full at 49200 acre feet)	15208		% Full	30.9%
Rainfall	0	0.04		
Downstream Release (4200 acre feet/year)	366.43	1643.15		
Spillage (acre feet)	0	0.00		

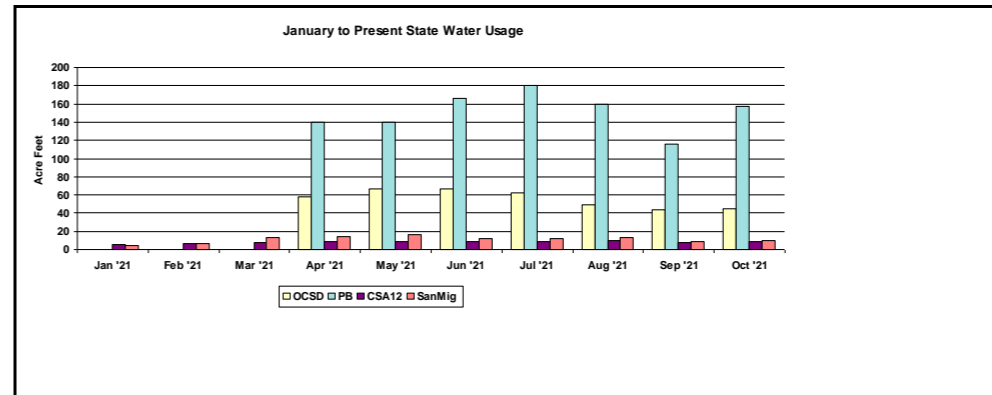
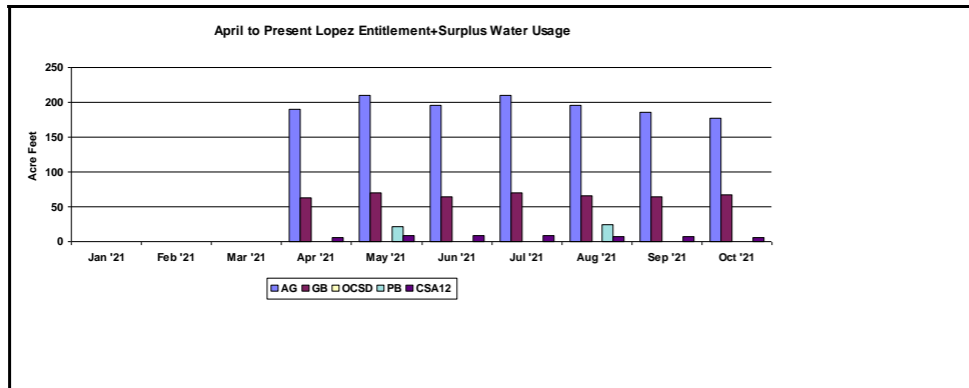
Comments:

- 1) Oceano supplied water to Canyon Crest via Arroyo Grande's Edna turn out. A total of 2.23 AF delivered to Canyon Crest was added to Oceano's water usage this month and 2.23 AF was subtracted from Arroyo Grande's usage this month.
- 2) On May 12, 2021 Pismo requested to take all SW for April 2021. On May 18th, PB's SW Delivery Request was changed to 1260 AF.
- 3) Lopez Water Deliveries are now operated under the Low Reservoir Response Plan (LRRP). In August 2021 TAC requested a 10% entitlement reduction (retroactive to April 2021) in anticipation of reaching the 15,000 AF trigger of the LRRP. Entitlements shown represent a 10% reduction.

Surplus water shown is actually "Carry Over" water as designated in the LRRP.

San Luis Obispo County Flood Control and Water District Zone 3 - Lopez Project - Monthly Operations Report October, 2021

Contractor	Lopez Water Deliveries											State Water Deliveries					Total Water Deliveries This Month								
	Entl.	Surplus Water Declared	Surplus Requested	Total Available Water	This Month				April to Present				Annual Request	This Month				January to Present							
					Entitlement		Surplus		Entitlement		Surplus			Total		Usage		% of Annual Request	SWP Deliveries	Change in Storage	Usage	% of Annual Request	SWP Deliveries		
					Usage	%	Usage	%	Usage	%	Usage	%		Usage	%										
Arroyo Grande	2061	807.00	807.00	2868	177.57	8.6%	0.00	0.0%	1364.55	66.2%	0.00	0.0%	1364.55	47.6%										177.57	
Oceano CSD	272.7	107.00	107.00	380	0.00	0.0%	0.00	0.0%	0.00	0.0%	0.00	0.0%	0.00	0.0%	640	44.31	6.9%								44.31
Grover Beach	720	282.00	282.00	1002	66.84	9.3%	0.00	0.0%	462.97	64.3%	0.00	0.0%	462.97	46.2%											66.84
Pismo Beach	802.8	314.00	314.00	1117	0.00	0.0%	0.00	0.0%	46.13	5.7%	0.00	0.0%	46.13	4.1%	1260	157.61	12.5%								157.61
CSA 12	220.5	86.00	86.00	307	5.85	2.7%	0.00	0.0%	50.53	22.9%	0.00	0.0%	50.53	16.5%	96	8.50	8.9%								14.35
San Miguelito															120	10.19	8.5%								10.19
Total	4077	1596.00	1596.00	5673	250.26	6.1%	0.00	0.0%	1924.18	47.2%	0.00	0.0%	1924.18	33.9%	2116	220.61	10.4%	220	-0.61	1641.19	77.6%	1555.00			470.87
													Last Month Stored State Water		1180.5800				This Month Stored State Water		1179.97				



Note: Deliveries are in acre feet. One acre foot = 325, 850 gallons or 43, 560 cubic feet. Safe yield is 8,730 acre feet.

"Year to Date" is January to present for State water, April to present for Lopez deliveries, and July to present for rainfall.

Lopez Dam Operations	This Month	Year to Date		
Lake Elevation (full at 522.37 feet)	468.29		Difference (feet)	-54.08
Storage (full at 49200 acre feet)	14744		% Full	30.0%
Rainfall	2.66	2.70		
Downstream Release (4200 acre feet/year)	317.32	1960.47		
Spillage (acre feet)	0	0.00		

Comments:

- Oceano supplied water to Canyon Crest via Arroyo Grande's Edna turn out. A total of 2.09 AF delivered to Canyon Crest was added to Oceano's water usage this month and 2.09 AF was subtracted from Arroyo Grande's usage this month.
- On May 12, 2021 Pismo requested to take all SW for April 2021. On May 18th, PB's SW Delivery Request was changed to 1260 AF.
- Lopez Water Deliveries are now operated under the Low Reservoir Response Plan (LRRP). In August 2021 TAC requested a 10% entitlement reduction (retroactive to April 2021) in anticipation of reaching the 15,000 AF trigger of the LRRP. Entitlements shown represent a 10% reduction.

Surplus water shown is actually "Carry Over" water as designated in the LRRP.



COUNTY OF SAN LUIS OBISPO
Department of Public Works
 John Diodati, *Director*

November 18, 2021

MEMORANDUM

TO: Flood Control Zone 3 Advisory Committee

FROM: Jenny Morgan, Accountant

SUBJECT: Flood Control Zone 3, First Quarter Budget Status, Fiscal Year 2021-22

Recommendation

The item to be received and filed.

Summary

Attached please find a comparison of the budget to actual expenses for the first quarter of fiscal year 2021-22. The \$7.4M budget is broken into three categories: Routine Operations & Maintenance, Non-Routine Operations & Maintenance, and Capital Outlay. At the end of the first quarter, 15% of the total annual budget has been expended.

Total Budget	Expenses through Q1	Balance Available	% of Budget Expended
7,459,542	1,112,317	6,347,225	15%

Routine O&M: This category has a budget of \$4.4M dollars. At the end of the first quarter, 24% of the annual budget has been expended, resulting in approximately \$3.3M available for the remainder of the year. Expenses in this category are on target with budgeted levels.

Total Budget	Expenses through Q1	Balance Available	% of Budget Expended
4,401,146	1,058,047	3,343,099	24%

Non-Routine O&M: This category has a budget of approximately \$1.73M. At the end of the first quarter, 2% of the annual budget has been expended, resulting in an available balance of roughly \$1.7M for the remainder of the year. Most of the items in this category have had budget carried forward from the prior year in order to continue work on them.

Total Budget	Expenses through Q1	Balance Available	% of Budget Expended
1,732,666	32,600	1,700,066	2%

Capital Outlay: This category has a budget of almost \$1.32M. At the end of the first quarter, expenses were 2% of the annual budget, resulting in approximately \$1.3M available for the remainder of the year. Unspent budget from the prior year has been carried forward for several projects and accounts for the majority of this category's budget.

Total Budget	Expenses through Q1	Balance Available	% of Budget Expended
1,325,730	21,671	1,304,059	2%

Other Agency Involvement/Impact

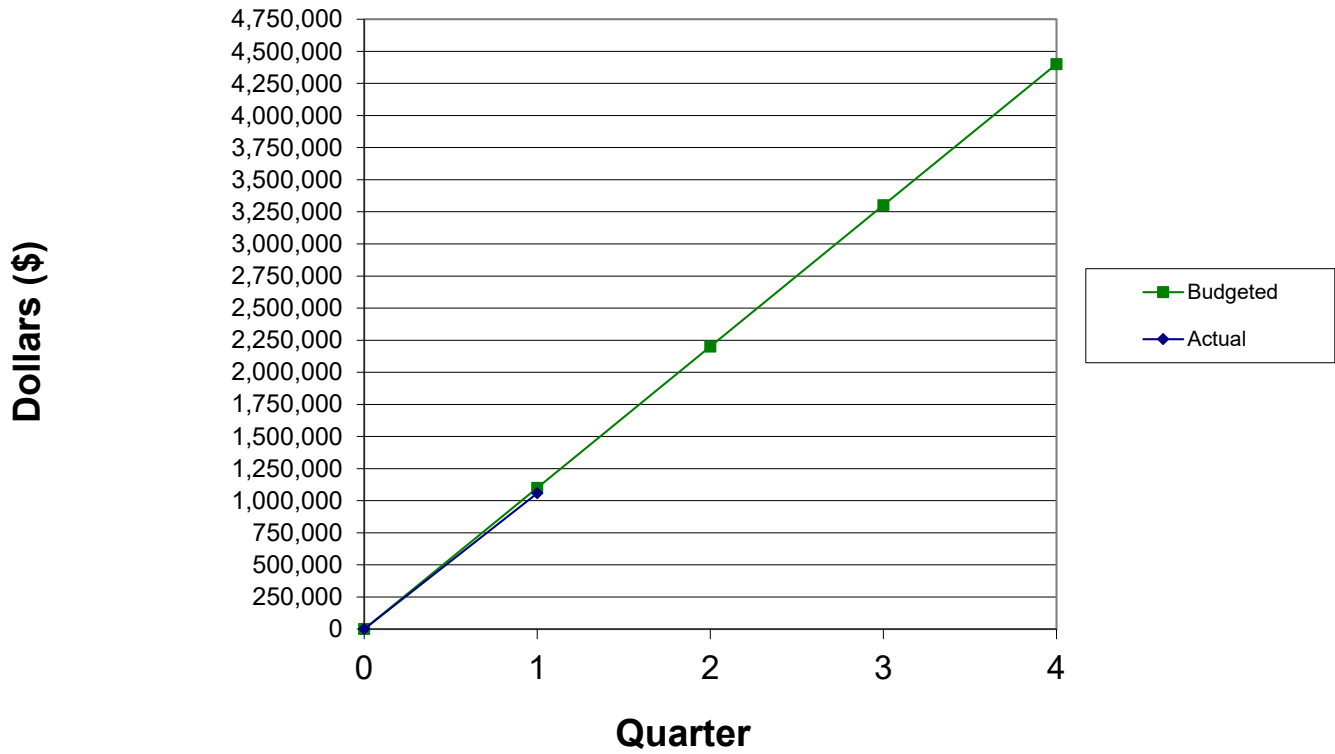
The agencies involved are: City of Arroyo Grande, City of Grover Beach, City of Pismo Beach, Oceano Community Services District, and County Service Area 12. Subcontractors of CSA 12 include Port San Luis Harbor District and Avila Beach Community Services District.

Financial Consideration

All agencies are current on their payments. The revised billings for FY 2020-21 will be mailed along with the 2nd installment of the FY 2021-22 billings by the end of the month. Payments are due January 1, 2022.

Zone 3 Budget Status
1st Quarter FY21/22

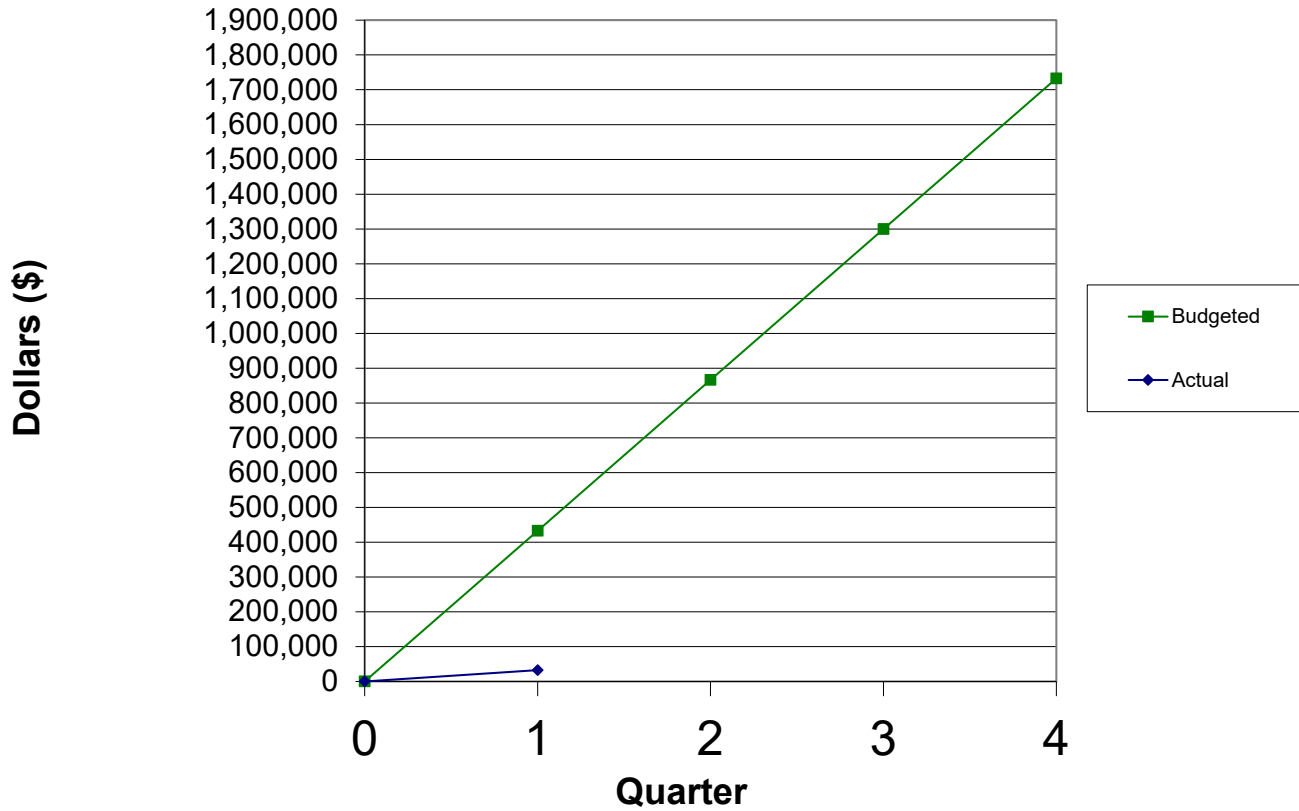
Routine Operation and Maintenance



O&M Routine Category	Total Budget	1st Quarter	2nd Quarter	3rd Quarter	4th Quarter	Total	Total Exp as % of Budget	Total Balance Avail
Labor Hours	22,728	5,278	-	-	-	5,278	23%	
Chemicals - Water Treatment Plant	\$ 494,790	\$ 63,105	\$ -	\$ -	\$ -	\$ 63,105	13%	\$ 431,685
Water Quality Testing - Treatment Plant	46,242	14,543	-	-	-	14,543	31%	31,699
Electricity - Water Treatment Plant	303,429	89,248	-	-	-	89,248	29%	214,181
All Other Costs - Water Treatment Plant	1,812,093	446,485	-	-	-	446,485	25%	1,365,608
Terminal	284,040	55,123	-	-	-	55,123	19%	228,917
Main Dam	394,124	120,921	-	-	-	120,921	31%	273,203
Other	1,066,428	268,622	-	-	-	268,622	25%	797,806
Expenses		1,058,047	-	-	-	1,058,047	24%	3,343,099
Budget	4,401,146	1,100,287	1,100,287	1,100,287	1,100,287	4,401,150		
Variance (over)/under		42,240	1,100,287	1,100,287	1,100,287	3,343,099		
% Variance		4%	100%	100%	100%			

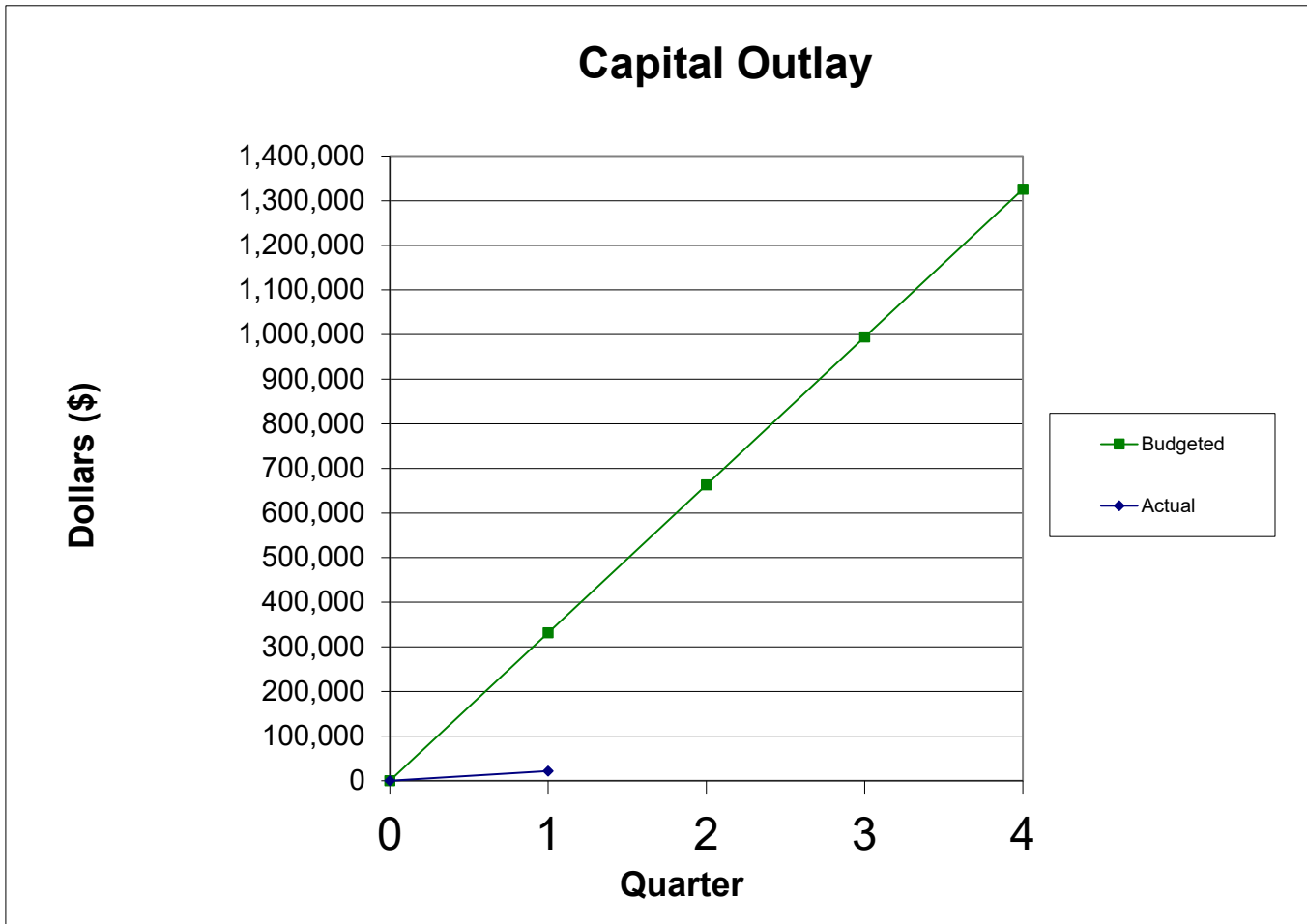
Zone 3 Budget Status
1st Quarter FY21/22

Non-Routine Operation and Maintenance



O&M Non Routine Category	Total Budget	1st Quarter	2nd Quarter	3rd Quarter	4th Quarter	Total	Total Exp as % of Budget	Total Balance Avail
Lopez Water Rights /HCP	\$ 326,300	\$ 26,976	\$ -	\$ -	\$ -	\$ 26,976	8%	\$ 299,324
Cathodic Protection Maint	-	-	-	-	-	-	0%	-
Geotech Test/Seismic Alt Study Terminal Dam	589,807	1,190	-	-	-	1,190	0%	588,617
Safety Upgrades to WTP	53,282	-	-	-	-	-	0%	53,282
Replace Obsolete Hach Turbidimeters	-	-	-	-	-	-	0%	-
Water Treatment Alternatives Study	35,000	818	-	-	-	818	2%	34,182
Risk Assessment Fault Zone Left Abutment	39,118	3,616	-	-	-	3,616	9%	35,502
Cloud Seeding Program	451,461	-	-	-	-	-	0%	451,461
Domestic Tank Repair	-	-	-	-	-	-	0%	-
Spillway Physical Investigation	187,698	-	-	-	-	-	0%	187,698
Contr to FC General AG Creek Subbasin	50,000	-	-	-	-	-	0%	50,000
Expenses		32,600	-	-	-	32,600	2%	1,700,066
Budget	1,732,666	433,167	433,167	433,167	433,167	1,732,666		
Variance (over)/under		400,567	433,167	433,167	433,167	1,700,066		
% Variance		92%	100%	100%	100%			

Zone 3 Budget Status
1st Quarter FY21/22



Capital Outlay Projects	Total Budget	1st Quarter	2nd Quarter	3rd Quarter	4th Quarter	Total	Total Exp as % of Budget	Total Balance Avail
Improved Boat Access at Term Res	\$ 50,000	\$ -	\$ -	\$ -	\$ -	\$ -		\$ 50,000
Equip Storage Garage Design	89,849	-	-	-	-	-	0%	89,849
Fireflow Tank Repair	295,674	-	-	-	-	-	0%	295,674
Cathodic Protection Units 1-3	448,248	17,868	-	-	-	17,868	4%	430,380
Dump Trailer	-	-	-	-	-	-	0%	-
ATV, Polaris	-	-	-	-	-	-	0%	-
New Water Treatment Barge	-	-	-	-	-	-	0%	-
Upgrade EQ Pump	17,623	-	-	-	-	-	0%	17,623
Carbon Dioxide Injection System	159,336	3,803	-	-	-	3,803	2%	155,533
WTP-Membrance Filter Modules (2 Racks)	265,000	-	-	-	-	-	0%	265,000
Expenses		21,671	-	-	-	21,671	2%	1,304,059
Budget	1,325,730	331,433	331,433	331,433	331,433	1,325,730		
Variance (over)/under		309,762	331,433	331,433	331,433	1,304,059		
% Variance		93%	100%	100%	100%			



ZONE 3 Lopez Project

San Luis Obispo County Flood Control and Water Conservation District

TO: Zone 3 Advisory Committee
FROM: David Spiegel, PE
DATE: November 18, 2021
SUBJECT: Zone 3 Projects Update

Project Updates:

- Tesla Battery Storage (No Change)
 - In Construction
 - Budget – Free
- Spillway Assessment and Investigation
 - Draft memo is in review for underdrain system
 - Bid Closed, reviewing proposals
 - Budget ~\$190,000
- Geotechnical Testing & Seismic Alternatives Study of Terminal Reservoir Dam (No Change)
 - Kick off meeting with GEI was 10/7/2021
 - Beginning data transfer and historical review of Geotech data
 - Budget ~\$500,000
- Fault Zone Risk Assessment for Dam Left Abutment (No Change)
 - Rizzo visited the site and is now working on the report
 - Budget ~\$40,000
- Lopez WTP Safety Upgrades (No Change)
 - Staff are looking into additional consultants to do a lifeline system within the membrane building.
 - Multiple consultants have reviewed the project, but none have quoted the project.
 - Budget ~\$53,000
- Cathodic Protection Repair Project (No Change)
 - Staff installed new test stations and recent testing showed good continuity
 - Budget ~\$449,933
- Equipment Storage Building (No Change)
 - Being re-bid
 - Budget ~\$90,000
- CO2 Injection System



ZONE 3 Lopez Project

San Luis Obispo County Flood Control and Water Conservation District

- Allocated additional budget, moving forward with sole source for vendor
- Budget ~\$256,000, needed \$371,400

Unbudgeted O&M Projects

- Sludge Bed Curtain Wall Rehabilitation (No Change)
 - One sludge bed has developed a leak through the adjacent hillside that leads down to the terminal reservoir's spillway. This bed had an existing underground curtain wall poured in the 90's to fix this issue.
 - Quotes are being received to pressure grout in front of the underground curtain wall to re-seal any cracks that have developed over the last 30 years.
 - ~\$50,000 per initial quote

Upcoming Projects for 21/22:

- EQ Pump Upgrade

Completed Projects

- Leak at Main Dam outlet works building
- Replacement of Hach Turbidimeter
- Repairs to Terminal Dam Spillway
- Lopez Terminal Dam Monument Survey
- Domestic Tank Repairs