


LOCAL & REGIONAL DROUGHT RESPONSE EFFORTS

John Diodati
Department Administrator
SLO County Public Works

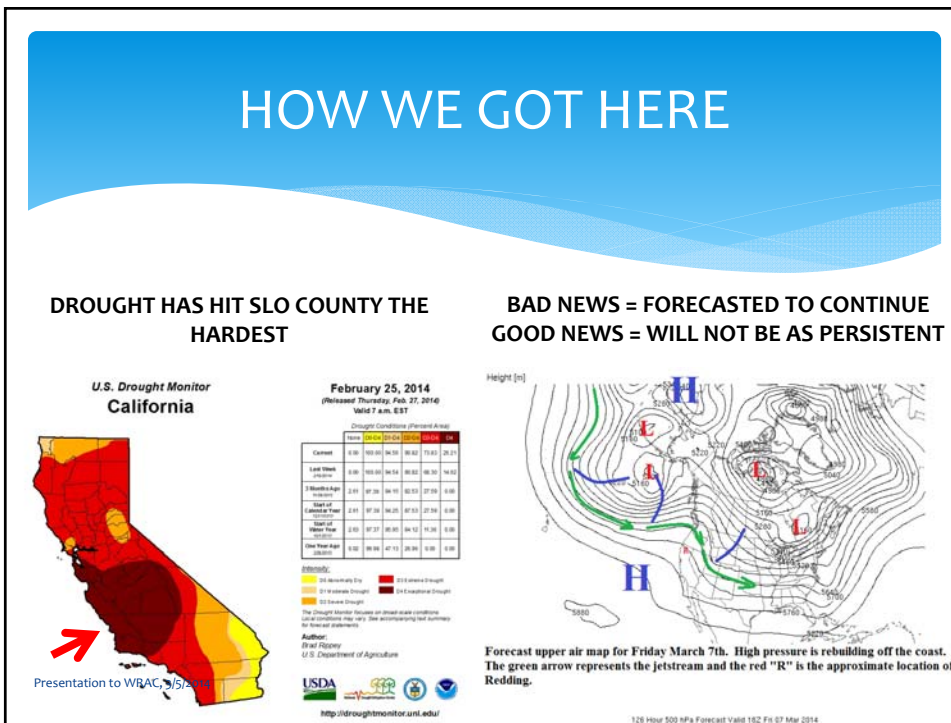
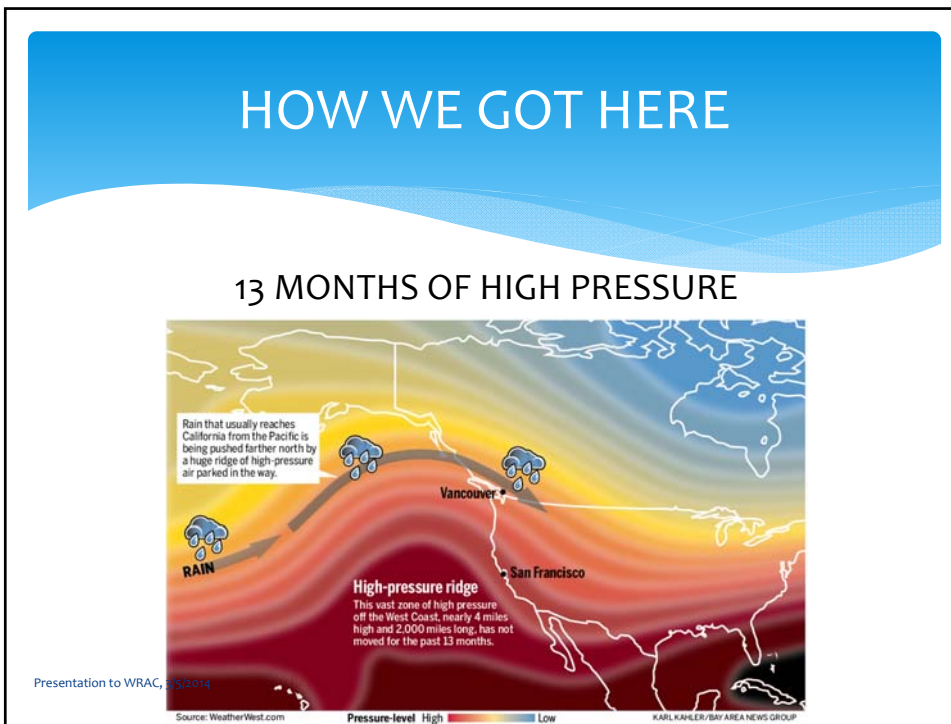
PUBLIC WORKS
Presentation to WRAC, 3/5/2014
SAN LUIS OBISPO COUNTY



OVERVIEW

- * HOW WE GOT HERE
- * RECENT EVENTS
- * PROJECTIONS ON LOCAL WATER RESOURCES
- * COUNTY WORK EFFORTS
- * NEXT STEPS
- * CONTACT INFORMATION

Presentation to WRAC, 3/5/2014



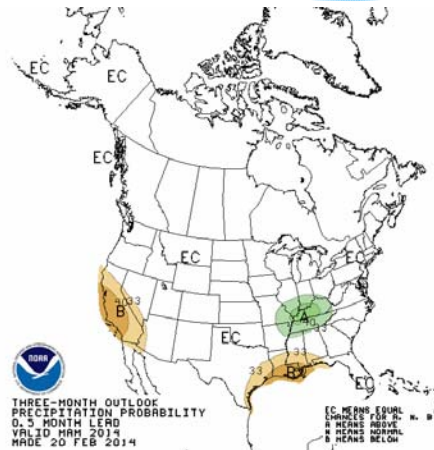
HOW WE GOT HERE

Cal Poly Precipitation Data

Month	Precipitation
June	0.01
July	0.03
August	0.00
September	0.02
October	0.44
November	0.34
December	0.27
January	0.03
February	4.56
March	1.56
Total	7.26

Average 22"

Presentation to WRAC, 3/5/2014



RECENT EVENTS

- * January 15 - USDA declares SLO County disaster area
- * January 17 – Governor Brown declared drought emergency for all of California; proposes legislation
- * January 31 – DWR drops State Water allocation to zero
- * February 3 - County establishes multi-department Drought Task Force
- * February 11 – Introduction of Senate’s *California Emergency Drought Relief Act of 2014*
- * March 1 – Governor Brown signs drought legislation
- * March 11 – BOS to consider Declaration of Local Emergency (staff report online)

Presentation to WRAC, 3/5/2014

PROJECTIONS ON WATER RESOURCES – STATE WATER

- * STATE WATER:
 - * 2014:
 - * 0% deliveries
 - * Some delivery of carry-over water (7,332 AF)
 - * Need 66% of carry-over water to meet 4,830 AF annual allocation
 - * 2015:
 - * ANTICIPATING ZERO DELIVERY OF ANY WATER
 - * COMPLETE SHUTDOWN OF SYSTEM

Presentation to WRAC, 3/5/2014

PROJECTIONS ON WATER RESOURCES – MULTI-COMMUNITY RESERVOIRS

- * NACIMIENTO:
 - * 23% full or 85,535 AF
 - * 9,655 contracted for annual delivery and 6,095 AF available as “Reserve Water”
 - * **High degree of reliability in 2014 and 2015**
 - * 6,500 AF of run-off into reservoir was recorded from last storm
- * LOPEZ:
 - * 56% full or 27,814 AF
 - * 4,530 AF contracted for annual delivery and 4,200 AF in annual downstream releases
 - * **High degree of reliability in 2014 and 2015**
 - * 300 AF of run-off into reservoir was recorded from last storm

Presentation to WRAC, 3/5/2014

COUNTY WORK EFFORTS

- * Early coordination with communities/systems most at risk:
 - * CMC/Chorro Valley
 - * Morro Bay
 - * Zone 3 Contractors
 - * Cambria CSD
 - * Heritage Ranch CSD
 - * County Systems

Presentation to WRAC, 3/5/2014

COUNTY WORK EFFORTS

- * Ongoing communication with CAL OES and County OES
- * Coordination with state and federal lobbyists
- * Coordination with elected officials

Presentation to WRAC, 3/5/2014

NEXT STEPS

- * Preparation for Declaration of Local Emergency:
 - * Internal strategic meeting in anticipation declaration
 - * Identification of six key tasks:
 1. Tracking & evaluation of proposed legislation
 2. Tracking & evaluation of proposed funding
 3. Coordination with County Drought Task Force
 4. Inter-Agency coordination
 5. Emergency projects & programs
 6. Water Conservation

Presentation to WRAC, 3/5/2014

CONTACT INFORMATION

- * You may have projects you want to discuss or have general questions:

John Diodati
788-2832
jdiodati@co.slo.ca.us

Presentation to WRAC, 3/5/2014